


Transformation Towards Excellence



THEME

Transformation Towards Excellence

Amid increasingly developing technology and digitalization, PT Telkom Indonesia (Persero) Tbk (Telkom) continues to innovate to expand its services. The increasingly rapid development of digitalization presents challenges and opportunities for Telkom as the largest telecommunication company in Indonesia. The increasing demand for digital services opens opportunities for Telkom to develop and expand the various digital services offered to meet customer needs. Meanwhile, internet access, which still needs to be evenly distributed throughout Indonesia, is one of the biggest challenges in this era of digitalization. For this reason, we are committed to supporting the Indonesian Government's efforts to encourage increased growth in the telecommunication sector and accelerate national digital transformation. We will continue to innovate and prioritize the quality of our services to support the transformation towards a superior Indonesian digital economy and increase the creation of shared value for all stakeholders.



DISCLAIMER

PT Telkom Indonesia (Persero) Tbk has published this Report as a form of transparency and accountability to present material data and information for our stakeholders. In general, the contents of this Report are derived from internal analysis as well as credible document sources and trustworthy sources. Some parts of this Report contain data and information that are forward-looking statements such as targets, expectations, forecasts, estimates, prospects, or projections of Telkom's future operational performance and business conditions. Before being presented in this Report, Telkom has carefully considered the data and information.

However, Telkom understands that risks and uncertainties that are caused by several factors, such as changes in the economic, social, and political conditions in Indonesia may affect future operational performance and business conditions. Consequently, Telkom would like to remind readers that Telkom cannot guarantee that the data and information that comprise this Report's forward-looking statements are true, accurate, and can be fulfilled entirely.

In addition to publishing this Report, Telkom as a company listed on the New York Stock Exchange (NYSE) is also required to submit SEC Form 20-F as Annual Report to the Securities and Exchange Commission (SEC). Therefore, some of the information in the 2023 Annual Report can also be found in the SEC Form 20-F, although the two Reports are not the same.

The term "Telkom" as used in this Report refers to the parent entity, while the term "Telkom and its Subsidiaries" or "TelkomGroup" refers to the entire parent company, subsidiaries, and affiliated entities as a whole. Nevertheless, the use of the term "Telkom" does not exclude subsidiaries and affiliates within the scope of the contents and discussion of the Report. For the convenience of stakeholders, the electronic document of this 2023 Annual Report can be accessed and downloaded through <http://www.telkom.co.id> or scan here:



IDX Ticker : TLKM

NYSE Ticker : TLK

Telkom stakeholders can submit questions and suggestions to:

Investor Relation Unit

PT Telkom Indonesia (Persero) Tbk

The Telkom Hub, Telkom Landmark Tower 39th Floor
Jl. Jend. Gatot Subroto Kav. 52, Jakarta 12710, Indonesia

Phone : (6221) 521 5109

Facsimile : (6221) 522 0500

E-mail : investor@telkom.co.id

Facebook : [TelkomIndonesia](https://www.facebook.com/TelkomIndonesia)

Instagram : [telkomindonesia](https://www.instagram.com/telkomindonesia)

Twitter : [@telkomindonesia](https://twitter.com/telkomindonesia)

TABLE OF CONTENTS

Theme

- 1 DISCLAIMER
- 2 TABLE OF CONTENTS

01 Telkom Highlights

- 6 Profile of Telkom and Its Subsidiaries
- 10 Products and Customers
- 12 Infrastructure
- 14 Operational Areas and Services
- 16 Key Financial Data Overview
- 20 Stock Information
- 22 Information Regarding Obligations, Sukuk or Convertible Bonds

02 Management Reports

- 26 Report of the Board of Commissioners
- 34 Report of the Board of Directors
- 42 Statement Letter of Responsibility for 2023 Annual Report

03 About Telkom

- 46 Purpose, Vision, Mission, and Strategy
- 48 Corporate Culture and Value
- 50 Telkom Milestones and Company Name Changes
- 52 Business Activities
- 54 Telkom Organizational Structure
- 56 List of Industry Association Memberships
- 58 Profile of the Board of Commissioners
- 66 Profile of the Board of Directors

- 73 Profile of the Senior Vice President
- 75 Profile of Telkom Employees
- 79 Shareholders Composition
- 82 Subsidiaries, Associated Companies, and Joint Ventures
- 89 Chronology of Stocks Registration
- 91 Chronology of Other Securities Registration
- 93 Name and Address of Institutions and/or Supporting Capital Market Profession
- 95 Use of Public Accounting Services and Public Accounting Firms

04 Management Discussion and Analysis

- 98 Business Overview
- 103 Operational Overview by Business Segment
- 122 Marketing Overview
- 132 Comprehensive Financial Performance
- 147 Solvency
- 148 Capital Structure and the Management Policies for Capital Structure
- 149 Realization of Capital Expenditure
- 150 Material Commitment for Capital Expenditure
- 151 Receivables Collectability
- 152 Material Information and Fact After Accountant Reporting Date
- 153 Business Prospects and Sustainability of the Company
- 154 Comparison of Initial Year Target and Realization
- 155 Target or Projections for the Following Year
- 157 Dividend

157	Realization of Public Offering Fund
158	Material Information Regarding Transaction with Conflict of Interest, Transaction with Affiliated Parties, Investment, Divesment, and Acquisition
159	Changes in Law and Regulation
160	Changes in Accounting Policy

05 Corporate Governance

164	Corporate Governance Principle and Platform
170	Corporate Governance Structure
171	Corporate Governance Assessment
172	General Meeting of Shareholders (GMS)
178	Board of Commissioners
199	Audit Committee
209	Committee for Nomination and Remuneration
221	Committee for Planning and Risk Evaluation and Monitoring
230	Board of Directors
247	Corporate Secretary
249	Internal Audit Department
254	Internal Control System
258	Risk Management System
276	Whistleblowing System
282	Policy Regarding Reporting Share Ownership of Directors and Commissioners
283	Employee Stock Ownership Program
284	Significant Legal Disputes
284	Information Regarding Administrative Sanctions

285	Information Access and Company's Public Data
286	Corporate Code of Conduct
288	Anti Corruption Policy

06 Corporate Social Responsibility and Environment (CSR)

292	Brief Summary of Corporate Social Responsibility and Environment
292	Corporate Social Responsibility and Environment Program Implementation Report

07 Appendices

314	Appendix 1: Glossary
320	Appendix 2: List of Abbreviations
324	Appendix 3: Cross Reference to the Circular Letter by the Financial Services Authority No. 16/SEOJK.04/2021
346	Appendix 4: Affiliate Transactions List

08 Consolidated Financial Statements

366	Audited Consolidated Financial Statements 2023 and Audited Financial Statements 2023 for <i>Program Pendanaan Usaha Mikro dan Usaha Kecil</i>
-----	-----------------------------------------------------------------------------------------------------------------------------------------------

Feedback Form




01.

Telkom Highlights



PROFILE OF TELKOM AND ITS SUBSIDIARIES



PROFILE OF TELKOM

Company Name

**Perusahaan Perseroan (Persero)
PT Telekomunikasi Indonesia Tbk**

Abbreviated Name

PT Telkom Indonesia (Persero) Tbk

Commercial Name

Telkom

Business Fields, Type of Products, and Services

The operation and management of telecommunications networks and services, informatics as well as the optimalization of the utilization of the Company's resources

Corporate Status

Public Company, State-Owned Enterprise

Ownership

52.09% The Government of the Republic of Indonesia
47.91% Public

Legality

Tax Identification Number (NPWP) 01.000.013.1-093.000
Trade Business License (SIUP) based on Business Identification Number (NIB) No. 9120304490415

Company Establishment Date

November 19, 1991

Legal Basis of Establishment

Based on Government Regulation No. 25 of 1991, the status of our Company was converted into a State-owned Limited Liability Company ("Persero"), based on the Notarial Deed of Imas Fatimah, S.H. No.128 dated September 24, 1991, as approved by the Ministry of Justice of the Republic of Indonesia by virtue of Decision Letter No. C2-6870.HT.01.01.th.91 dated November 19, 1991 and as announced in the State Gazette of Republic of Indonesia No. 5 dated January 17, 1992, Supplement to the State Gazette No. 210

Head Office Address and Contact

Graha Merah Putih

Jl. Japati No. 1, Bandung
Jawa Barat, Indonesia - 40133



Company Contact

Phone : +62-22-4521404
 Fax : +62-22-7206757
 Call Center : +62-21-147
 Website : www.telkom.co.id
 E-mail : corporate_comm@telkom.co.id
 investor@telkom.co.id

Social Media

Facebook : TelkomIndonesia
 Instagram : telkomindonesia
 Twitter : @telkomindonesia
 YouTube : TelkomIndonesiaOfficial
 LinkedIn : Telkom Indonesia

Stock Listing

The Company is listed on the Indonesia Stock Exchange (IDX) and New York Stock Exchange (NYSE) since November 14, 1995

Ticker

Indonesia Stock Exchange (IDX) : TLKM
 New York Stock Exchange (NYSE) : TLK

Stock Type

Series A Dwiwarna shares and series B shares

Authorized Capital

1 series A Dwiwarna share
 389,999,999,999 series B shares

Issued and Fully Paid Capital

1 series A Dwiwarna share
 99,062,216,599 series B shares







Rating

International : Baal (stable) from Moody's
 : BBB (stable) from Fitch Ratings
 Domestic : idAAA by Pefindo for 2023

PROFILE OF SUBSIDIARIES

<p>Telkom is the largest telecommunication company in Indonesia with:</p>	12	Subsidiaries with direct ownership and actively operating
	31	Subsidiaries with indirect ownership
	9	Affiliated entities

Subsidiaries with direct ownership and actively operating:

 <p>www.telkomsel.com</p> <p>PT Telekomunikasi Selular (Telkomsel) is a cellular operator with the widest network reaching more than 90% of Indonesia's population, with its core business comprises of cellular telecommunications services and the operation of cellular telecommunications networks.</p>	 <p>www.metra.co.id</p> <p>PT Multimedia Nusantara (Telkom Metra) is an investment company and sub-holding which has expanded into various basic digital services and ICT industries through acquisition, partnership and the construction of a strong business ecosystem.</p>
 <p>www.telkomsat.co.id</p> <p>PT Telkom Satelit Indonesia (Telkomsat) is a company with a satellite business portfolio that provides end-to-end satellite-based digital service focusing on customer needs (customer-oriented).</p>	 <p>www.pins.co.id</p> <p>PT PINS Indonesia (PINS) is a company that provides various technological facilities and equipment, device integration, networks, systems, processes, and the Internet of Things (IoT).</p>
 <p>www.telkomakses.co.id</p> <p>PT Telkom Akses (Telkom Akses) is a company that engaged in the deployment and management of fixed broadband access network infrastructure services, managed service, and operation maintenance of fixed broadband access networks.</p>	 <p>www.telin.net</p> <p>PT Telekomunikasi Indonesia International (Telin) is a global telecommunications operator that provides telecommunications & IT service solutions overseas with 7 active and operating subsidiaries overseas.</p>



www.mitratel.co.id

PT Dayamitra Telekomunikasi (Mitratel)

is a company that provides infrastructure for telecommunication towers (tower provider) for the domestic market with a core business that includes tower construction and tower management services (collocation & reseller).



www.telkominfra.co.id

PT Infrastruktur Telekomunikasi Indonesia (Telkom Infra)

is a provider of domestic and international telecommunications infrastructure management services (service and solution), with the core business of telecommunications infrastructure services and submarine cable services.



www.metranet.co.id

PT Metranet (Metranet) is an integrated media and digital content provider with a core business in online media, digital content, and digital billing.



www.telkomproperty.co.id

PT Graha Sarana Duta (Telkom Property) is a property service company that focuses on leveraging Telkom's idle assets. Its core business is property management, property development, project management, and facilities management.



www.neutradc.com

PT Telkom Data Ekosistem (NeutraDC) is a company with a focus on data center infrastructure business portfolio with the core business of collocation provider and their supporting ecosystem including managed data center operations, cross connect, and smart hand.



www.telkomsigma.co.id

PT Sigma Cipta Caraka (Sigma) is a consulting service provider company for hardware, computer software, and consolidated data center.

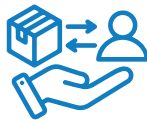
Note:

A more complete list of subsidiaries can be seen in the Consolidated Financial Statements.

PRODUCTS AND CUSTOMERS

Consumer

Fixed voice, fixed broadband, IP-TV, and digital services.



10.1 million
IndiHome fixed broadband subscribers

Mobile

Cellular legacy services (voice and SMS), mobile broadband, as well as mobile digital services including IoT, big data, financial services, VOD, music, gaming, and digital advertisement.



159.3 million
cellular subscribers



7.5 million
postpaid subscribers



151.8 million
prepaid subscribers



127.1 million
mobile broadband subscribers

Enterprise

ICT and platform services that include connectivity, IT services and cloud, business process outsourcing, devices, satellite business, digital services and adjacent services, such as e-health services and ATM management.



524
Groups of SOEs, MOCs,
and Public Service
Agencies customers



1,694
Private customers



618,854
SME customers



714
Government Institution
customers

Wholesale & International Business

Others

Digital services such as digital platform, digital content, e-commerce for B2B, and property management in view to fully utilize Telkom's property assets throughout Indonesia.



17.7 million

active users of digital music (RBT, music streaming, dan *Langit Musik*)



15.6 million

paying users of digital games



10.5 million

paying users of digital edutainment (OTT Video)



Domestic and international wholesale traffic, network, and digital platform and services as well as tower, data center, and managed infrastructure and network.

7

other licensed operator (OLO) customers

382

internet service provider customers

26

transponder & closed user group customers

593

global partner customers

INFRASTRUCTURE

Telkom and its subsidiaries continue to develop to provide the good service. One of the efforts made is by developing infrastructure through Indonesia Cyber Core Program which consists of three components, namely id-Service (id-SEV), id-Convergence (id-COV), and id-Network (id-NET).

id-Service (id-SEV)



Games, Video/TV, education, e-commerce, mobile payment, travel, crowd-sourcing, health

- **4 clusters** Application Development Platform Infrastructure
- **1 cluster** Data Management Platform Infrastructure
- **1 cluster** Graphical Processing Unit (GPU) Farming Infrastructure
- **1 cluster** In-memory Database Infrastructure
- **1 cluster** Artificial Intelligent Infrastructure
- **2 clusters** Big Data Platform Infrastructure

id-Convergence (id-COV)



Data Center

32 data centers consisting of:

- **5** data centers (overseas)
- **23** data centers neuCentrIX (domestic)
- **3** data centers enterprise tier 3 and 4 (domestic)
- **1** data center hyperscale tier 3 and 4 (domestic)



Telkom Cloud (T-Cloud)

- **Public Cloud: 2 zones** consisting of T-Cloud and Flou-Cloud
- **Hybrid Cloud: 1 zone**, Playcourt
- **Private Cloud: 1 zone**, Telkom Internal Cloud

id-Network (id-NET)

Fiber Optic Backbone Network 176,663 km

- **111,663 km** domestic fiber optic
- **64,700 km** international fiber optic

Point of Presence (PoP)

122 PoP covering:

- **64 PoP** in the domestic network
- **58 PoP** in the international network

Satellite

2 Satellites with total capacity **109 TPE**

- *Merah Putih* Satellite (**60 TPE**)
- Telkom 3S (**49 TPE**)

Mobile Network

- | | |
|-------------------------|---------------------------------|
| a. 247,472 BTS | b. 43,047 towers |
| • 48,980 BTS 2G | • 4,556 Telkomsel towers |
| • 197,838 BTS 4G | • 38,014 Mitratel towers |
| • 654 BTS 5G | • 477 Telkom towers |

Fiber Optic Access Network

- **38 million** Homes Passed
- **16 million** Optical Port

Wi-Fi, 394,031 Access Point

- **123,311** Managed Access Point
- **221,000** Homespot
- **49,720** ONT Premium



Internet of Thing (IoT)/Machine to Machine (M2M)

Security

To guard against cyberattacks towards systems and applications, a Vulnerability Assessment is conducted on a regular basis for all applications and network elements that we operate. The testing process is carried out using Vulnerability Assessment Tools to ensure the accuracy of the test results.

Big Data/Artificial Intelligence (AI)

- **1 system** full-stack big data platform
 - **1 system** multimedia data extraction
 - Various standalone and embedded AI capabilities
- Augmented Reality (AR)/Virtual Reality (VR) **1 system**
- Payment/block-chain **3 systems**

Note:

Cluster is a group of integrated infrastructure to support digital services.

OPERATIONAL AREAS AND SERVICES



- 7** Telkom Regional Offices
- 61** Telecommunications areas
- 186** Plasa Telkom Outlets
- 14** Global Offices in Australia, Hong Kong, Malaysia, Myanmar, Singapore, Taiwan, Timor-Leste, Dubai, and the United States also Global Sales Representatives in the United Kingdom, Philippines, Vietnam, Canada, and India
- 309** GraPARI in Indonesia



571	IndiHome Sales Car Unit
176,663 km	Optic Backbone Network
122	Point of Presence (PoP)
2	Satellites with a total capacity of 109 TPE
247,472	Mobile Network BTS
43,047	Tower
394,031	Wi-Fi Access Point

KEY FINANCIAL DATA OVERVIEW

CONSOLIDATED STATEMENT OF COMPREHENSIVE INCOME

Description	2023	2022	2021	2020	2019
	In Rp billion, unless otherwise stated				
Total revenues	149,216	147,306	143,210	136,462	135,567
Total expenses*	104,300	101,569	99,303	93,274	93,913
EBITDA	77,579	78,992	75,723	72,080	64,832
Operating profit	44,384	39,581	47,563	43,505	42,394
Profit for the year	32,208	27,680	33,948	29,563	27,592
Profit for the year attributable to:					
Owners of the parent company	24,560	20,753	24,760	20,804	18,663
Non-controlling interest	7,648	6,927	9,188	8,759	8,929
Total comprehensive profit for the year	30,754	29,447	35,928	25,986	25,400
Total comprehensive profit for the year attributable to:					
Owners of the parent company	23,083	22,468	26,767	17,595	16,624
Non-controlling interest	7,671	6,979	9,161	8,391	8,776
Basic earning per share (in full):					
Net income per share	247.92	209.49	249.94	210.01	188.40
Net income per ADS (1 ADS : 100 common stock)	24,792	20,949	24,994	21,001	18,840

Remark:

* Exclude other income (expense).

CONSOLIDATED STATEMENT OF FINANCIAL POSITION

Description	2023	2022	2021	2020	2019
	In Rp billion				
Assets	287,042	275,192	277,184	246,943	221,208
Liabilities	130,480	125,930	131,785	126,054	103,958
Equity attributable to owner of the parent company	135,744	129,258	121,646	102,527	99,561
Net working capital (current asset - current liabilities)	(15,955)	(15,331)	(7,854)	(22,590)	(16,647)
Long-term investment in associates	109	123	139	192	1,944

CAPITAL EXPENDITURE

Description	2023	2022	2021	2020	2019
	In Rp billion				
Capital Expenditure	32,968	34,156	30,341	29,436	36,585

CONSOLIDATED FINANCIAL AND OPERATION RATIOS

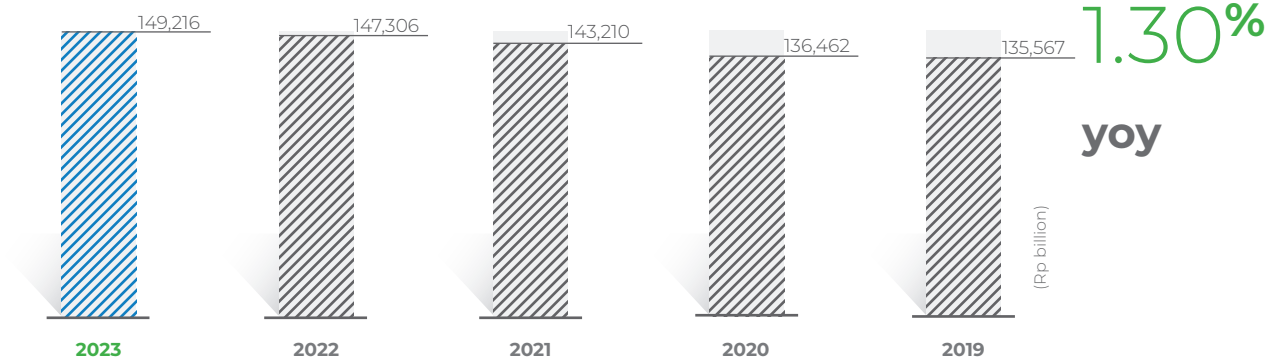
Description	Unit	2023	2022	2021	2020	2019
Return on Assets (ROA) ⁽¹⁾		11.2	10.1	12.2	12.0	12.5
Return on Equity (ROE) ⁽²⁾		20.6	18.5	23.3	24.5	23.5
Operating Profit Margin ⁽³⁾		29.7	26.9	33.2	31.9	31.3
Current Ratio ⁽⁴⁾	%	77.7	78.2	88.6	67.3	71.5
Total Liabilities to Equity ⁽⁵⁾		83.3	84.4	90.6	104.3	88.7
Total Liabilities to Total Assets ⁽⁶⁾		45.5	45.8	47.5	51.0	47.0
Debt to Equity Ratio ⁽⁷⁾		0.4	0.4	0.5	0.5	0.4
Debt to EBITDA Ratio ⁽⁸⁾	x	0.9	0.8	0.9	0.9	0.8
EBITDA to Interest Expense ⁽⁹⁾		16.7	19.6	17.3	15.9	15.3

Remarks:

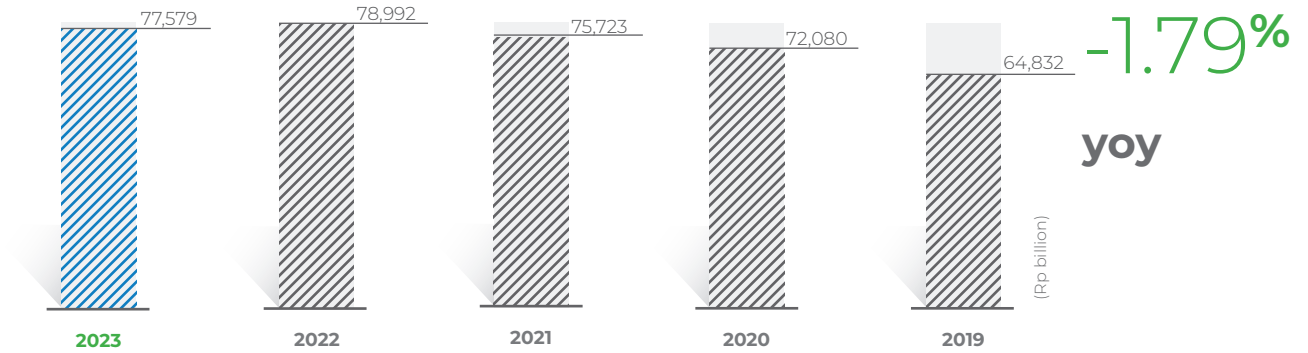
- (1) ROA is calculated as profit for the year divided by total assets at year end December 31.
 (2) ROE is calculated as profit for the year divided by total equity at year end December 31.
 (3) Operating profit margin is calculated as operating profit divided by revenues.
 (4) Current ratio is calculated as current assets divided by current liabilities at year end December 31.
 (5) Liabilities to equity ratio is calculated as total liabilities divided by total equity at year end December 31.
 (6) Liabilities to total assets ratio is calculated as total liabilities divided by total assets at year end December 31.
 (7) Debt to equity ratio is calculated as debt (included finance lease) divided by total equity.
 (8) Debt to EBITDA ratio is calculated as debt (included finance lease) divided by EBITDA.
 (9) EBITDA to interest ratio is calculated as EBITDA divided by cost of funds.

TELKOM HIGHLIGHTS

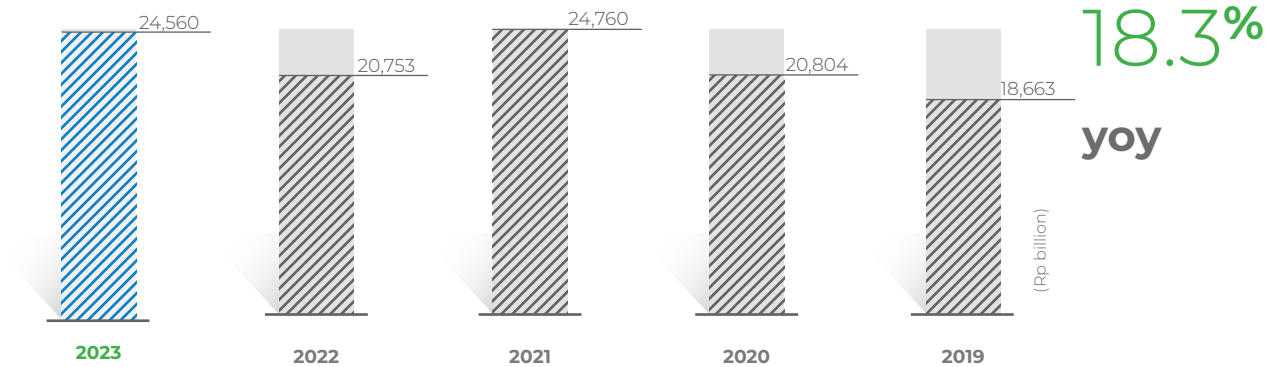
REVENUE



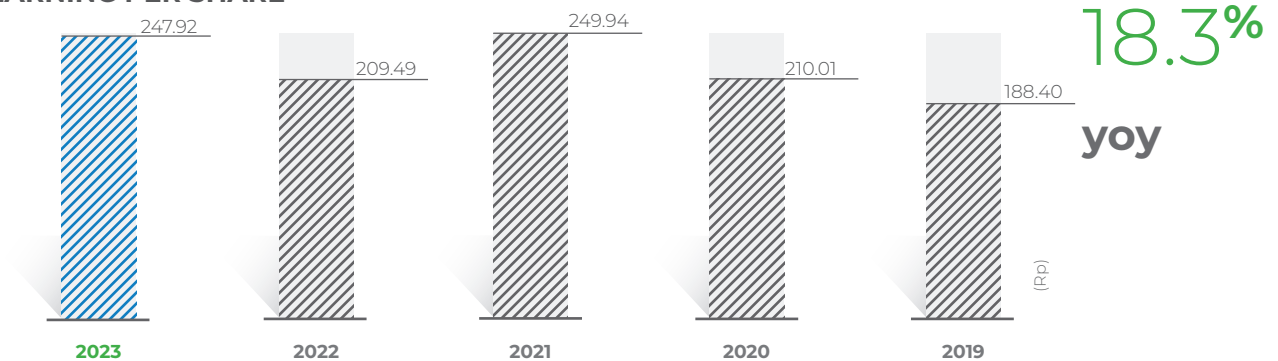
EBITDA



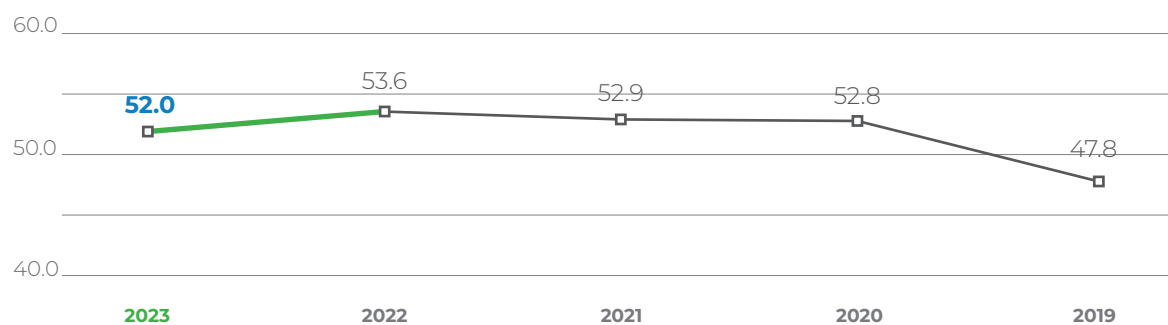
NET INCOME



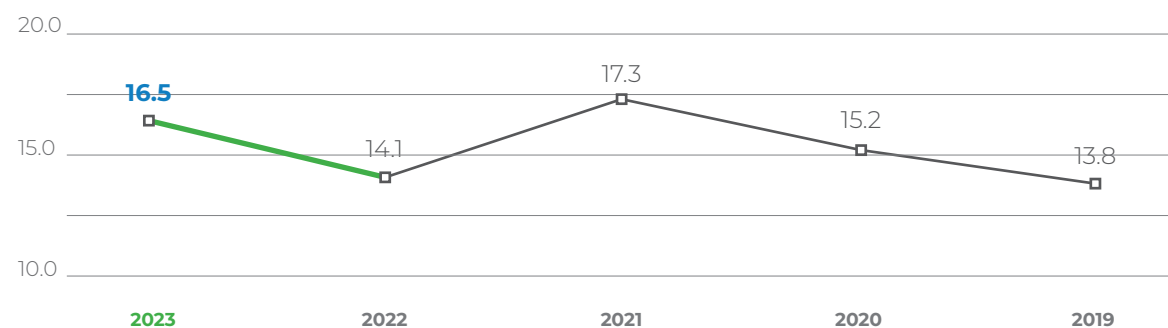
EARNING PER SHARE



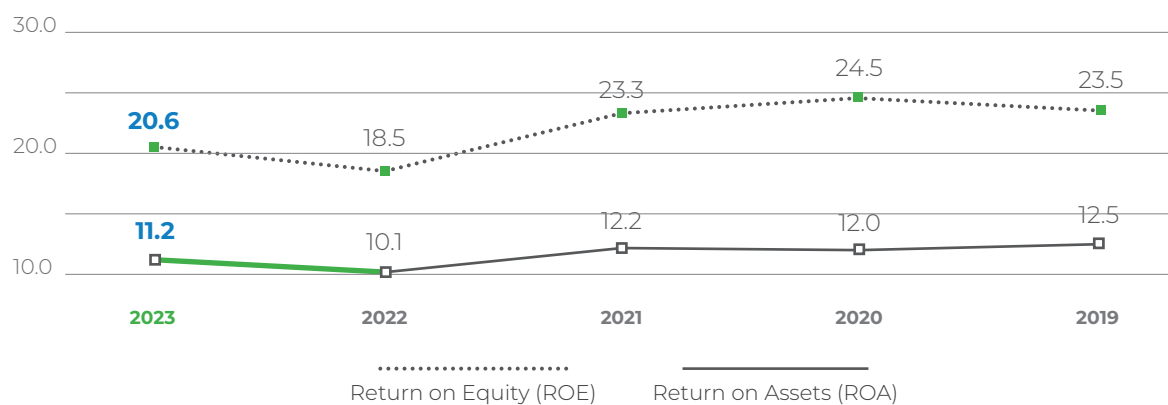
EBITDA MARGIN



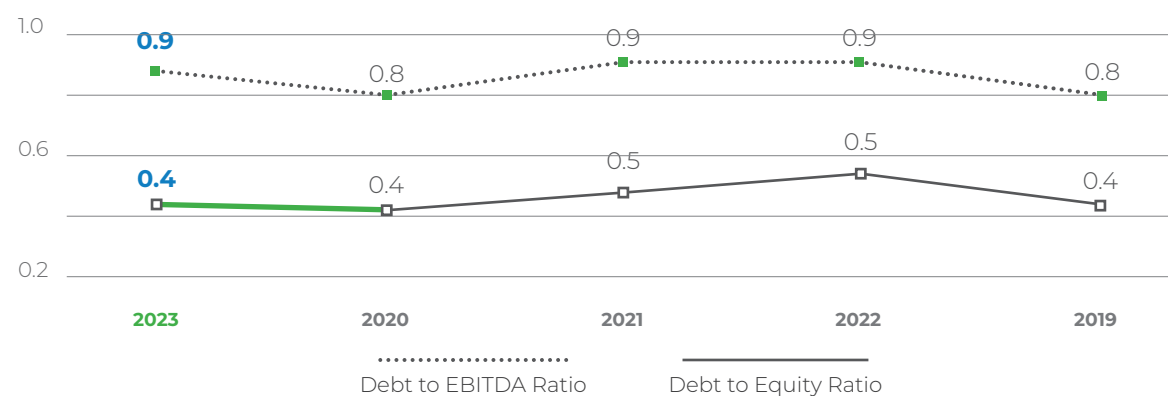
NET INCOME MARGIN



PROFITABILITY RATIO



LEVERAGE RATIO

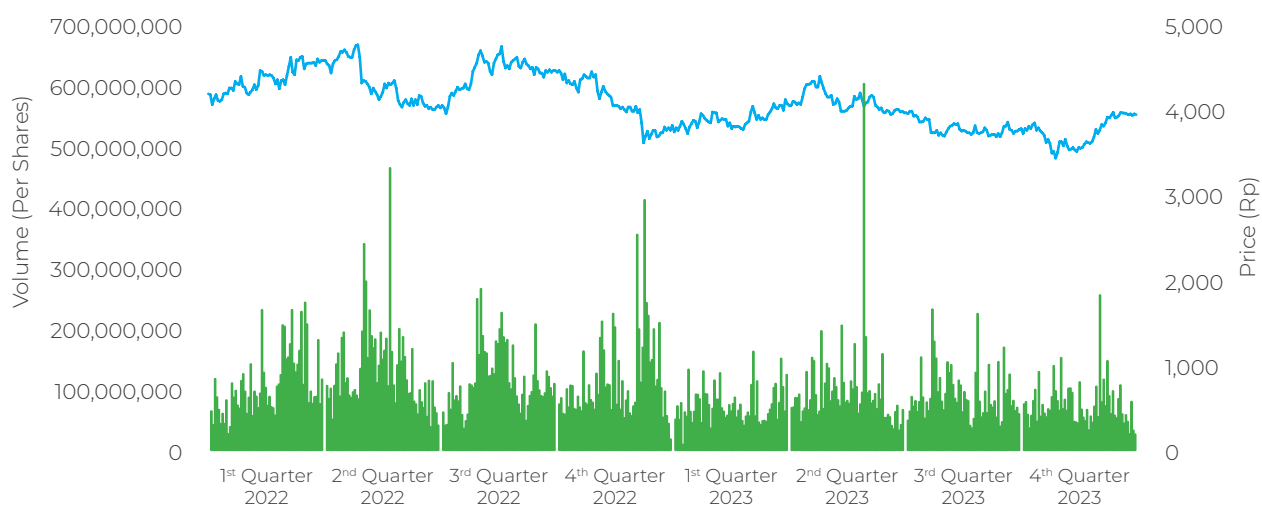


STOCK INFORMATION

TELKOM'S STOCK INFORMATION AT IDX

Calendar Year	Price Per Share			Volume (Shares)	Outstanding Shares Excluding Treasury Stock	Market Capitalization (Rp billion)
	Highest (Rp)	Lowest (Rp)	Closing (Rp)			
2022	4,850	3,570	3,750	29,679,859,500	99,062,216,600	371,483
First quarter	4,700	4,030	4,580	6,812,010,800	99,062,216,600	453,705
Second quarter	4,850	3,930	4,000	7,780,427,000	99,062,216,600	396,249
Third quarter	4,770	3,840	4,460	7,522,276,500	99,062,216,600	441,817
Fourth quarter	4,540	3,570	3,750	7,565,145,200	99,062,216,600	371,483
2023	4,500	3,390	3,950	21,047,954,600	99,062,216,600	391,296
First quarter	4,130	3,690	4,060	4,825,397,400	99,062,216,600	402,193
Second quarter	4,500	3,930	4,000	5,570,072,100	99,062,216,600	396,249
Third quarter	4,030	3,670	3,750	5,786,841,600	99,062,216,600	371,483
Fourth quarter	4,000	3,390	3,950	4,865,643,500	99,062,216,600	391,296

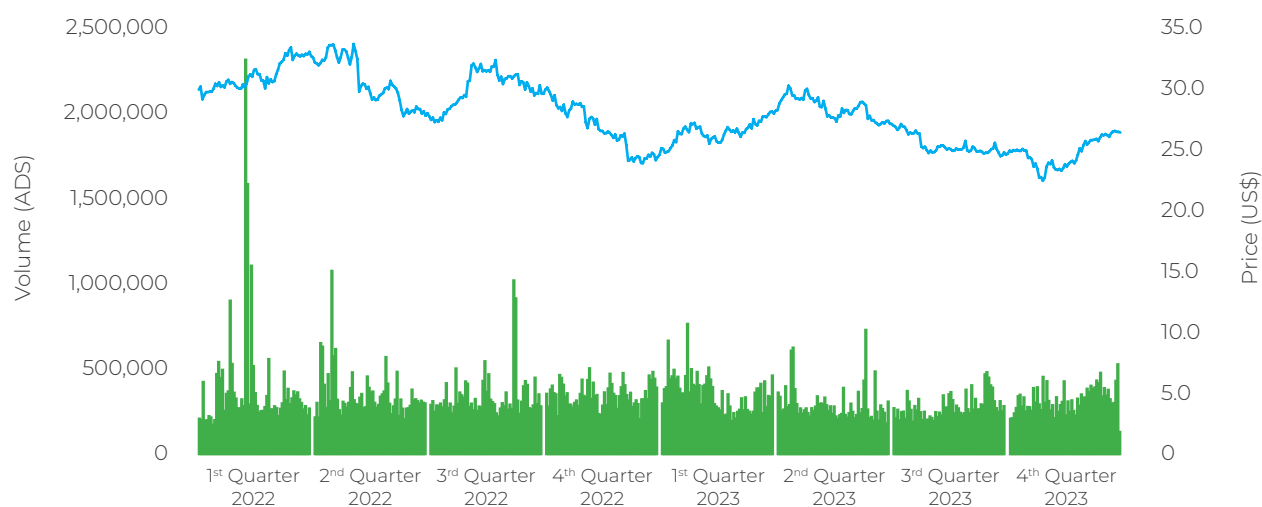
Telkom's stock price on the last trading day on December 29, 2023 at IDX closed at Rp3,950. With that price, Telkom's market capitalization reached Rp391.3 trillion or 3.35% of the total capitalization of IDX.



TELKOM'S AMERICAN DEPOSITORY SHARES (ADS) INFORMATION AT NYSE

Calendar Year	Price Per ADS			Volume (ADS)
	Highest (US\$)	Lowest (US\$)	Closing (US\$)	
2022	33.21	23.03	23.85	69,735,455
First quarter	32.75	28.38	31.95	18,962,553
Second quarter	33.21	26.43	27.04	15,991,374
Third quarter	31.95	26.08	28.85	16,838,474
Fourth quarter	29.56	23.03	23.85	17,943,054
2023	29.58	21.67	25.76	54,900,663
First quarter	27.53	23.76	27.27	14,860,295
Second quarter	29.58	26.16	26.67	11,001,104
Third quarter	26.66	23.72	24.10	13,205,441
Fourth quarter	26.01	21.67	25.76	15,833,823

On December 29, 2023, closing price for 1 Telkom ADS on New York Stock Exchange (NYSE) is US\$25.76. The following table reports the highest, lowest, closing price, and trading volume of Telkom ADS which listed on NYSE for the indicated period.



CORPORATE ACTION INFORMATION REGARDING STOCKS

Until the end of 2023, both on IDX and NYSE, company will not carry out corporate actions such as stock split, reverse stock, stock dividend, bonus share, changes in the nominal value of share, issuance of convertible securities, as well as addition and reduction in capital. Apart from that, there are also no sanction for temporary termination of suspension and/or delisting. Therefore, this Report does not contain information related to this matter.

INFORMATION REGARDING OBLIGATIONS, SUKUK OR CONVERTIBLE BONDS

Bonds	Principal (Rp million)	Issuance Date	Maturity Date	Term (Years)	Interest Rate per Annum (%)	Underwriter	Trustee	Rating (Pefindo)
Telkom Shelf Registered Bond I 2015 Series B	2,100,000	June 23, 2015	June 23, 2025	10	10.25	PT Bahana Sekuritas,	PT Bank Permata Tbk	^{id} AAA
Telkom Shelf Registered Bond I 2015 Series C	1,200,000	June 23, 2015	June 23, 2030	15	10.60	PT BRI Danareksa Sekuritas,		
Telkom Shelf Registered Bond I 2015 Series D	1,500,000	June 23, 2015	June 23, 2045	30	11.00	PT Mandiri Sekuritas, PT Trimegah Sekuritas Indonesia Tbk		

Telkom Kaleidoscope 2023

Digital Transformation Advances The Future Of Indonesia

“ Thank you for the trust and support that has been given to Telkom Indonesia. With the spirit of **#ElevatingYourFuture**, Telkom always makes the best contribution to all Indonesian people to create a better future.



January February March • Initiating Green Data Center • **Supporting digitalization of education through the Digital Innovation Learning School** • Organizing Business Matching PaDi UMKM • **Acquired Indosat tower by Mitratel** • Signing of strategic cooperation between NeutraDC, Naver Cloud, and CISCO • **Launching Interplay Smart Home+**
April May June • Holding *Mudik Bersama BUMN* • **Strategic collaboration between MDI Ventures and Antler Germany** • Supporting Infrastructure of the 42nd Asean Summit in Labuan Bajo • **Implementation of TelkomGroup's commitment to Digital Inclusivity** • Implementation of Telkom's AGMS for Financial Year 2022 • **Implementation of IndiHome Integration with Telkomsel (FMC)** | **July August September** • Telkom's 58th Anniversary Celebration: Digiland 2023 • **Implementation of CSR: Assistance for Qurban Animals on Eid al-Adha 1444** • Initiating NeutraDC's Net Zero Emission commitment • **Supporting infrastructure of the 43rd Asean Summit in Jakarta** • Organizing the Bali Annual Telkom International Conference (BATIC) 2023 • **Participation of Telkom-assisted SMEs in China-ASEAN Expo**
October November December • Supporting infrastructure of AIS 2023 Forum & MotoGP Mandalika • **Presenting Telkom reliable connectivity at the FIFA U-17 World Cup Indonesia 2023** • Launching EXIST: ESG Existence for Sustainability by Telkom Indonesia • **Achieved Forbes World's Best Employers 2023** • Initiating B2B cooperation between Telkom and Huawei • **Establishment of TelkomGroup SIAGA Post for Christmas - New Year. #ELEVATINGYOURFUTURE**

Company Performance

Revenue	Rp149,216 billion (1.30% YoY)
EBITDA	Rp77,579 billion (-1.79% YoY)
Net Profit	Rp24,560 billion (18.3% YoY)
Mobile Customers	159.3 million subscribers
IndiHome Customers	10.1 million subscribers

Awards

- The International ARC Awards (AR)
- Anugerah Media Humas 2023
- CNBC Indonesia Awards 2023 (CEO)
- BCOMSS 2023
- Forbes World's Best Employers 2023
- Indonesia Best Workplace for Woman Award 2023





MISSION
TELKOM INDONESIA

• Orchestrate digital ecosystem to deliver superior customer experience

Telkom
Indonesia

Elevating
Your Future
#ElevatingYourFuture
Elevating
Your Future



02.

Management Reports

“Based on the views and assessments of the Board of Commissioners, the Board of Directors carried out its duties and responsibilities well in 2023, reflected in the Company’s exemplary performance achievements.”



**Bambang Permadi Soemantri
Brodjonegoro**

President Commissioner/Independent Commissioner

REPORT OF THE BOARD OF COMMISSIONERS

Esteemed stakeholders,

Praise and gratitude to God Almighty because, with His grace, PT Telkom Indonesia (Persero) Tbk ("Telkom" or "the Company") made it through 2023 by recording a proud performance amidst various global uncertainties and challenges. Therefore, on this precious occasion, allow me, on behalf of the Board of Commissioners, to submit a report on the supervision of Telkom Indonesia's business management for the financial year 2023.

This report includes our assessment of the performance of the Board of Directors in managing the company; supervision of the formulation and implementation of strategies by the Board of Directors; views on the company's business prospects prepared by the Board of Directors; and views on the implementation of corporate governance.

Macroeconomic and Industry Outlook

Indonesia's macroeconomy in 2023 continues to show considerable resilience amidst various global uncertainties. Indonesia's economy grew by 5.05% in 2023, supported by strong domestic consumption, investment growth, and sustainable structural reforms. Inflation conditions are still maintained at around 2.5%, in which case the government has succeeded in conducting a stable monetary policy that can suppress inflation rates, especially volatile food price inflation. According to the International Monetary Fund (IMF), the global economy is forecast to grow by 3.1% in 2024, and for developing countries it is forecasted to grow by 5.2%. Due to the effects of elections and government spending, Indonesia is predicted to grow by up to 5.3% in 2024. The economic challenges lie in geopolitical conditions, supply chain disruption, and climate change.

The telecommunications industry is vital to the nation's economic and social development in this digital era. With the number of mobile internet users reaching 353.3 million, Indonesia has one of the largest telecommunications industries in Southeast Asia¹. Moreover, 70% of Indonesia's demographics are dominated by tech-savvy², productive ages, thus opening up more significant opportunities for progress. The use of technology is inseparable from daily life, with the majority of Indonesians using the internet to access social media (97.8%), read online news (70.7%), listen to streaming music (71%), and stream on-demand TV (65.8%)³.

This development has driven the rapid growth of the Information and Communication Technology (ICT) sector. In 2022, the ICT sector contributed significantly to the national GDP, reaching 812.81 trillion rupiah⁴. Its growth is also predicted to stabilize, with a CAGR of 6.1% during 2023-2027⁵. Not only that, Indonesia's digital economy also continues to grow. The digital economy's contribution to GDP is expected to jump from 8% in 2022 to 14% in 2027⁶. The Gross Merchandise Value (GMV) of Indonesia's digital economy is predicted to reach USD 210-360 billion by 2030⁷. This figure shows the tremendous potential for Indonesia's economic growth in the digital era. Technologies such as e-commerce, fintech, and artificial intelligence (AI) will be the main drivers of digital economic growth in the future.

Despite this vast potential, Telkom, as a state-owned telecommunications company, is faced with various obstacles in responding to the development of digitalization. To become a leader in this digital era, Telkom continues to adapt to change, improve network infrastructure, expand service coverage, and bring relentless innovation to meet evolving market demands.

1 We are Social and Meltwater, 2024

2 BPS, 2020

3 We are Social and Meltwater, 2024

4 Statista, 2023

5 Twimbit Analysis, 2023

6 Twimbit Analysis, 2023

7 Google, Temasek, and Bain, 2023

“The financial year 2023 was a challenging year for Telkom Indonesia. The dynamics of business transformation in the 5 Bold Moves strategy and the challenges of industry changes caused by technological developments, competition, and changes in people’s lifestyles made this year’s achievements more notable than in previous years.”

However, we also recognize that competition in the telecommunications industry is increasingly fierce. Regulatory changes, technological innovations, and market dynamics will affect service quality, operational efficiency, and reduce our competitive advantage.

Assessment of the Performance of the Board of Directors Regarding the Management of the Company

Each year, the Board of Commissioners conducts an assessment of the performance of the Board of Directors, which is comprehensively described in the Key Performance Indicators (KPI) of the Board of Directors individually and collegially, which is submitted to the Shareholders through the General Meeting of Shareholders (GMS).

Based on the views and assessments of the Board of Commissioners, the Board of Directors carried out its duties and responsibilities well in 2023, reflected in the Company’s exemplary performance achievements.

In our view, the Board of Directors of Telkom Indonesia has taken four critical steps in 2023, namely:

1. Maintaining the Company’s health in a stable and prospective condition.

Amid increasingly fierce competition, Telkom Indonesia recorded exemplary financial achievements during the 2023 financial year, with stable revenue growth, improved profitability, and efficient capital management. Key financial ratios also showed positive developments resulting from strategic decisions and proper execution of decisions by the Board of Directors. Investors’ views on Telkom’s share price prospects are also favorable, as indicated by the positive recommendations from most major analysts for Telkom shares in 2023.

2. Laying the pillars of future growth through the 5 Bold Moves initiatives.

In addition to maintaining Telkom’s growth in 2023, the Board of Directors has simultaneously led a series of 5 Bold Moves strategic initiatives. The strategic initiatives in the Company’s 2019-2024 Long Term Plan are based on five main strategies: Fixed Mobile Convergence, Network Infrastructure, Data Center, B2B IT Service, and Digital Company.



From left to right:

Arya Mahendra Sinulingga (Commissioner), Bono Daru Adji (Independent Commissioner), Rizal Mallarangeng (Commissioner), Silmy Karim (Commissioner), Bambang Permadi Soemantri Brodjonegoro (President Commissioner/Independent Commissioner), Isa Rachmatarwata (Commissioner), Abdi Negara Nurdin (Independent Commissioner), Marcelino Rumambo Pandin (Commissioner), Wawan Iriawan (Independent Commissioner), Ismail (Commissioner).

The corporate and business transformation process was never done in the previous Board of Directors' leadership era. It is difficult to drive change for a company like Telkom, which has more than 23,064 employees and 58 subsidiaries. This certainly has consequences in all aspects of corporate management, such as strategic planning, business processes, information technology, human resources, corporate communications, and risk management.

We realize that the benefits of transformation cannot always be reaped at the time of the transformation, so it is essential for the Board of Commissioners to constantly remind the Board of Directors to show exemplary leadership and consistency to foster awareness among employees to change and grow for the betterment of the Company.

3. Improving the quality of governance, risk, and compliance.

Along with the increasing complexity of business and the industry challenges faced by TelkomGroup, the Board of Directors continues to realize a solid commitment to managing risks that arise in business management. We observe that several concrete steps have been taken to improve the quality of GRC in Telkom, among others, through increasing risk management competencies in the management of the Company and its subsidiaries, enhancing the implementation of integrated risk management in TelkomGroup, and implementing risk project assessment.

4. Broadening the perspective of corporate social responsibility within the ESG framework

Throughout 2023, TelkomGroup strives to improve operational and financial performance balanced with the management of ESG aspects to contribute to future sustainability and support the achievement of the Sustainable Development Goals (SDGs). The Board of Commissioners views that the Board of Directors has run the Company with due regard to ESG management throughout 2023.

We can conclude that Telkom Indonesia's Board of Directors has performed well in managing the company and driving sustainable growth. These achievements do not deter us from improving our supervisory functions and enhancing our cooperation with the Board of Directors to improve performance and achieve greater heights in the future.

Supervision of the Board of Commissioners in the Formulation and Implementation of Corporate Strategy by the Board of Directors

As part of the implementation of the Company's Articles of Association and other relevant provisions, such as Regulation of the Minister of SOEs Number PER-2/MBU/03/2023 dated March 24, 2023, concerning Guidelines for Governance and Significant Corporate Activities of State-Owned Enterprises, the Board of Commissioners plays an active role in overseeing the Company's strategy and ensuring that the steps taken are aligned with the Company's purpose, vision and mission.

The Company has a systematic planning hierarchy, starting with its Long Term Plan (RJPP), Corporate Strategic Scenario (CSS), and the Company's Budget Work Plan (RKAP). For each level of planning, the Board of Commissioners must evaluate the proposal submitted by the Board of Directors, approve the proposed strategic plan, and monitor the implementation of the Company's strategy.

To supervise the process and approval of the Company's strategic planning, especially the RJPP and CSS, the Board of Commissioners, through the Planning & Risk Monitoring Evaluation Committee (KEMPR), identifies and evaluates external and internal factor, evaluates risks in each strategic plan, and verifies financial projections in the RJPP and CSS. As for the supervision of the process and approval of the RKAP, the things that become the object of evaluation include the relevance of the RKAP to the planning prepared in the RJPP and CSS, as well as the Aspirations of Dwiwarna Shareholders, the assumptions for preparing the RKAP, business and financial projections, and capital expenditures.

As for the aspect of monitoring the implementation of the Company's strategy, based on the mapping of the Company's risks identified during the planning evaluation, the Board of Commissioners, at the beginning of each year, determines the priority of discussions that become the supervisory agenda of the Board of Commissioners and the supporting Committee of the Board of Commissioners. Throughout 2023, some of the concerns of the Board of Commissioners include B2B Enterprise development, Digital Business, Network Modernization and Infrastructure Management, Fixed Mobile Convergence, and Improvement of Risk Management and Internal Control Functions.

Mechanism for Providing Advice to the Board of Directors

As part of the duties of the Board of Commissioners, in addition to supervising and monitoring the Company's management, the Company's Board of Directors, the Board of Commissioners also carries out the task of providing advice to the Board of Directors. The implementation of these duties is carried out through the provision of advice in meetings held by the Board of Commissioners and the Supporting Committees of the Board of Commissioners, as well as the delivery of written advice contained in a letter or Decree of the Board of Commissioners. During 2023, the Board of Commissioners held 27 Internal Meetings, 13 Joint Meetings of the Board of Commissioners and Board of Directors, 17 Audit Committee meetings, 23 Planning & Risk Evaluation and Monitoring Committee meetings, and 57 Nomination and Remuneration Committee meetings.

As a Board of Commissioners, we have conducted thorough and proactive supervision to ensure that every strategic decision taken by the company's management has a solid foundation and supports Telkom Indonesia's long-term growth.

Outlook on Business Prospects

The financial year 2023 was a challenging year for Telkom Indonesia. The dynamics of business transformation in the 5 Bold Moves strategy and the challenges of industry changes caused by technological developments, competition, and changes in people's lifestyles made this year's achievements more notable than in previous years. We believe that the Board of Directors has taken the best steps to achieve sustainable business growth, including laying the pillars of business transformation as a foothold for future growth.

In our view, Telkom's future business prospects are promising, in line with the optimism of other telecommunications industry players. With a CAPEX plan that reaches 22% of total revenue and is focused on developing the mobile, fixed broadband, data center & cloud, and infrastructure businesses, positive and sustainable performance growth is expected to be achieved.

Future business prospects will also be characterized by the increasing intensity of the use of technology by telecommunications operators, such as data analytics & artificial intelligence, and the Internet of Things (IoT), to achieve two objectives: improving operational quality and increasing business opportunities through technology-based customer solutions. Technological development also strongly influences our infrastructure business, especially in satellite and broadband. On the competition side, competition is projected to intensify for the fixed and mobile broadband businesses, along with the increasing infrastructure and operator penetration into the low-segment market.

Another thing that we need to look at together is the increasing public pressure for companies to implement green energy policies. In some business sectors, using environmentally friendly energy is also mandatory and needs to be fulfilled, for example, in the data center business. This certainly impacts efficiency due to Indonesia's uneven supply of environmentally friendly energy.

In addition to making prudent investments, Telkom will continue improving the quality of service to customers and establishing the broadest possible partnership with strategic partners, based on principle of mutual benefit while maintaining integrity, to address the prospects and challenges of the future business.

Assessment of the Performance of Committees Under the Board of Commissioners

Three Committees assist us in carrying out supervisory functions in the Company: the Audit Committee, Nomination and Remuneration Committee (KNR), and Planning and Risk Evaluation and Monitoring Committee (KEMPR). Based on our assessment, the three Committees have performed their duties and responsibilities well. Each committee has made studies and recommendations that support the Board of Commissioners in carrying out its oversight mechanism of the Company.

The Audit Committee assists us in overseeing and reviewing financial information that will be submitted to the public and reviewing complaints relating to accounting and financial reporting processes. The Nomination and Remuneration Committee provides recommendations regarding policies, criteria, and selection of strategic officer candidates within Telkom Group and the remuneration policy of the Board of Directors. The Planning and Risk Evaluation and Monitoring Committee provides recommendations related to risk management monitoring and implementation of the Company's strategy, as well as evaluating and monitoring the Board of Directors' proposals related to the Long-Term Plan, Implementation Strategy Document (Mid-Term Plan), the Company's corporate actions within a certain threshold, and the Company's Budget Activity Plan.

Outlook on the Implementation of Good Corporate Governance

Good corporate governance is a crucial foundation for a company's long-term success and sustainability. Telkom Indonesia is firmly committed to implementing the best corporate governance practices, and this approach not only enhances value for our stakeholders but also strengthens our corporate reputation and integrity. Recognition of the achievement of the quality of the implementation of good corporate governance is demonstrated by the increase in the ASEAN Corporate Governance Scorecard (ACGS) score from 97.87 to 98.5.

In the aspect of risk management implementation, the Board of Directors has shown its seriousness in improving the quality of good corporate governance, among others, including:

1. Implementation of BUMN Ministerial Regulation No.: BUMN Ministerial Regulation Number PER-2/MBU/03/2023 concerning Guidelines for Governance and Significant Corporate Activities of State-Owned Enterprises. Several things that have been done as a form of implementation of these regulations include:
 - a. Improving the risk management monitoring system;
 - b. Fulfillment of risk management organs in the Company and its subsidiaries;
 - c. Implementation of risk project assessment for the Company's strategic projects.
2. In the aspect of continuously eradicating corruption, the Company has recertified ISO 37001:2016 and succeeded in maintaining ISO 37001:2016 Certification, the scope of which includes Human Capital Business Partner (recruitment function), Group Strategic Procurement, and Telkom Shared Service Center (Procurement Support & Unit). General Affair, Network Procurement Operation, and IT & Others Procurement Operation) as of 14 December 2023.

3. Regarding internal control aspect, the Board of Commissioners, through the Audit Committee, has routinely monitored the effectiveness of the Company's internal control system. Based on the monitoring conducted during 2023, the Company's Internal Control System is still adequate. However, in line with the development of the Company's business, including future business challenges and risks, strengthening is needed so that it is always relevant and can prevent losses. Strengthening the internal control system also needs to continue to be carried out in subsidiaries to improve the quality of governance in an integrated manner.
4. In business ethics and social responsibility, the company strives to conduct its business with integrity, maintain healthy relationships with all stakeholders, and contribute to the welfare of the community and environment.
5. Human resource development through implementing various employee training and education programs, creating an inclusive and diverse work environment, and encouraging a work culture based on integrity and collaboration.

With the implementation of this good corporate governance, we are confident that Telkom Indonesia will continue to be a robust, sustainable, and reliable company in the eyes of our stakeholders. We thank all our team members, management, and stakeholders for their dedication and contribution to realizing these principles of good corporate governance.

Appreciation to Stakeholders and Closing Remarks

On behalf of the Board of Commissioners, I am expressing my sincere gratitude to all Directors, management, and employees of the Company for their dedication, hard work, and collaborative spirit in realizing the Company's purpose, vision, and mission. We are confident that with a collaborative, innovative, and sustainable spirit, Telkom Indonesia will continue to be a leader in the telecommunications industry and play an essential role in building an inclusive and sustainable digital ecosystem.

We also appreciate the trust of our customers and shareholders and the contributions of the Government, business partners, and all other stakeholders who have actively supported us on our journey throughout 2023.

Jakarta, March 31, 2024

On Behalf of the Board of Commissioners



Bambang Permadi Soemantri Brodjonegoro
President Commissioner/Independent Commissioner

“ The year 2023 is a critical key milestone for Telkom in its transformation, thus ensuring the Company’s transformation agenda can be implemented correctly and on time are very important in strengthening the Company’s business fundamentals and encouraging healthy and sustainable business growth.”



Ririek Adriansyah

President Director

REPORT OF THE BOARD OF DIRECTORS

Esteemed Shareholders, Board of Commissioners, and all stakeholders,

All praise and gratitude to God Almighty for His abundance of grace, which enabled PT Telkom Indonesia (Persero) Tbk ("Telkom" or "Company") managed to pass the year 2023 with a pretty good performance. On this occasion, please allow us to summarize our performance and various efforts and achievements we have achieved throughout 2023.

Overview of Economic and Industry Conditions

Amidst the global environment's disruption in supply chains, natural disasters, financial sector volatility, geopolitical tensions, and global geo-economic fragmentation, Indonesia continues to show resilience and potential for sustainable growth.

By the end of 2023, the national economy could grow by 5.05%. This condition signifies the consistency, resilience, and better performance of the Indonesian economy compared to many other countries. Indonesia's inflation is also under control at 2.61% (yoy) as of December 2023, much lower than the 2023 projection of 3.6%.

The telecommunications industry supports inclusive and sustainable economic growth in Indonesia. Telecommunication services connect people with each other and are the foundation for innovation, business growth, and social progress.

To create a healthy and sustainable telecommunications and information ecosystem, we continue to invest in network development, information technology innovation and digitization, and service quality improvement. We also strive to create affordable service prices to increase accessibility for all levels of society in Indonesia.

Strategy and Corporate Strategy Policy

The year 2023 is a critical key milestone for Telkom in its transformation, thus ensuring the Company's transformation agenda can be implemented correctly and on time are very important in strengthening the Company's business fundamentals and encouraging healthy and sustainable business growth. The success of the transformation agenda is expected to boost business fundamentals further while creating a growth story that serves as the basis for the Company's roadmap.

To achieve this goal, in 2023, we launched a corporate theme, 'Drive Transformation Agenda to Ensure Strong Business Fundamental and Healthy Sustainable Growth' which has three primary programs, including:

1. Deliver best customer experience by strengthening data-analytics capability and digitization process. Focusing on customer expectations and providing the best customer experience in this digital era is critical to winning the market. To achieve this, we continue to improve our data analytics capabilities and strengthen our digitization process as a key strength in understanding customer expectations comprehensively and deeply to provide the best customer experience.

“Telkom continues to strive to invest in strengthening its digital connectivity, digital platform, and digital services business lines.”

2. Execute timely business transformation to enhance portfolio performances in B2C-B2B and digital platform-infrastructure.

We understand that business transformation must be accelerated, given the limited momentum. Hence, we are doing it in parallel while ensuring all aspects of readiness are on track. We are executing B2C consolidation while still paying attention to the preparedness of B2B capabilities. Likewise, we continue to prepare portfolios on digital platforms and infrastructure, such as DC and B2B IT, to become the foundation for accelerating business growth.

3. Ensure key assets and business capabilities readiness by smart investment in talent and technology.

In this program, we continue to strengthen Telkom's competitive position and advantage by ensuring that the Company's capabilities and critical assets are ready. In the process of achieving this, we focus on investing carefully and wisely in both talent and technology to ensure the enhancement of the Company's capabilities and achieve maximum performance.

Through the company program above, during 2023, Telkom transformed its strategic objectives through the Five Bold Moves (5BM) initiative. The 5BM initiative consists of five transformation programs, namely Fixed Mobile Convergence (FMC), InfraCo, Data Center Co, B2B Digital IT Service Co, and DigiCo, to strengthen Telkom's position as a digital telecommunications company in creating higher value for the company's stakeholders as well as maximizing opportunities, increasing competitiveness, and value creation in facing future challenges. Throughout 2023, Telkom has focused on executing the 5BM program based on the three pillars of Telkom's business domain for the digital connectivity pillar through the FMC program and the establishment of InfraCo for the digital platform business pillar through Data Center consolidation and B2B Digital IT Service, and the digital services business pillar through the DigiCo initiative.

Formulation of Company Strategy and Strategic Policies

Strategy formulation begins with discussions at the company's board of directors level by considering the results of the strategic situation analysis covering the company's external and internal aspects as well as recommendations from the company's stakeholders by considering and taking into account all risk factors that are expected to affect the company's business continuity. Based on this information, the company's vision, mission, and strategic objectives were formulated, including the strategic initiatives to be implemented to achieve the strategic goals. The formulation results were poured into a draft document, which was discussed intensively with the Board of Commissioners in a workshop.

The Board of Directors is critical in formulating the Company's strategic strategies and policies. The Company's strategic strategy and policies are outlined based on the period, namely:

1. Long-term Corporate Plan (RJPP), which is a long-term planning document at the corporate level that contains strategic aspirations from stakeholders, as well as strategic direction and KPIs that are high level in nature prepared for periodic planning of 5 (five) years;
2. The Medium-Term Plan, a planning document at the corporate level as the primary document of the company's strategic scenario in implementing the directions in the RJPP, is prepared for periodic planning for 3 (three) years. The Medium Term Plan is updated annually so that the strategic scenario can follow the company's internal and external dynamics; and,
3. The Company's Work Plan and Budget (RKAP) is the company's short-term planning document at the strategic execution level for the next 1 (one) year, which contains the targets, work programs, and budgets needed as directed by the long-term and medium-term strategies by always paying attention to industry dynamics, stakeholder aspirations, and the latest business outlook data.

Strategic documents that the Board of Commissioners has approved will then be distributed to each business unit and support unit, including subsidiaries, so that all organizations within the company get clear direction from their targets and authorities. To help ensure consistency in actions and decisions taken in executing strategies throughout the organization, the company also makes Strategic Policies in the form of Board of Directors Regulations or other regulations deemed necessary to provide more detailed direction on how the company operates and behaves effectively and efficiently. These Strategic Policies are related to resource allocation, risk management, product development and customer relations, supplier relations, environmental sustainability, corporate governance, or other necessary strategic policies.

Implementation of Corporate Strategy

The implementation of the company's strategy is outlined in an annual strategic work plan prepared systematically and comprehensively through the RKAP, which is then derived and translated into the RKAP of each business unit, support function, and subsidiary. The RKAP includes execution strategies, targets, programs, budget requirements, and supporting guidance to succeed the RKAP.

Then, to monitor the achievement of work program implementation, the Board of Directors periodically monitors and evaluates the Company's performance through financial, operational, and other necessary indicators. In addition, the Board of Directors is also responsible for assessing and updating the effectiveness of the strategies adopted by the company and ensuring that the company remains relevant and competitive in the market.

Performance Achievement Compared to Target

In 2023, Telkom obtained revenue of Rp149.22 trillion, an increase of 1.3% compared to 2022. Regarding profitability, Telkom recorded an EBITDA of Rp77.58 trillion, a decrease of 1.8%, and a net profit of Rp24.56 trillion, or an increase of 18.3%. Compared to the Company's 2023 target, revenue achievement amounted to 95.5%, and net profit amounted to 93.1%.

On July 1, 2023, the Company executed one of the 5BM program initiatives, Fixed Mobile Convergence (FMC), which aims to increase added value by integrating mobile and fixed broadband services. This initiative is also expected to accelerate digitalization in Indonesia by providing excellent customer experience and infrastructure, focusing on equitable access, channel expansion through one application, and improved customer service. The low penetration of fixed broadband in Indonesia will provide better growth momentum and strengthen the Company's mobile business' dominance.

This step is also expected to generate synergies not only in terms of revenue but also in streamlining operational costs and optimizing capital expenditures at TelkomGroup, this can be shown in the six months since July 1, 2023, a synergy value of Rp464 billion has been generated, which includes efficient operational costs and optimization of capital expenditures at TelkomGroup of Rp370 billion which, among others, is contributed from the efficiency of PSB, TSA, ODP, content cost efficiency, optimization of Plasa Telkom and Grapari as many as 191 sites. Through FMC, the Company also responded to the challenges of the dynamics in the telecommunications industry by leading the trends and direction of the industry, ensuring improved service quality, and strengthening the Company's position in the market.

The corporate business has transformed its approach to strengthening business-to-business (B2B) to enhance and maintain the Company's portfolio of digital solutions and IT services and to capture new opportunities in the government sector, large corporations, and small and medium enterprises (SMEs). To continue building future capacity consistently and implementing best practices, Telkom also established partnerships with industry players. These efforts have resulted in positive achievements at the regional level in the B2B segment, which grew by 7%, and revenue growth in the SME segment in the region by 11%; partly driven by revenue growth in IT Services by +39% and digital solutions by 14%. Adopting this new B2B model can strengthen the sustainable and healthy development of TelkomGroup.

Another initiative that is also very important for the Company is unlocking the value of the data center business, which is in response to the tremendous changes and improvements in this business in Indonesia, especially large-scale data centers. The Company seeks to gain significant market-share growth in the provision of data center services to complement and strengthen the Company's business portfolio further. In 2023, the Company managed data centers with a capacity of 42 MW and recorded data center and cloud revenue of Rp1.9 trillion, or grew 14.8% from the previous year, including data centers managed through its subsidiary Telkom Data Ekosistem (TDE) with a capacity of 19 MW which includes Hyperscale Data Center Cikarang (level 1) and Enterprise Data Centers in Serpong, Sentul, and Surabaya. The Company, through TDE, is currently building Hyperscale Data Center Batam through cooperation with strategic partners to develop the data center business for the regional market. The Company, including in this case through TDE, will gradually build and manage data centers with a target of 62 MW by 2025, which provides for Hyperscale Data Center, Enterprise Data Center, International Data Center, and Telkom's Edge Data Center or NeuCentriX.



From left to right:

Bogi Witjaksono (Director of Wholesale & International Service), Herlan Wijanarko (Director of Network & IT Solution), Budi Setyawan Wijaya (Director of Strategic Portfolio), Heri Supriadi (Director of Finance and Risk Management), Ririek Adriansyah (President Director), FM Venusiana R (Director of Enterprise & Business Service), Honesti Basyir (Director of Group Business Development), Muhamad Fajrin Rasyid (Director of Digital Business), Afriwandi (Director of Human Capital Management).

By the end of 2023, we have also established the InfraCo entity, a new entity focused on the fiber optic-based network services sector, with the strategic objective of enhancing value creation from our infrastructure. As the owner of the largest network in Indonesia, InfraCo has the potential to play an essential role in higher asset returns.

Obstacles Faced and Steps to Resolve them

Some of the obstacles we face include:

1. Changing regulations:
The Company must face and anticipate challenges related to regulatory changes that can affect how the company operates; this requires rapid adjustment and adaptation to ensure the Company can comply with any new regulations.
2. Intense competition:
Competition in the digital telco industry in Indonesia continues to increase with the entry of new players both from within and outside the country, increasingly diverse and commoditized products/services, and the expansion of services from existing competitors. The Company must constantly innovate its business model and operating model, including building strategic partnerships with partners that fit the company's portfolio strategy so that it can provide services that are always up-to-date and efficient to improve customer experience and satisfaction.
3. Infrastructure Coverage:
Although the Company always strives to expand its infrastructure, especially for digital connectivity and digital platform services in Indonesia, there are still limitations to reach, especially in the 3T (Disadvantaged, Frontier, Outermost) areas. Utilizing the latest technology that is more efficient and cooperation with various parties, such as local governments, local partners, etc., is expected to increase the penetration and wider expansion of service infrastructure.

4. High Investment Needs:

The development and maintenance of connectivity and platform services infrastructure requires high investment, but on the other hand, the current trend in the telecommunications industry faces the commoditization of connectivity services. Therefore, the Company has also prepared and developed second-curve services from its digital platform and digital services portfolio, such as Data Centers, Cloud Services, and IT Services.

5. Cyber Security Threats:

As the digital lifestyle of today's society has implications for the increasing dependence on digital technology, the Company also faces more significant risks related to cyber security. Threats such as cyber-attacks and data theft can damage the company's reputation and disrupt operations, so the Company continues to strengthen the information security system and build cyber risk awareness & understanding, especially to all TelkomGroup employees and partners.

Overview of Business Prospects

"Telkom continues to strive to invest in strengthening its digital connectivity, digital platform, and digital services business lines."

The implementation of digitalization opens up excellent opportunities for Indonesia to progress in various fields, such as education, health, finance, and other sectors, which can be achieved more quickly and cost-effectively through different digital platforms. For this reason, extensive and high-quality digital connectivity infrastructure, a capable digital platform, and digital services that suit people's needs are critical. To contribute to creating a digital environment, developing a digital society, and accelerating the digital economy, Telkom continues to strive to invest in strengthening its digital connectivity, digital platform, and digital services business lines.

Implementation of Good Corporate Governance

Telkom always applies the principles of Good Corporate Governance (GCG) and eight company management principles by implementing the Public Company Governance Guidelines from the OJK. The implementation of GCG is carried out to support the realization of the Company's purpose, vision, and mission, providing added value for shareholders and all other stakeholders. Good corporate governance is an essential aspect of ensuring the company's sustainability in the long term.

Throughout 2023, we have strengthened various significant areas in ensuring the implementation of good corporate governance, including maintaining the organization and competence of Internal Audit, which aims to increase the effectiveness of risk management, internal control, supervision, and the Company's operational efficiency.

Closing

In closing, we, on behalf of the Board of Directors of PT Telkom Indonesia (Persero) Tbk, would like to express our highest appreciation to all shareholders, the Board of Commissioners, loyal customers, business partners, media, the wider community, and other stakeholders for the support that has been provided throughout the year 2023. We would also like to thank all levels of management and TelkomGroup employees for their dedication and contribution to realizing Telkom's goals, vision, mission, and work programs in 2023.

We are confident that, in the future, Telkom can continue to innovate amidst various challenges and opportunities in the digital era. We hope Telkom can grow sustainably, create higher corporate value, and provide the best service to meet national digital needs.

Jakarta, March 31, 2024

On behalf of the Board of Directors



Ririek Adriansyah
President Director

STATEMENT OF THE MEMBER OF BOARD OF COMMISSIONERS REGARDING WITH RESPONSIBILITY FOR PT TELKOM INDONESIA (PERSERO) TBK 2023 ANNUAL REPORT

We the undersigned hereby declare that all the information in the PT Telkom Indonesia (Persero) Tbk 2023 Annual Report has been presented in its entirety and that we assume full responsibility for the accuracy of the content of the Company's Annual Report.

This statement is made in all truthfulness.

Jakarta, March 31, 2024

Board of Commissioners



Bambang Permadi Soemantri Brodjonegoro
President Commissioner/Independent Commissioner



Wawan Iriawan
Independent Commissioner



Bono Daru Adji
Independent Commissioner



Abdi Negara Nurdin
Independent Commissioner



Marcelino Rumambo Pandin
Commissioner



Ismail
Commissioner



Rizal Mallarangeng
Commissioner



Isa Rachmatarwata
Commissioner



Arya Mahendra Sinulingga
Commissioner



Silmy Karim
Commissioner

STATEMENT OF THE MEMBER OF BOARD OF DIRECTORS REGARDING WITH RESPONSIBILITY FOR PT TELKOM INDONESIA (PERSERO) TBK 2023 ANNUAL REPORT

We the undersigned hereby declare that all the information in the PT Telkom Indonesia (Persero) Tbk 2023 Annual Report has been presented in its entirety and that we assume full responsibility for the accuracy of the content of the Company's Annual Report.

This statement is made in all truthfulness.

Jakarta, March 31, 2024

Board of Directors



Ririek Adriansyah
President Director



Heri Supriadi
Director of Finance & Risk
Management



FM Venusiana R
Director of Enterprise &
Business Service



Herlan Wijanarko
Director of Network & IT Solution



Muhamad Fajrin Rasyid
Director of Digital Business



Budi Setyawan Wijaya
Director of Strategic Portfolio



Afriwandi
Director of Human Capital
Management



Bogi Witjaksono
Director of Wholesale & International Service



Honesti Basyir
Director of Group Business Development



03.

About Telkom



PURPOSE, VISION, MISSION, AND STRATEGY

PURPOSE

To build a more prosperous and competitive nation as well as deliver the best value to our stakeholders.



VISION

To be the most preferred digital telco to empower the society.



MISSION

1. Advance rapid buildout of sustainable intelligent digital infrastructure and platforms that is affordable and accessible to all.
2. Nurture best-in-class digital talent that helps develop nation's digital capabilities and increase digital adoption.
3. Orchestrate digital ecosystem to deliver superior customer experience.

STRATEGIC FOCUS 2023

Our overall long-term strategic focus on achieving business excellence in three digital business domains (digital connectivity, digital platform, and digital services) as well as optimizing operations and services in order to maintain a market leadership position, create sustainable growth, unlocking value for stakeholders, also encourage comprehensive digitalization for Indonesia. In 2023, we are launching a corporate theme “**Drive transformation agenda to ensure strong business fundamental and healthy sustainable growth**” with three main programs, namely:

1. Providing the best customer experience by strengthening data analysis capabilities and digitalization processes;
2. Executing timely business transformation to improve the performance of B2C-B2B portfolio and digital platform-infrastructure; and
3. Ensuring the readiness of business assets and capabilities through smart investment in talent and technology.

To achieve these three main programs and strengthen our position as a world-class digital telecommunication company, TelkomGroup is focused on carrying out transformation and implementing the **Five Bold Moves** strategy to build competitive advantages in the digital connectivity, digital platform and digital services domain. Through these Five Bold Moves, it is hoped that in the future Telkom will have a leaner organization, more focused on key business, more specialized capability, more efficient on the operational side, and have the right engagement with customer, investor, and partner on each business characteristic. The five big programs (five bold moves) are:

1. Fixed Mobile Convergence (FMC)

We continue to strengthen market penetration, cost efficiency, and operational excellence, while enhancing the best customer experience by developing our technology and services to optimize interoperability between our fixed and mobile networks to enable customers to switch seamlessly regardless of location and device.

2. InfraCo

We seek to unlock the consolidation potential of our infrastructure asset, including optical access network infrastructure and tower so as to create higher value. We believe this initiative will provide benefits, including optimal asset utilization, cost-effective connectivity, and accelerated market penetration so that in the end it will be able to increase the value of infrastructure asset and attract investors to join.

3. Data Center Co (DC Co)

We are in the process of consolidating data center asset and increasing data center business capacity. In addition, we also collaborate with hyper-scaler and technology giant to accelerate data center business growth and expand our data center presence in the region – starting from Indonesia and ASEAN.

4. B2B Digital IT Service Co

We are transforming towards B2B Digital IT Services through partnership and collaboration with technology giant, such as Microsoft and AWS. Furthermore, we are preparing Telkomsigma to become a leading B2B Digital IT Service player serving the corporate market, SOE, government, and SME.

5. DigiCo

We are developing a digital company (DigiCo) that focuses on B2B and B2C segments to accelerate digital service by taking advantage of our advantages that competitor do not have. Telkomsel through PT Telkomsel Digital Ecosystem (TED) is developing a vertical business portfolio in the digital sector, namely health-tech, edu-tech, and mobile gaming.

CORPORATE CULTURE AND VALUE

CORE VALUES AKHLAK

Based on the Circular Letter of the Minister of SOE Number SE-7/MBU/07/2020 dated July 1, 2020, regarding Core Values for Human Resources of State-Owned Enterprises (SOE) strengthened by SK-115/MBU/05/2022 regarding Guidelines for Implementing the Main Value of Human Resources for State-Owned Enterprises (AKHLAK Culture Journey), TelkomGroup as part of a SOE is obliged to implement the main values called AKHLAK.



**AMANAH KOMPETEN HARMONIS
LOYAL ADAPTIF KOLABORATIF**

Amanah/Trustworthy	Holding on to the trust given
Kompeten/Competent	Continue to learn and develop capabilities
Harmonis/Harmonious	Caring for each other and respecting differences
Loyal	Dedicated and prioritizing the interests of the nation and the state
Adaptif/Adaptive	Continue to innovate and be enthusiastic in moving or facing change
Kolaboratif/Collaborative	Building a synergistic collaboration

As a form of TelkomGroup's commitment to implementing Core Values AKHLAK, Telkom's Corporate Strategic Scenario 2024 - 2026 mandates the Company to carry out Transform to Digital Telco Talents & Incorporate Digital Culture – Ways of Working Under Digital Age which is in line with Core Values AKHLAK. The Corporate Annual Message (CAM) also contains the spirit to strengthen Telkom's culture and digital culture attributes by leveraging AKHLAK core values as foundation. Furthermore, one of the focuses in HC Strategy also mandates Instill Harmony & Productive Working Environment Based on AKHLAK & compelling EVP.

COMPANY CULTURE ACTIVATION PROGRAM

All TelkomGroup unit leaders act as role model and main driver in the Company culture activation program. To ensure that the internalization of Company culture runs well and all employees participate actively, unit leaders appoint Culture Agent and Culture Booster in their respective unit. Currently, the number of Culture Agent and Culture Booster are 5,003 people, with 3,148 people coming from units at Telkom and 1,855 people coming from subsidiaries. Every Culture Agent must take part in the Culture Agent on Boarding (CAOB) program to equalize their understanding of the role of Company culture and program that are relevant to the company's strategy to achieve its Purpose also Vision and Mission. Unit leaders are assisted by Culture Agent and Culture Booster to form a Cultural Activation Provocation Community (*Kipas Budaya*) as a forum for implementing cultural activation in each unit.

BUILDING DIGITAL CULTURE

In order to accelerate Telkom's transformation towards Digital Telco, all TelkomGroup personnel are expected to implement Core Values AKHLAK which are strengthened by the actualization of Digital Ways of Working (digital behavior). Digital ways of working are internalized and actualized through a series of routine activations, so that they become employee's behavior and will ultimately contribute to improving Company performance.

To ensure that cultural activation has an impact on Company performance, Core Values AKHLAK and Digital Ways of Working are implemented through strategic programs that are the focus of the Company to achieve company target set out in the provision and supporting systems. Supporting systems include digital tools such as corporate portals as collaboration application (Diarium), daily operations which include e-office, e-budgeting, file sharing, career & succession management (Ingenium), learning & knowledge management (MyDigilearn), and others.

CORPORATE CULTURE EVALUATION

As an effort to maintain and improve the implementation of AKHLAK and digital behavior at TelkomGroup, HCM TelkomGroup conducted the 2023 TelkomGroup Digital Culture Index survey as an effort to find out to what extent the implementation of AKHLAK culture and digital behavior is able to support the Company's digital transformation process. By implementing the 2023, TelkomGroup DCI survey, it is hoped that information will be obtained on the level of implementation of the DCI, AKHLAK Implementation Index, and Net Promoting Score.

TelkomGroup's 2023 DCI survey was carried out through an online survey and then the survey result were deepened using method based on the 2023 DCI measurement result, Telkom obtained an AKHLAK Implementation Index score of 86.65% (Healthy Category), Digital Culture Index of 85.77% (Differentiators), and Net Promoting Score of 94.64% (Mature).

TELKOM MILESTONE AND COMPANY NAME CHANGES

Through Government Regulation Number 240 year 1961 regarding the Establishment of State Post and Telecommunication Company, Indonesian Government established Perusahaan Negara Pos dan Telekomunikasi (PN Postel). Furthermore, PN Postel was split into PN Post and Giro and Perusahaan Negara Telekomunikasi (PN Telekomunikasi) according to Government Regulation No. 30 dated July 6, 1965. This date is the basis for determining the anniversary of Telkom Indonesia.

PN Telekomunikasi was split into two entities in 1974, namely Perusahaan Umum Telekomunikasi (Perumtel) and PT Industri Telekomunikasi Indonesia (PT INTI). Perumtel then turned into a state-owned limited liability company with the official name of PT Telekomunikasi Indonesia (Persero) or Telkom in 1991. In 1995, Telkom became a public company listed on IDX and NYSE, with a market capitalization value achieved by the end of 2023 of Rp391.3 trillion on IDX and US\$25.76 billion on NYSE.

2023

Telkom and Telkomsel have signed a deed of spin-off to integrate IndiHome into Telkomsel. This agreement is an essential milestone for implementing Fixed Mobile Convergence (FMC) initiative as part of the company's primary strategy, Five Bold Moves. Telkom also launched ESG Existence for Sustainability by Telkom Indonesia (EXIST) program as a form of this commitment by increasingly focusing on managing and implementing environmental, social, and governance (ESG).



2022

Telkom has completed the first phase of construction of the Hyperscale Data Center in Cikarang and started groundbreaking for the construction of the Hyperscale Data Center in Batam. Telkom also collaborates with the world's largest technology companies, namely Microsoft.

2021

Telkomsel is the first cellular operator to provide 5G service in Indonesia. Telkom also increased its collaboration through additional investment in Gojek and signing an MoU with Microsoft.

2020

TelkomGroup has carried out several initiatives to respond to COVID-19 pandemic. Several corporate actions carried out by Telkomsel, including signing a conditional sale and purchase agreement for selling 6,050 telecommunication towers to Mitratel as well as entering into cooperation and investing in Gojek.

2019

TelkomGroup acquired 2,100 towers belonging to Indosat Ooredoo and acquired 95% of PT Persada Sokka Tama shares. Telkom also received "2019 Indonesia IoT Services Provider of the Year" award in Frost & Sullivan 2019 Asia Pacific Best Practices Awards.

2016

Telkom has completed construction of the Southeast Asia-Middle East-Western Europe 5 (SEA-ME-WE 5) submarine system.

2017

Telkom launched Telkom 3S Satellite and completed the Southeast Asia-United States (SEA-US) submarine fiber optic cable line.

2018

Telkom launched *Merah Putih* Satellite and inaugurated Telkom Hub as a Center of Excellence and Source of Inspiration to Build Digital Indonesia. Telkom has also completed the construction of Indonesia Global Gateway (IGG).

2011-2015

Telkom completed Super Nusantara Highway project and True Broadband Access project in 2011. Then in 2014, Telkom became the first operator in Indonesia to provide 4G LTE service. A year later, Telkom launched IndiHome.

1999-2010

Telkom launched Telkom-1 satellite in 1999 and Telkom-2 satellite in 2005. Telkom has also successfully completed JaKaLaDeMa underwater fiber optic cable project.

1991-1995

Perumtel officially changed to Telkom in 1991. Then in 1995, Telkom established subsidiary Telkomsel as a cellular operator and conducted an IPO on Jakarta Stock Exchange and Surabaya Stock Exchange, registered shares on NYSE and LSE, and offered open shares without listing on Tokyo Stock Exchange.


1965

PN Postel was split into two entities, namely Perusahaan Negara Pos dan Giro (PN Pos and Giro) and Perusahaan Negara Telekomunikasi (PN Telekomunikasi).

1974

PN Telekomunikasi was split into Perumtel, which provides telecommunication services, and PT INTI, which manufactures telecommunications equipment.

BUSINESS ACTIVITIES



BUSINESS ACTIVITIES BASED ON TELKOM'S ARTICLES OF ASSOCIATION

Telkom's business activities based on Article 3 of the Company's Articles of Association as stated in the Deed of Statement of Resolution of the Company's GMS Number 37 dated June 22, 2022 which was received and approved by the Minister of Law and Human Rights based on Letter No. AHU-0044650.AH.01.02. year 2022 dated June 29, 2022. Telkom's business activities are in the field of providing telecommunication networks and services, informatics, as well as optimizing the utilization of the Company's resources to produce goods and/or services of high quality and with solid competitiveness to gain/pursue profit to increase Company's value by applying the principle of Limited Liability Company. The following are Telkom's main business activities and supporting business activities in general:

Principal Business Activities

1. Planning, building, providing, developing, operating, marketing/selling/leasing, and maintaining telecommunication and information technology networks in the broadest definition with due observance of the statutory regulations.
2. Planning, developing, providing, marketing/selling, and improving telecommunication and information technology services in the broadest definition with due observance of the statutory regulations.
3. Making investments including equity participation in other companies in line with and in order to achieve the goals and objectives of the Company.

Supporting Business Activities

1. Provide payment transaction and money transfer services through telecommunications and informatics networks.
2. Carry out other activities and businesses in the context of optimizing resources owned by the Company, including the use of fixed and movable assets, information system facilities, education facilities and training facilities, and maintenance and repair facilities.
3. Cooperate with other parties in the context of optimizing informatics, communication or technology resources owned by other parties in the informatics, communication, and technology industries, in line with and in order to achieve the aims and objectives of the Company.

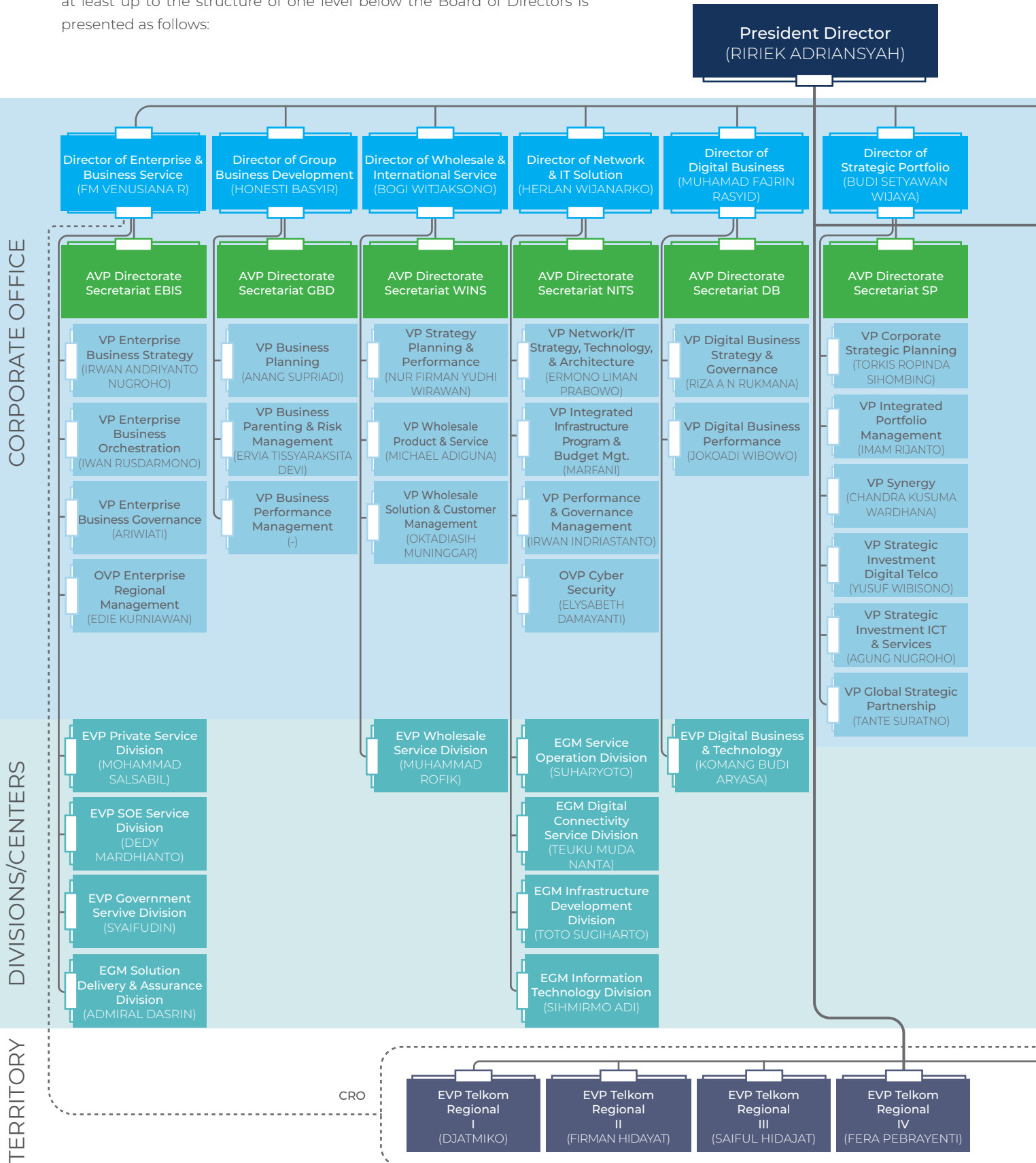
PORTFOLIO PRODUCT AND/OR SERVICE

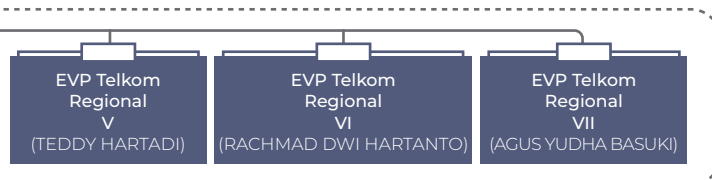
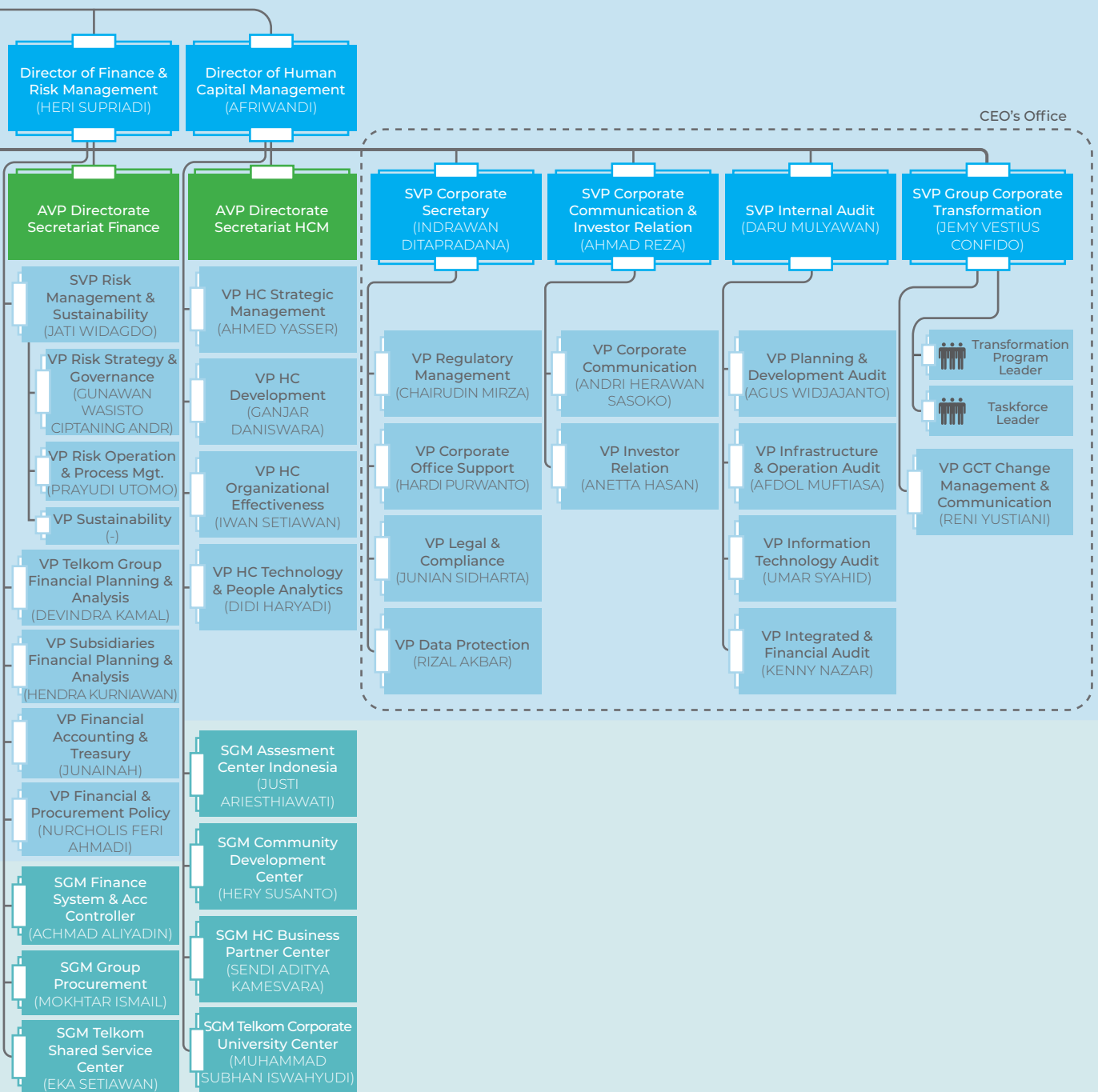
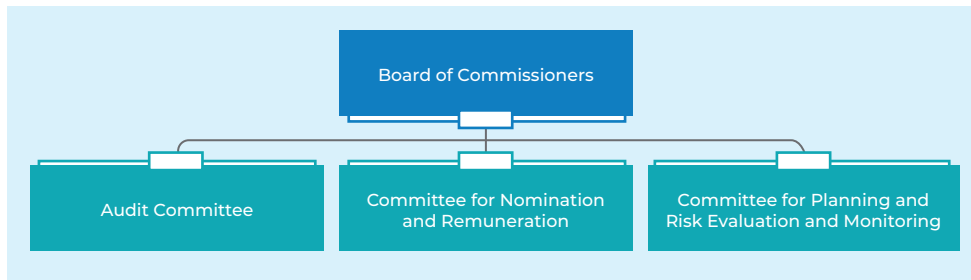
Telkom has a portfolio of products and services in various business segments in accordance with digital transformation strategy and development of telecommunications industry, which is described as follows:

Segment	Business Line	Product
Mobile	Mobile Legacy	Mobile Voice, Mobile SMS
	Mobile Data	Mobile Broadband
	B2C Digital (including DigiCo)	E-Health, E-Education, IoT, Big Data, Financial Service, VOD, Music, Gaming, Digital ads, VAS
Consumer	Fixed Voice	Fixed Voice
	Fixed Broadband	Home Broadband, Wi-Fi
	Home Digital Service	Pay TV, OTT, Other Digital Services
Enterprise	Connectivity	Fixed Voice, Fixed BB, Enterprise Data (including Managed CPE, Advanced Connectivity)
	Satellite	Upstream (Orbital Slot, Satellite Mission, Transponder), Downstream (VSAT, Broadband Satellite), Link
	Digital IT Services	IT Service, Big Data, IoT, Cybersecurity, Cloud (IaaS, PaaS, SaaS), Managed Solution (including Managed Device)
	Digital Adjacent Service	Financial Services, eHealth (Claim and Health Service), Digital Advertising
	BPO	Customer Relationship Management, Shared Service Operations
Wholesale & International Service	WS Network	International Network, Domestic Network
	WS Traffic	International Voice, Domestic Voice, Internet Traffic
	WS FTTH	Wholesale FTTH
	WS Intl, Platform & Services	SMS A2P, CDN
	DC	Collocation & Hosting, Integrated DC Services, Hyperscale
	Tower	Tower Owned (Macro, Micro, etc.), Reseller, Managed Service, Project
	Infrastructure	Infra & Network Managed Service, Submarine Cable Service, Power Solutions
Digital	B2B Digital	B2B e-Commerce, e-Logistic, Digital Advertising
	Transition Portfolio	Music, Gaming, Video
	Smart Platform	Big Data & IoT Platform, Digi Ads, Financial Services
Other	Non-portfolio	Digital Investment, Property Development, Property Management, Hospitality

TELKOM ORGANIZATIONAL STRUCTURE

Telkom organizational structure as of December 31, 2023 with disclosures at least up to the structure of one level below the Board of Directors is presented as follows:





LIST OF INDUSTRY ASSOCIATION MEMBERSHIPS

No	National	Member
1.	Masyarakat Telematika Indonesia (MASTEL)	Telkom, Telkomsat, TelkomMetra, Infomedia, AdMedika, Mitratel, Telkomsel
2.	Asosiasi Kliring Trafik Telekomunikasi (ASKITEL)	Telkom, Telkomsel
3.	Asosiasi Penyelenggara Jaringan Internet Indonesia (APJII)	Telkom, Telkomsat, TelkomMetra, Telkomsel
4.	Asosiasi Telekomunikasi Seluruh Indonesia (ATSI)	Telkom, Telkomsel
5.	Indonesia Telecommunication Users Group (IDTUG)	Telkom
6.	Asosiasi Penyelenggara Pengiriman Uang Indonesia (APPU)	Telkom, Finnet, Telkomsel
7.	Asosiasi Sistem Pembayaran Indonesia (ASPI)	Telkom, Finnet, Telkomsel
8.	Asosiasi Penyelenggara SKKL Seluruh Indonesia (ASKALSI)	Telkom
9.	Indonesia Mobile Content Association (IMOCA)	Telkom
10.	Asosiasi Televisi Swasta Indonesia (ATVSI)	Telkom
11.	Asosiasi Satelit Indonesia (ASSI)	Telkom, Telkomsat
12.	Forum Komunikasi Satuan Pengawas Internal (FKSPI)	Telkom
13.	Asosiasi Gabungan Pelaksana Konstruksi Nasional Indonesia (GAPENSI)	Graha Sarana Duta, Telkomsat, Mitratel
14.	Keanggotaan Green Building Council Indonesia (GBCI)	Graha Sarana Duta
15.	Keanggotaan Persatuan Perusahaan Real Estate Indonesia (REI)	Graha Sarana Duta
16.	Asosiasi Gabungan Rekanan Konstruksi Indonesia (GARANSI)	Graha Sarana Duta
17.	Asosiasi Badan Usaha Jasa Pengamanan Indonesia (ABUJAPI)	Graha Sarana Duta
18.	Asosiasi Perusahaan Klining Servis Indonesia (APKLINDO)	Graha Sarana Duta
19.	Kamar Dagang dan Industri (KADIN)	Telkom, Graha Sarana Duta, Telkomsat, Infomedia, Nutech, AdMedika, Bosnet, Swadharma Sarana Informatika (SSI)
20.	Asosiasi Perawatan Bangunan Indonesia (APBI)	Graha Sarana Duta
21.	Asosiasi Kontraktor Ketenagalistrikan Indonesia (AKLINDO)	Graha Sarana Duta
22.	Asosiasi Pengelola Gedung Badan Usaha Milik Negara (APG BUMN)	Graha Sarana Duta
23.	Indonesia Cyber Security Forum (ICSF)	Telkom
24.	Asosiasi Inkubator Bisnis Indonesia (AIBI)	Indigo Creative Nation
25.	Asosiasi Perusahaan Nasional Telekomunikasi (APNATEL)	Telkom, Telkom Akses
26.	Asosiasi Perusahaan Teknik Mekanikal Elektrikal (APTEK)	Nutech, Swadharma Sarana Informatika (SSI)
27.	Asosiasi Perusahaan Pengadaan Komputer dan Telematik Indonesia (ASPEKMI)	Nutech, Infomedia, Swadharma Sarana Informatika (SSI), Telkomsat
28.	Asosiasi Pengusaha Indonesia (APINDO)	Infomedia
29.	Asosiasi Bisnis Alih Daya Indonesia (ABADI)	Infomedia
30.	Indonesia Contact Center Association (ICCA)	Infomedia
31.	Asosiasi Cloud Computing Indonesia	Telkomsigma
32.	Asosiasi Data Center Indonesia (IDPRO)	Telkomsigma
33.	Asosiasi PMOI (Project Management Office Professional Indonesia)	Telkomsigma
34.	Asosiasi Badan Usaha Jasa Pengamanan Indonesia (ABUJAPI)	Swadharma Sarana Informatika (SSI)
35.	Asosiasi Perusahaan Jasa Pengolahan Uang Tunai Indonesia (APJATIN)	Swadharma Sarana Informatika (SSI)
36.	Asosiasi Perusahaan dan Konsultan Telematika Indonesia (ASPEKTI)	Swadharma Sarana Informatika (SSI)

No	National	Member
37.	Asosiasi Perusahaan Perdagangan Barang Distributor, Keagenan dan Industri (ARDIN)	Swadharma Sarana Informatika (SSI), Telkomsat
38.	Asosiasi Fintech (AFTECH)	Finnet, Telkomsel
39.	Asosiasi E-Commerce Indonesia (idEA)	Finnet
40.	Ikatan Ahli Ekonomi Islam Indonesia (IAEI)	Telkom
41.	Masyarakat Ekonomi Syariah (MES)	Telkom
42.	BUMN Muda	Telkom
43.	Business 20 (B20)	Telkom
44.	Forum Human Capital Indonesia (FHCI)	Telkom
45.	Asosiasi Pengembang Menara Telekomunikasi (ASPIMTEL)	Mitratel
46.	Asosiasi IoT Indonesia (ASIIOTI)	Telkomsel
47.	Asosiasi Emiten Indonesia (AEI)	Telkom, Mitratel
48.	Himpunan Jasa Konstruksi Indonesia (HJKI)	Telkom Akses
49.	Ikatan Akuntan Indonesia (IAI)	Telkom
50.	Indonesia Corporate Secretary Association (ICSA)	Mitratel
51.	Cyber Defense Indonesia (CDEF ID)	Telkom, Telkomsel

No	International	Member
1.	International Telecommunication Union (ITU)	Telkom
2.	International Telecommunications Satellite Organization (ITSO)	Telkom
3.	International Telecommunications Satellite (INTELSAT)	Telkom
4.	International Marine / Maritime Satellite (INMARSAT)	Telkom
5.	Asia Pacific Telecommunication (APT)	Telkom, Telkomsel
6.	Asia Pacific Economic Cooperation (APECTEL)	Telkom
7.	TM Forum	Telkom, Telkomsel
8.	ASEAN CIO Association (ACIOA)	Telkom
9.	Wireless Broadband Alliance (WBA)	Telkom
10.	The Institute of Certified Management Accountants	Telkom
11.	Asia-Pacific Satellite Communications Council (APSCC)	Telkomsat
12.	Asia Pacific Network Information Centre (APNIC)	Telkomsel
13.	Bridge Alliance	Telkomsel
14.	Global System for Mobile Communications Association (GSMA)	Telkomsel
15.	PMO Global Alliance (PMOGA)	Telkomsigma
16.	Pacific Telecommunications Council (PTC)	Telin
17.	Mobile Ecosystem Forum (MEF)	Telin
18.	International Cable Protection Committee (ICPC)	Telin
19.	The ITW Global Leader's Forum	Telin
20.	Information Systems Audit and Control Association (ISACA) Chapter Indonesia	Telkom
21.	Global Information Assurance Certification (GIAC) Advisory Board	Telkom
22.	International Information System Security Certification Consortium (ISC2)	Telkom
23.	International Association of Privacy Professionals (IAPP)	Telkom

PROFILE OF THE BOARD OF COMMISSIONERS

MEMBER OF THE BOARD OF COMMISSIONERS WHO OFFICIATE AS OF DECEMBER 31, 2023

**BAMBANG PERMADI
SOEMANTRI BRODJONEGORO**

President Commissioner/
Independent Commissioner



Age

57 years old

Citizenship

Indonesian

Domicile

Jakarta, Indonesia

Educations

- 1997 Ph.D, University of Illinois at Urbana Champaign, United States of America
- 1993 Master of Urban Planning, University of Illinois at Urbana Champaign, United States of America
- 1990 Bachelor degree in Economics, Universitas Indonesia, Indonesia

Basis of Appointment

Annual General Meeting of Shareholders (AGMS) of Telkom on May 28, 2021

Current Double Position

- 2022 President Commissioner, PT Prudential Syariah
- 2021 President Commissioner, PT Bukalapak Tbk
- 2021 Independent Commissioner, PT Astra International Tbk
- 2021 Independent Commissioner, PT TBS Energi Utama Tbk
- 2021 Commissioner, PT Combiphar
- 2021 Independent Commissioner, PT Indofood Tbk
- 2021 President Commissioner, PT Nusantara Green Energy

Work Experiences

- 2021 - 2023 President Commissioner, PT Oligo Infrastruktur
- 2019 - 2021 Minister of Research, Technology, and the National Innovation of Republic of Indonesia
- 2016 - 2019 Minister of National Development Planning of Republic of Indonesia
- 2014 - 2016 Minister of Finance of Republic of Indonesia
- 2013 - 2014 Vice Minister of Finance of Republic of Indonesia

WAWAN IRIAWAN

Independent Commissioner



Age

60 years old

Citizenship

Indonesian

Domicile

Jakarta, Indonesia

Educations

- 2018 Doctoral degree in Law, Universitas Padjadjaran, Indonesia
- 2005 Master degree in Law, Universitas Padjadjaran, Indonesia
- 1989 Bachelor degree in Law, Universitas Jenderal Soedirman, Indonesia

Basis of Appointment

Annual General Meeting of Shareholder (AGMS) of Telkom on June 19, 2020

Current Double Position

Do not have double position

Work Experiences

1999 - 2000 Managing Partner, Iriawan & Co

BONO DARU ADJI
Independent Commissioner



Age

55 years old

Citizenship

Indonesian

Domicile

Jakarta, Indonesia

Educations

- 1995 LLM, Monash University, Australia
- 1993 Bachelor degree in Law, Universitas Trisakti, Indonesia

Basis of Appointment

Annual General Meeting of Shareholders (AGMS) of Telkom on May 28, 2021

Current Double Position

- 2023 Member of the Ethics Committee of the Indonesian Football Association
- 2022 - 2025 Member of the Management Board of the Indonesian Audit Committee Association
- 2017 Managing Partner, Assegaf Hamzah & Partners

Work Experiences

- 2019 - 2022 Disciplinary Committee, PT Bursa Efek Indonesia
- 2018 - 2021 Chairman, Standards Board of the Association of Capital Market Legal Consultants

ABDI NEGARA NURDIN
Independent Commissioner



Age

55 years old

Citizenship

Indonesian

Domicile

Jakarta, Indonesia

Educations

- 1988 Faculty of Economics, Universitas Tadulako, Indonesia

Basis of Appointment

Annual General Meeting of Shareholders (AGMS) of Telkom on May 28, 2021

Current Double Position

- 2022 Adviser of Persatuan Artis Penyanyi, Pencipta Lagu dan Pemusik Republik Indonesia (PAPPRI)
- 2021 Commissioner, PT Nagara Sains Ekosistem
- 2020 Commissioner, PT Sugih Reksa Indotama
- 2019 Co-Founder and Producer, Give.ID
- 2015 Commissioner, PT NSA
- 2009 Founder, Maleo Music
- 2005 Co-Founder and Commissioner, PT Hijau Multi Kreatif

Work Experiences

- 2015 - 2019 Senior Advisor, National Economic Agency
- 2015 - 2016 Supervisory Board, LMKN (National Collective Management Institute)

MARCELINO RUMAMBO PANDIN
Commissioner



Age

58 years old

Citizenship

Indonesian

Domicile

Jakarta, Indonesia

Educations

- 2007 Ph.D. of Technology and Innovation, the University of Queensland, Australia
- 2005 Graduate Diploma in Company Director Course, Australian Institute of Company Director (GAICD), Australia
- 2003 Diploma in Company Direction (Chartered Director Level II), The Institute of Directors (IoD) London, United Kingdom
- 1999 Master of Philosophy, Judge Business School University of Cambridge, United Kingdom
- 1991 Bachelor degree in Architectural Engineering, Institut Teknologi Bandung, Indonesia

Basis of Appointment

Annual General Meeting of Shareholders (AGMS) of Telkom on May 24, 2019

Current Double Position

Do not have double position

Work Experiences

- 2018 - 2019 Committee, World Observatory on Subnational Government Finance and Investment OECD Paris, France
- 2017 - 2019 Senior Policy Advisor on City Finance, United City and Local Government (UCLG) Asia Pacific

ISMAIL
Commissioner



Age

54 years old

Citizenship

Indonesian

Domicile

Jakarta, Indonesia

Educations

- 2010 Doctoral degree in Electrical and Informatics Engineering, Institut Teknologi Bandung, Indonesia
- 1999 Master degree in Electrical Engineering, Universitas Indonesia, Indonesia
- 1993 Bachelor degree in Physics Engineering, Institut Teknologi Bandung, Indonesia

Basis of Appointment

Annual General Meeting of Shareholders (AGMS) of Telkom on May 24, 2019

Current Double Position

- 2023 Chairman of the Board of MASTEL
- 2016 Director General of Resources and Equipment of Post and Information Technology, Ministry of Communication and Information of the Republic of Indonesia

Work Experiences

- 2021 - 2023 Plt. Director of Postal and Informatic Operation
- 2018 - 2019 Chairman, Indonesian Telecommunications Regulatory Agency (BRTI)
- 2014 - 2016 Director of PPKU Telecommunications/ Broadband Development, Ministry of Communication and Information of the Republic of Indonesia
- 2012 - 2014 Director of Telecommunications, Directorate General of Post and Information Technology, Ministry of Communication and Information Technology of the Republic of Indonesia
- 2008 - 2012 Director of IT System Operation, Financial Transaction Report and Analysis Center (PPATK)

RIZAL MALLARANGENG

Commissioner

**Age**

59 years old

Citizenship

Indonesian

Domicile

Jakarta, Indonesia

Educations

- 2000 Doctoral Comparative Politics, Ohio State University, United States of America
- 1994 Magister Comparative Politics, Ohio State University, United States of America
- 1990 Bachelor degree in Communication Science, Universitas Gadjah Mada, Indonesia

Basis of Appointment

Annual General Meeting of Shareholders (AGMS) of Telkom on June 19, 2020

Current Double Position

2021 Commissioner, PT Energi Mega Persada

Work Experiences

- 2001 - 2020 Executive Director, Freedom Institute
- 2016 Founder, Freedom Corp
- 2009 Founder, Fox Indonesia

ISA RACHMATARWATA

Commissioner

**Age**

57 years old

Citizenship

Indonesian

Domicile

Jakarta, Indonesia

Educations

- 1994 Master of Mathematic, Actuarial Science, University of Waterloo, Canada
- 1990 Bachelor degree in Department of Mathematics and Natural Sciences, Institut Teknologi Bandung, Indonesia

Basis of Appointment

Annual General Meeting of Shareholders (AGMS) of Telkom on May 28, 2021

Current Double Position

2021 Director General of Budget, Ministry of Finance of the Republic of Indonesia

Work Experiences

- 2017 - 2021 Director-General of State Assets, Ministry of Finance of the Republic of Indonesia
- 2013 - 2017 Expert Staff to the Minister of Finance for Policy and Regulation on Financial Services and Capital Markets, Ministry of Finance of the Republic of Indonesia
- 2013 Senior Employee at the Fiscal Policy Agency, Ministry of Finance of the Republic of Indonesia
- 2006 - 2012 Head of the Insurance Bureau, Capital Market and Financial Institution Supervisory Agency (BPPMLK), Ministry of Finance of the Republic of Indonesia

ARYA MAHENDRA SINULINGGA
Commissioner



Age

53 years old

Citizenship

Indonesian

Domicile

Tangerang, Indonesia

Educations

1995 Bachelor degree in Civil Engineering, Institut Teknologi Bandung, Indonesia

Basis of Appointment

Annual General Meeting of Shareholders (AGMS) of Telkom on May 28, 2021

Current Double Position

- 2023 Member of the Executive Committee of the Indonesian Football Association (PSSI)
- 2021 General Secretary, Institut Teknologi Bandung Alumni Association
- 2021 Advisory Board for the Central Board of the Indonesian Engineers Association
- 2020 Member of the Board of Trustees, North Sumatera University
- 2019 Special Staff III, The Minister of State-Owned Enterprises (SOE)

Work Experiences

- 2019 - 2021 Commissioner, PT INALUM
- 2018 - 2019 Corporate Secretary Director, PT MNC Tbk
- 2017 - 2018 President Commissioner, PT MNC Infotainment
- 2015 - 2018 President Director, PT IDX Channel
- 2015 - 2018 Deputy Director, iNews TV
- 2014 - 2019 President Commissioner, PT Hikmat Makna Aksara (Sindo Weekly)
- 2014 - 2019 News Director, PT MNC Tbk
- 2014 - 2018 Director, PT MCI
- 2014 - 2015 Director, PT MNC Investama Tbk
- 2014 - 2015 Editor-in-Chief, RCTI
- 2011 - 2014 Editor-in-Chief, Global TV
- 2010 - 2018 News Director & Corporate Secretary, Global TV
- 2010 - 2014 Corporate Secretary, PT MNC Tbk
- 2008 - 2014 President Director, PT Hikmat Makna Aksara (Sindo Weekly)
- 2008 - 2014 Corporate Secretary, PT Global Mediacom Tbk
- 2007 - 2015 Corporate Secretary, PT MNC Sky Vision
- 2004 - 2007 Member, North Sumatra Regional Indonesian Broadcasting Commission
- 2001 - 2004 Expert Staff, The Chairman of the Regional House of Representatives and Spatial Consultant for North Sumatra Province
- 1995 - 2001 Drainage & Marine Consultant, Bandung

SILMY KARIM
Commissioner



Age

49 years old

Citizenship

Indonesian

Domicile

Jakarta, Indonesia

Educations

- 2014 Defense Management, Naval Postgraduate School (NPS), United States of America
- 2012 Advance Security, George C. Marshall European Center for Security Studies, Germany
- 2012 NATO School, Germany
- 2012 National and International Defense, United States of America
- 2010 Georgetown University, GLS, Washington D.C, United States of America
- 2007 Master degree in Economics, Universitas Indonesia, Indonesia
- 1997 Bachelor degree in Economics, Universitas Trisakti, Indonesia

Basis of Appointment

Annual General Meeting of Shareholders (AGMS) of Telkom on May 30, 2023

Current Double Position

2023 General Director of Immigration of the Republic of Indonesia, Ministry of Law and Human Rights

Work Experiences

- 2018 - 2023 President Director, PT Krakatau Steel (Company) Tbk
- 2016 - 2019 Commissioner, PT GE Power Solution Indonesia
- 2016 - 2018 President Director, PT Barata Indonesia (Persero)
- 2015 - 2016 President Commissioner, MAN Diesel & Turbo Indonesia
- 2014 - 2016 President Director, PT Pindad (Persero)
- 2011 - 2014 Commissioner, PT PAL Indonesia (Persero)
- 2010 - 2011 Special Advisor to the Indonesian Investment Coordinating Board

INDEPENDENT STATEMENT OF THE MEMBER OF INDEPENDENT COMMISSIONERS

The Company requires Independent Commissioners who have served more than two terms to sign a statement of Independence for Telkom Independent Commissioners. To date, no Independent Commissioners have served for more than two terms, so this Report does not convey information regarding the independence of Independent Commissioners.

COMMISSIONER AFFILIATION RELATIONSHIPS

Telkom discloses the affiliation with fellow members of the Board of Commissioners, Directors and major and controlling shareholders, including the names of affiliated parties in accordance with the principle of transparency in the implementation of good corporate governance or GCG.

Name	Position	Financial Affiliation with			Family Affiliation with		
		BoC	BoD	Major & Controlling Shareholder ⁽¹⁾	BoC	BoD	Major & Controlling Shareholder ⁽¹⁾
Bambang Permadi Soemantri Brodjonegoro	President Commissioner/ Independent Commissioner	No	No	No	No	No	No
Wawan Iriawan	Independent Commissioner	No	No	No	No	No	No
Bono Daru Adji	Independent Commissioner	No	No	No	No	No	No
Abdi Negara Nurdin	Independent Commissioner	No	No	No	No	No	No
Marcelino Rumambo Pandin	Commissioner	No	No	No	No	No	No
Ismail	Commissioner	No	No	No	No	No	No
Rizal Mallarangeng	Commissioner	No	No	No	No	No	No
Isa Rachmatarwata	Commissioner	No	No	No	No	No	No
Arya Mahendra Sinulingga	Commissioner	No	No	No	No	No	No
Silmy Karim ⁽²⁾	Commissioner	No	No	No	No	No	No

Remarks:

⁽¹⁾ The controlling shareholder in this matter is the Government of Indonesia represented by the Minister of SOE as a primary shareholder.

⁽²⁾ Serving since May 30, 2023 according to the result of Telkom AGMS Year 2022.

BOARD OF COMMISSIONERS' COMPOSITION

Based on Annual General Meeting of Shareholders (AGMS) on May 30, 2023, Telkom appointed Silmy Karim as Commissioner. This change in the composition of the Board of Commissioners is a proposal from the Series A Dwiwarna Shareholders by the provisions in the Articles of Association. Thus, the composition members of Telkom's Board of Commissioners as of December 31, 2023 are as follow:

Before the Change	After the Change (as of December 31, 2023)
Bambang Permadi Soemantri Brodjonegoro President Commissioner/Independent Commissioner	Bambang Permadi Soemantri Brodjonegoro President Commissioner/Independent Commissioner
Wawan Iriawan Independent Commissioner	Wawan Iriawan Independent Commissioner
Bono Daru Adji Independent Commissioner	Bono Daru Adji Independent Commissioner
Abdi Negara Nurdin Independent Commissioner	Abdi Negara Nurdin Independent Commissioner
Marcelino Rumambo Pandin Commissioner	Marcelino Rumambo Pandin Commissioner
Ismail Commissioner	Ismail Commissioner
Rizal Mallarangeng Commissioner	Rizal Mallarangeng Commissioner
Isa Rachmatarwata Commissioner	Isa Rachmatarwata Commissioner
Arya Mahendra Sinulingga Commissioner	Arya Mahendra Sinulingga Commissioner
	Silmy Karim Commissioner

On January 19, 2024, Mr. Abdi Negara Nurdin as Independent Commissioner of the Company has submitted a letter of resignation to the Company, which has been responded by the Company through the letter of Pgs President Director Number C.Tel.01/HK 000/TEL-00000000/2024 dated January 24, 2024 regarding Response to Letter of Resignation as Independent Commissioner of PT Telkom Indonesia (Persero) Tbk. The Company has also carried out the obligation to report this resignation to the Financial Services Authority through letter Number Tel.03/LP 000/DCI-M0200000/2024 dated January 22, 2024, regarding the Resignation of Independent Commissioner of PT Telkom Indonesia (Persero) Tbk.

TelkomGroup

CORPORATE THEME 2023

DRIVE TRANSFORMATION AGENDA TO ENSURE STRONG BUSINESS FUNDAMENTAL AND HEALTHY SUSTAINABLE GROWTH

MAIN PROGRAM

- ▶ **Deliver best customer experience by strengthening data-analytics capability and digitization process**
- ▶ **Execute timely business transformation to enhance portfolio performances in B2C-B2B and digital platform-infrastructure**
- ▶ **Ensure key assets and business capabilities readiness by smart investment in talent and technology**

AKHLAK



PROFILE OF THE BOARD OF DIRECTORS

MEMBER OF THE BOARD OF DIRECTORS WHO OFFICIATE AS OF DECEMBER 31, 2023

RIRIEK ADRIANSYAH

President Director



Age

60 years old

Citizenship

Indonesian

Domicile

Jakarta, Indonesia

Educations

1989 Bachelor degree in Electrical Engineering, Institut Teknologi Bandung, Indonesia

Basis of Appointment

Annual General Meeting of Shareholders (AGMS) of Telkom on May 24, 2019

Current Double Position

Do not have double position

Work Experiences

- 2019 - 2021 President Commissioner, PT Telekomunikasi Selular (Telkomsel)
- 2015 - 2019 President Director, PT Telekomunikasi Selular (Telkomsel)
- 2014 Director of Wholesale & International Service, PT Telkom Indonesia (Persero) Tbk
- 2012 - 2013 Director of Compliance & Risk Management, PT Telkom Indonesia (Persero) Tbk
- 2011 - 2012 President Director, PT Telekomunikasi Indonesia International
- 2010 - 2011 Director of Marketing & Sales, PT Telekomunikasi Indonesia International
- 2008 - 2010 Director of International Carrier Service, PT Telekomunikasi Indonesia International

HERI SUPRIADI

Director of Finance & Risk Management



Age

58 years old

Citizenship

Indonesian

Domicile

Jakarta, Indonesia

Educations

- 2013 Honorary Doctoral degree in Business Management, Universitas Padjadjaran, Indonesia
- 1997 Master of Business Administration (MBA), Saint Mary's University, Canada
- 1991 Bachelor degree in Industrial Engineering, Institut Teknologi Bandung, Indonesia

Basis of Appointment

Annual General Meeting of Shareholders (AGMS) of Telkom on June 19, 2020

Current Double Position

2021 Commissioner, PT Telekomunikasi Selular (Telkomsel)

Work Experiences

- 2020 - 2023 President Commissioner, PT Graha Sarana Duta (Telkom Property)
- 2020 Commissioner, PT Telekomunikasi Selular (Telkomsel)
- 2019 - 2020 President Commissioner, PT Fintech Karya Nusantara (LinkAja)
- 2019 - 2020 President Commissioner, PT Telkomsel Mitra Inovasi
- 2012 - 2020 Director of Finance, PT Telekomunikasi Selular (Telkomsel)
- 2012 - 2014 President Commissioner, PT Graha Sarana Duta (Telkom Property)
- 2010 - 2012 President Director, PT Graha Sarana Duta (Telkom Property)
- 2008 - 2011 Commissioner, PT Multimedia Nusantara (Metra)
- 2007 - 2010 Vice President Subsidiary Performance, PT Telkom Indonesia (Persero) Tbk

FM VENUSIANA R

Director of Enterprise & Business Service

**Age**

57 years old

Citizenship

Indonesian

Domicile

Jakarta, Indonesia

Educations

- 2004 Master degree in Management, Universitas Hasanuddin, Indonesia
- 1992 Bachelor degree in Electrical Engineering, Universitas Diponegoro, Indonesia

Basis of Appointment

Annual General Meeting of Shareholders (AGMS) of Telkom on May 30, 2023

Current Double Position

Do not have double position

Work Experiences

- 2022 - 2023 Director of Consumer Service, PT Telkom Indonesia (Persero) Tbk
- 2022 - 2023 President Commissioner, PT PINS Indonesia
- 2020 - 2023 President Commissioner, PT Telkom Akses
- 2020 Director Network, PT Telekomunikasi Selular (Telkomsel)
- 2017 - 2020 Senior Vice President Procurement, PT Telekomunikasi Selular (Telkomsel)
- 2016 - 2017 Senior Vice President Consumer Marketing, PT Telekomunikasi Selular (Telkomsel)
- 2013 - 2016 Executive Vice President, Jabodetabek-West Java Areas, PT Telekomunikasi Selular (Telkomsel)

HERLAN WIJANARKO

Director of Network & IT Solution

**Age**

58 years old

Citizenship

Indonesian

Domicile

Bandung, Indonesia

Educations

- 2005 Master degree in Management, Institut Teknologi Telkom, Indonesia
- 1989 Bachelor degree in Electrical Engineering, Institut Teknologi Bandung, Indonesia

Basis of Appointment

Annual General Meeting of Shareholders (AGMS) of Telkom on June 19, 2020

Current Double Position

2023 Commissioner, PT Dayamitra Telekomunikasi

Work Experiences

- 2020 - 2023 President Commissioner, PT Dayamitra Telekomunikasi
- 2022 President Commissioner, PT Infrastruktur Indonesia
- 2018 - 2020 President Director, PT Dayamitra Telekomunikasi
- 2016 - 2018 EGM Service Operations Division, PT Telkom Indonesia (Persero) Tbk
- 2015 - 2016 Deputy EGM Infra Operations & Maintenance, PT Telkom Indonesia (Persero) Tbk
- 2014 - 2015 Deputy EGM Network Infrastructure & Access, PT Telkom Indonesia (Persero) Tbk
- 2014 Deputy EGM IP Network & Operation, PT Telkom Indonesia (Persero) Tbk
- 2013 - 2014 GM Regional West Java in North Region (Bekasi), PT Telkom Indonesia (Persero) Tbk
- 2010 - 2013 GM Network Regional West Java Region, PT Telkom Indonesia (Persero) Tbk
- 2009 - 2010 GM Network Regional Central Java Region, PT Telkom Indonesia (Persero) Tbk
- 2007 - 2009 GM Network Regional Eastern Indonesia, PT Telkom Indonesia (Persero) Tbk

MUHAMAD FAJRIN RASYID
Director of Digital Business



Age

37 years old

Citizenship

Indonesian

Domicile

Jakarta, Indonesia

Educations

- 2019 Executive Educations in Innovations and Growth, Stanford University of Business, United States of America
- 2018 Executive Educations in Scaling Entrepreneurial Ventures, Harvard Business School, United States of America
- 2009 Bachelor degree in Technical Information, Institut Teknologi Bandung, Indonesia
- 2008 Student Exchange Program, Daejeon University, South Korea

Basis of Appointment

Annual General Meeting of Shareholders (AGMS) of Telkom on June 19, 2020

Current Double Position

- 2023 Commissioner, PT Digital Aplikasi Solusi (Digiverse)
- 2020 Commissioner, PT MDI

Work Experiences

- 2020 - 2023 Commissioner, PT Sigma Cipta Caraka
- 2020 - 2023 President Commissioner, PT MDI
- 2020 - 2023 President Commissioner, PT Metranet
- 2011 - 2020 Co-Founder & President, Bukalapak
- 2011 - 2014 President Director, Suitmedia
- 2009 - 2011 Consultant, The Boston Consulting Group (BCG)

BUDI SETYAWAN WIJAYA
Director of Strategic Portfolio



Age

51 years old

Citizenship

Indonesian

Domicile

Bandung, Indonesia

Educations

- 2003 Master degree in Management, Institut Manajemen Telkom, Indonesia
- 1996 Bachelor degree in Technical and Industrial Management, Institut Teknologi Telkom, Indonesia

Basis of Appointment

Annual General Meeting of Shareholders (AGMS) of Telkom on June 19, 2020

Current Double Position

- 2023 Commissioner, PT Sigma Cipta Caraka
- 2020 Member of the Board of Trustees, Telkom Education Foundation

Work Experiences

- 2022 President Commissioner, PT Multimedia Nusantara
- 2020 President Commissioner, PT Sigma Cipta Caraka
- 2020 President Commissioner, PT Jalin Pembayaran Nusantara
- 2017 - 2020 President Director, PT Admedika
- 2015 - 2017 President Director, PT MD Media
- 2013 - 2015 President Director, PT Melon Indonesia

AFRIWANDI

Director of Human Capital Management

**Age**

52 years old

Citizenship

Indonesian

Domicile

Bekasi, Indonesia

Educations

- 2011 Master degree in Management, Universitas Islam Sumatera Utara, Indonesia
- 1995 Bachelor degree in Industrial Engineering, Institut Teknologi Telkom, Indonesia

Basis of Appointment

Annual General Meeting of Shareholders (AGMS) of Telkom on June 19, 2020

Current Double Position

Do not have double position

Work Experiences

- 2020 - 2023 President Commissioner, Infomedia
- 2020 - 2023 Chairman of the Supervisory Board, Telkom Pension Fund
- 2015 - 2020 SVP Corporate Secretary, PT Telkom Indonesia (Persero) Tbk
- 2015 Advisor CEO, PT Telkom Indonesia (Persero) Tbk
- 2014 - 2015 Executive General Manager Regional VII, PT Telkom Indonesia (Persero) Tbk
- 2013 - 2014 Deputy EGM of Business Service Division, PT Telkom Indonesia (Persero) Tbk
- 2012 - 2013 GM of National Segment of Welfare Service Unit, PT Telkom Indonesia (Persero) Tbk
- 2012 GM Enterprise Regional Barat, PT Telkom Indonesia (Persero) Tbk
- 2011 - 2012 GM Enterprise Regional 2, PT Telkom Indonesia (Persero) Tbk
- 2008 - 2011 GM Enterprise Regional 1, PT Telkom Indonesia (Persero) Tbk

BOGI WITJAKSONO

Director of Wholesale & International Service

**Age**

56 years old

Citizenship

Indonesian

Domicile

Bogor, Indonesia

Educations

- 1995 Master degree in Telecommunication Engineering, Institut Teknologi Bandung, Indonesia
- 1989 Bachelor degree in Electrical Engineering, Institut Teknologi Sepuluh Nopember, Indonesia

Basis of Appointment

Annual General Meeting of Shareholders (AGMS) of Telkom on May 28, 2021

Current Double Position

- 2022 Commissioner, PT Telkom Data Ekosistem (NeutraDC)
- 2022 Commissioner, PT Telkom Satelit (Telkomsat)
- 2021 Commissioner, PT Telekomunikasi Indonesia International (Telin)

Work Experiences

- 2021 - 2023 President Commissioner, PT Telkom Infra
- 2019 - 2020 Director of Enterprise & Business Service, PT Telkom Indonesia (Persero) Tbk
- 2019 - 2020 President Commissioner, PT Telkom Satelit
- 2019 - 2020 Commissioner, PT Telkom Metra
- 2018 - 2019 Deputy President Director/COO, PT Telkom Satelit
- 2015 - 2019 President Director, PT Patrasat
- 2012 - 2019 Managing Director, PT Metrasat
- 2009 - 2012 General Manager of Operations, PT Metrasat

HONESTI BASYIR

Director of Group Business Development



Age

55 years old

Citizenship

Indonesian

Domicile

Jakarta, Indonesia

Educations

- 2002 Magister Corporate Finance, Institut Manajemen Telkom, Indonesia
- 1992 Bachelor degree in Industrial Engineering, Institut Teknologi Bandung, Indonesia

Basis of Appointment

Annual General Meeting of Shareholders (AGMS) of Telkom on May 30, 2023

Current Double Position

Do not have double position

Work Experiences

- 2019 - 2023 President Director, PT Bio Farma (Persero)
- 2017 - 2019 President Director, PT Kimia Farma Tbk
- 2014 - 2017 Director of Wholesale and International Service, PT Telkom Indonesia (Persero) Tbk
- 2012 - 2014 Director of Finance, PT Telkom Indonesia (Persero) Tbk

DIRECTORS AFFILIATIONS AND RELATIONSHIPS

Telkom discloses the affiliation relationship between members of the Board of Directors and fellow members of the Board of Directors, Commissioners, and major and controlling shareholders, including the names of affiliated parties in accordance with the principle of transparency in the implementation of good corporate governance or GCG.

Name	Position	Financial Affiliation with			Family Affiliation with		
		BoC	BoD	Major & Controlling Shareholder ⁽¹⁾	BoC	BoD	Major & Controlling Shareholder ⁽¹⁾
Ririek Adriansyah	President Director	No	No	No	No	No	No
Heri Supriadi	Director of Finance and Risk Management	No	No	No	No	No	No
FM Venusiana R	Director of Enterprise & Business Service	No	No	No	No	No	No
Herlan Wijanarko	Director of Network & IT Solution	No	No	No	No	No	No
Muhamad Fajrin Rasyid	Director of Digital Business	No	No	No	No	No	No
Budi Setyawan Wijaya	Director of Strategic Portfolio	No	No	No	No	No	No
Afriwandi	Director of Human Capital Management	No	No	No	No	No	No
Bogi Witjaksono	Director of Wholesale & International Service	No	No	No	No	No	No
Honesti Basyir ⁽²⁾	Director of Group Business Development	No	No	No	No	No	No

Remarks:

⁽¹⁾ Controlling Shareholder in this matter is the Indonesian government represented by the Ministry of State-Owned Enterprises as the primary shareholder.

⁽²⁾ Serving since May 30, 2023 according to the result of Telkom AGMS Year 2022.

BOARD OF DIRECTORS' COMPOSITION

Based on Annual General Meeting of Shareholders (AGMS) on May 30, 2023, there were several decisions to change the composition of members of the Board of Directors which determined:

1. Transferring assignment of FM Venusiana R which from the beginning as Director of Consumer Service to Director of Enterprise & Business Service.
2. Appointed Honesti Basyir as Director of Group Business Development.

Thus, the composition members of Telkom's Board of Directors as of December 31, 2023 are as follow:

Before the Change	After the Change (as of December 31, 2023)
Ririek Adriansyah President Director	Ririek Adriansyah President Director
Budi Setyawan Wijaya Director of Strategic Portfolio	Budi Setyawan Wijaya Director of Strategic Portfolio
Heri Supriadi Director of Finance and Risk Management	Heri Supriadi Director of Finance and Risk Management
Herlan Wijanarko Director of Network & IT Solution	Herlan Wijanarko Director of Network & IT Solution
Bogi Witjaksono Director of Wholesale & International Service	Bogi Witjaksono Director of Wholesale & International Service
Muhamad Fajrin Rasyid Director of Digital Business	Muhamad Fajrin Rasyid Director of Digital Business
Afriwandi Director of Human Capital Management	Afriwandi Director of Human Capital Management
FM Venusiana R Director of Consumer Service and PLT Director of Enterprise & Business Service	FM Venusiana R Director of Enterprise & Business Service
	Honesti Basyir Director of Group Business Development

There is no change in composition of the Board of Directors' members after the financial year ends until the deadline for submitting the Annual Report.

PROFILE OF THE SENIOR VICE PRESIDENT

INDRAWAN DITAPRADANA

SVP Corporate Secretary



Age

50 years old

Citizenship

Indonesian

Domicile

Jakarta, Indonesia

Serving since

October 1, 2020

Educations

- 2012 Master degree in Management, Universitas Gadjah Mada, Indonesia
- 1997 Bachelor degree in Electrical Engineering, Institut Teknologi Telkom, Indonesia

AHMAD REZA

SVP Corporate Communication & Investor Relation



Age

46 years old

Citizenship

Indonesian

Domicile

Jakarta, Indonesia

Serving since

October 1, 2020

Educations

- 2001 Bachelor degree in Economics, STIE IBII (Kwik Kian Gie Business School), Indonesia

DARU MULYAWAN

SVP Internal Audit



Age

52 years old

Citizenship

Indonesian

Domicile

South Tangerang, Indonesia

Serving since

July 1, 2022

Educations

- 1996 Bachelor degree in Accounting, Universitas Diponegoro, Indonesia

JEMY VESTIUS CONFIDO

SVP Group Corporate Transformation



Age

48 years old

Citizenship

Indonesian

Domicile

Jakarta, Indonesia

Serving since

January 1, 2024

Educations

- 2019 Doctoral degree in Business Law, Universitas Pelita Harapan, Indonesia
- 2019 Doctoral degree in Management, Institut Teknologi Bandung, Indonesia
- 1999 Master of Science in Engineering Management, TUFTS University, United States of America
- 1997 Bachelor degree in Industrial Engineering, Sekolah Tinggi Teknologi Telkom, Indonesia

JATI WIDAGDO

SVP Risk Management



Age

50 years old

Citizenship

Indonesian

Domicile

Jakarta, Indonesia

Serving since

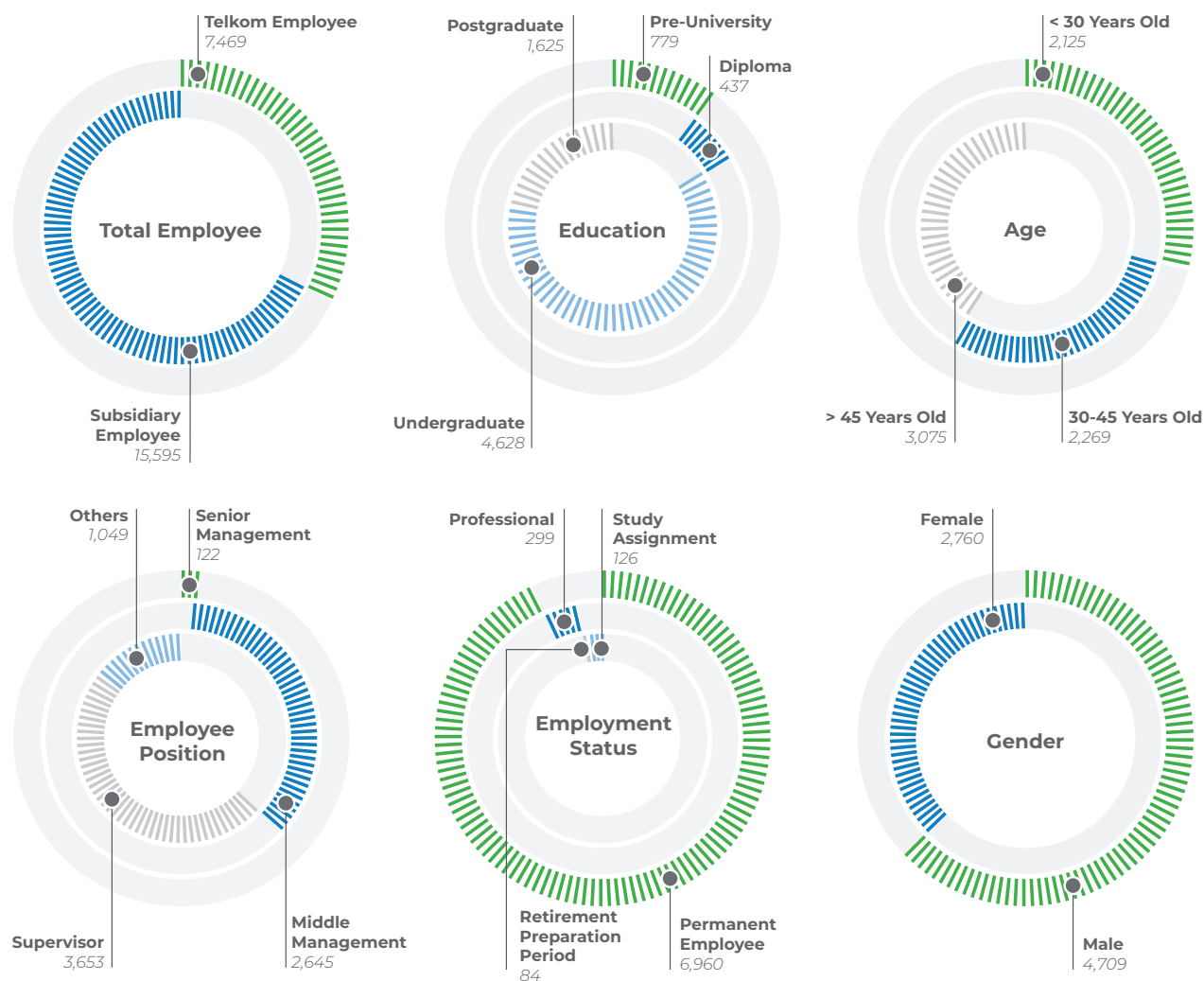
August 1, 2021

Educations

- 1996 Bachelor degree in Industrial Engineering, Institut Teknologi Telkom, Indonesia

PROFILE OF TELKOM EMPLOYEES

Employees make a major contribution to the successful achievement of Company's vision and mission. For this reason, TelkomGroup encourages all its employees to have high agility in their work and carry out employee engagement to support the transition to a digital telecommunication company. TelkomGroup management always guarantees the creation of work environment that is professional, safe, comfortable, and without discrimination, so that all TelkomGroup employees can work wholeheartedly and carry out management directions well.



At the end of 2023, Telkom is recorded to have 23,064 employees, consisting of 7,469 employees from the parent company and 15,595 employees from subsidiaries. When compared to 2022, the number of TelkomGroup employees in 2023 decreased by 729 people or 3%. During 2023, Telkom did not release employees before retirement.

Number of Telkom and Subsidiaries Employees in the Last 3 Years

Description	2023	2022	2021
Telkom Employee	7,469	8,919	8,789
Subsidiary Employee	15,595	14,874	14,967
Total	23,064	23,793	23,756

NUMBER OF EMPLOYEES BASED ON EDUCATION LEVEL AND AGE DISTRIBUTION

At the end of 2023, the largest proportion of education level of TelkomGroup employees will be at undergraduate level, amounting to 68% or 15,624 people. The following table present TelkomGroup employee data based on education level, namely pre-university, diploma, undergraduate, and postgraduate from 2021 - 2023.

Number of Telkom and Subsidiary Employees Based on Education Level

Education Level	2023				2022		2021	
	Telkom	Subsidiary	Total	%	Total	%	Total	%
Pre-University	779	1,284	2,063	8.9	2,276	9.6	2,524	10.6
Diploma	437	1,742	2,179	9.5	2,492	10.5	2,651	11.2
Undergraduate	4,628	10,996	15,624	67.7	15,837	66.6	15,415	64.9
Postgraduate (Master and Doctorate)	1,625	1,573	3,198	13.9	3,188	13.4	3,166	13.3
Total	7,469	15,595	23,064	100.0	23,793	100.0	23,756	100.0

Next, a grouping of employees based on age is presented. As of the end of 2023, Telkom has 73.4% or 16,925 employees who are under 45 years old. When compared to the previous period, this number decreased by 1%.

Number of Telkom and Subsidiary Employees Based on Age

Age	2023				2022		2021	
	Telkom	Subsidiary	Total	%	Total	%	Total	%
< 30 years	2,125	2,797	4,922	21.3	5,401	22.7	5,754	24.2
30 - 45 years	2,269	9,734	12,003	52.0	11,681	49.1	11,065	46.6
> 45 years	3,075	3,064	6,139	26.6	6,711	28.2	6,937	29.2
Total	7,469	15,595	23,064	100.0	23,793	100.0	23,756	100.0

NUMBER OF EMPLOYEES BY POSITION AND EMPLOYMENT STATUS

TelkomGroup has several positions, namely senior management, middle management, supervisor, and other position under supervisor. At the end of 2023, the highest number of employees of Telkom and its subsidiaries were at the supervisory level as many as 12,331 people, decreased by 2.38% or 301 employees compared to the previous period.

Number of Telkom and Subsidiary Employees Based on Position

Employee Position	2023				2022		2021	
	Telkom	Subsidiary	Total	%	Total	%	Total	%
Senior Management	122	185	307	1.3	322	1.4	319	1.4
Middle Management	2,645	3,510	6,155	26.7	6,209	26.1	6,039	25.4
Supervisor	3,653	8,678	12,331	53.5	12,632	53.1	12,213	51.4
Others	1,049	3,222	4,271	18.5	4,630	19.5	5,185	21.8
Total	7,469	15,595	23,064	100.0	23,793	100.0	23,756	100.0

Furthermore, in terms of employment status, as of December 31, 2023 TelkomGroup has 20,605 permanent employees or 89.34% of the total employees. Meanwhile, non-permanent employees are divided into 2 categories, namely Professional and Rehire, with total number of 2,459 people or by 10.66% of total employees.

Number of Telkom and Subsidiary Employees Based on Employment Status

Employment Status	2023				2022		2021	
	Telkom	Subsidiary	Total	%	Total	%	Total	%
Permanent Employee	6,960	13,402	20,362	88.3	20,869	87.7	20,829	87.7
Professional	299	2,136	2,435	10.6	2,531	10.7	2,585	10.9
Rehire	-	24	24	0.1	311	1.3	287	1.2
Retirement Preparation Period	84	26	110	0.5	58	0.2	33	0.1
Study Assignment	126	7	133	0.6	24	0.1	22	0.1
Total	7,469	15,595	23,064	100.0	23,793	100.0	23,756	100.0

GENDER EQUALITY ASSURANCE AND NUMBER OF EMPLOYEES BASED ON GENDER

TelkomGroup guarantees gender equality in its Company's operating environment, in line with Resolution of the Board of Directors PD.201.01/r.00/PS150/COP-B0400000.2014 dated May 6, 2014 regarding Business Ethics within TelkomGroup. At the end of 2023, TelkomGroup has 16,019 male employees and 7,045 female employees. Even though the number of male employees is greater, TelkomGroup does not have a policy to set quota for the number of employees based on gender or discriminate against one gender. However, based on the characteristics of the industry, the interest of men to work in the telecommunications sector is higher than women.

Number of Telkom and Subsidiary Employees Based on Gender

Gender	2023				2022		2021	
	Telkom	Subsidiary	Total	%	Total	%	Total	%
Male	4,709	11,310	16,019	69.5	16,654	70.0	16,847	70.9
Female	2,760	4,285	7,045	30.6	7,139	30.0	6,909	29.1
Total	7,469	15,595	23,064	100.0	23,793	100.0	23,756	100.0

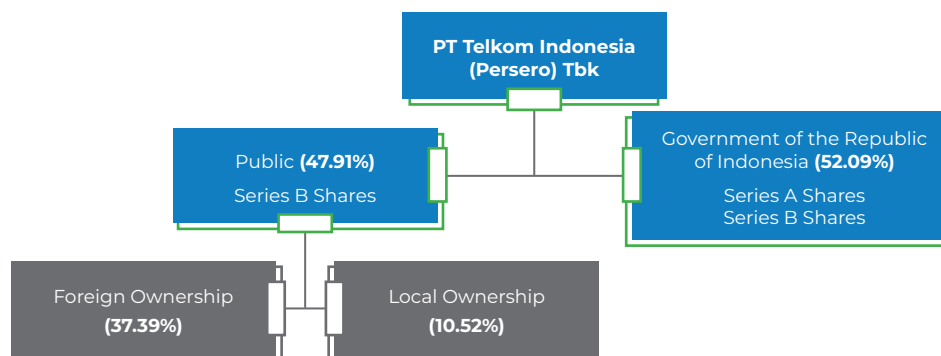
The next table shows the seriousness of TelkomGroup in implementing gender equality in the work environment both men and women who have the capability and competence have the right to occupy any position in the Company. In the 2023 period, there are 37 women occupying Senior Management positions, 1,371 people occupying Middle Management positions, 3,712 people occupying supervisory positions, and 1,925 persons occupying other positions.

Number of Telkom and Subsidiary Employees Based on Position and Gender

Employee Position	Telkom			Subsidiary			Total		
	Male	Female	Total	Male	Female	Total	Male	Female	Total
Senior Management	104	18	122	166	19	185	270	37	307
Middle Management	1,834	811	2,645	2,950	560	3,510	4,784	1,371	6,155
Supervisor	2,239	1,414	3,653	6,380	2,298	8,678	8,619	3,712	12,331
Others	532	517	1,049	1,814	1,408	3,222	2,346	1,925	4,271
Total	4,709	2,760	7,469	11,310	4,285	15,595	16,019	7,045	23,064

SHAREHOLDERS COMPOSITION

Telkom's shareholder structure as of December 31, 2023 can be seen in the following diagram.



The authorized capital issued and fully paid by Telkom is 99,062,216,600 shares. These shares are divided into 1 Series A Dwiwarna share which is only owned by the Government of the Republic of Indonesia and 99,062,216,599 Series B shares (common shares). The main and controlling shareholder of Telkom is the Government of the Republic of Indonesia which has a percentage of share ownership of 52.09%.

Composition of Shareholders Telkom as of December 31, 2023

Shareholders	Series A Dwiwarna	Series B Ordinary Shares	%
The Government of the Republic of Indonesia	1	51,602,353,559	52.09
Public	-	47,459,863,040	47.91
Total	1	99,062,216,599	100.00

The following tables present the composition of Telkom shareholders in more detail.

1. Shareholders with More than 5% Ownership (Major/Controlling Shareholders)

Type of Share	Individual or Group Identity	January 1, 2023		December 31, 2023	
		Total Shares	%	Total Shares	%
Series A	The Government of the Republic of Indonesia	1	0	1	0
Series B	The Government of the Republic of Indonesia	51,602,353,559	52.09	51,602,353,559	52.09

2. Ownership of Shares by Directors and the Board of Commissioners

On December 31, 2023 there are no Commissioner or Director which has more than 1.0% of Telkom shares.

BoC and BoD		January 1, 2023		December 31, 2023	
		Total Shares	%	Total Shares	%
Board of Commissioners	Bambang Permadi Soemantri	-	-	-	-
	Brodjonegoro	-	-	-	-
	Wawan Iriawan	-	-	-	-
	Bono Daru Adji	-	-	-	-
	Abdi Negara Nurdin	-	-	-	-

BoC and BoD		January 1, 2023		December 31, 2023	
		Total Shares	%	Total Shares	%
	Marcelino Rumambo Pandin	-	-	1,968,000	<0.01
	Ismail	-	-	1,968,000	<0.01
	Rizal Mallarangeng	-	-	1,968,000	<0.01
	Isa Rachmatarwata	-	-	1,968,000	<0.01
	Arya Mahendra Sinulingga	87,500	<0.01	2,014,800	<0.01
	Silmy Karim	-	-	-	-
Board of Directors	Ririek Adriansyah	1,156,955	<0.01	6,016,355	<0.01
	Heri Supriadi	40,000	<0.01	4,170,400	<0.01
	FM Venusiana R	-	-	7,806,900	<0.01
	Herlan Wijanarko	42,500	<0.01	4,172,900	<0.01
	Muhamad Fajrin Rasyid	-	-	4,130,400	<0.01
	Budi Setyawan Wijaya	275,000	<0.01	4,585,400	<0.01
	Afriwandi	42,500	<0.01	4,172,900	<0.01
	Bogi Witjaksono	-	-	4,130,400	<0.01
	Honesti Basyir	-	-	370,544	<0.01

3. Percentage of Indirect Ownership of Shares of Issuers or Public Companies by Members of the Board of Directors and Members of the Board of Commissioners at the Beginning and End of Financial Year

All members of the Board of Directors and/or the entire Board of Commissioners do not own shares of issuers or public companies indirectly at the beginning and end of 2023.

4. Shareholders with Less than 5% Ownership

Telkom Shareholders with Individual Ownership Less than 5%, as of December 31, 2023.

Description		January 1, 2023		December 31, 2023	
		Total Shares	%	Total Shares	%
Foreign	Business/Institution	37,027,407,617	37.38	37,017,581,228	37.37
	Individual	16,925,500	0.02	16,870,800	0.02
Local	Business/Institution				
	Pensions Funds	3,531,262,544	3.56	3,858,668,094	3.90
	Mutual Fund	2,592,846,400	2.62	2,457,790,575	2.48
	Insurance Company	2,663,197,893	2.69	2,442,919,996	2.47
	Limited Liability	175,105,807	0.18	139,068,231	0.14
	Others	97,124,250	0.10	136,440,950	0.14
	Individual	1,355,993,029	1.37	1,390,523,166	1.40
Total		47,459,863,040	47.91	47,459,863,040	47.91

5. Percentage of Shares Owned by Domestic and Foreign

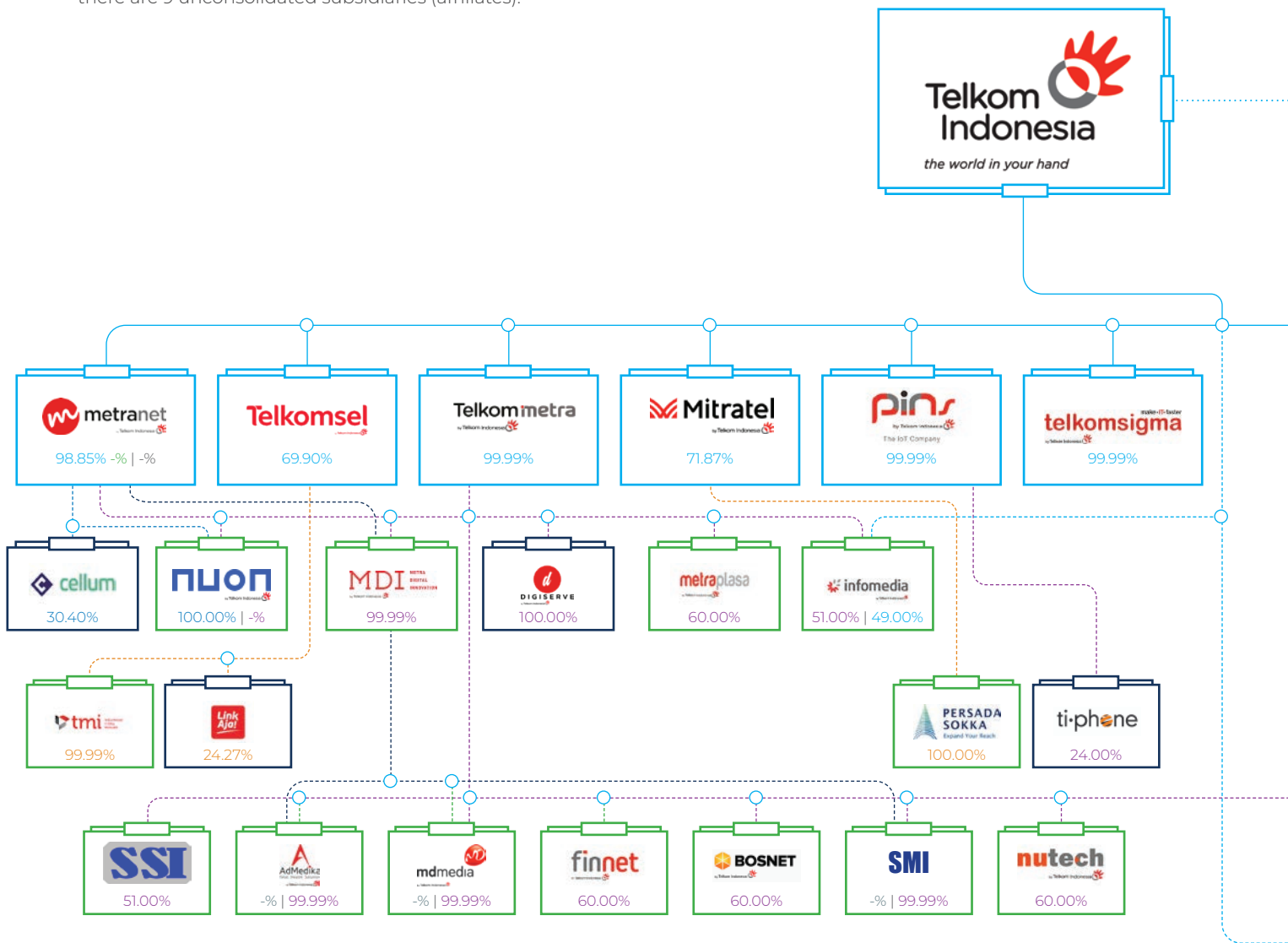
As of December 31, 2023, 180,077 shareholders (including the Government of the Republic of Indonesia) were registered as ordinary shareholders. From this amount, 37,034,452,028 common shares are owned by 2,412 overseas shareholders or 37.39%. In addition, there are 68 ADS shareholders who own 39,734,520 ADS (1 ADS is equivalent to 100 common shares).

6. List of 20 Largest Public Shareholders

No	Institution	%
1.	CITIBANK SINGAPORE S/A GOVERNMENT OF SINGAPORE	2.99
2.	DJS KETENAGAKERJAAN PROGRAM JHT	2.39
3.	BNYM RE BNYMLB RE EMPLOYESS PROVIDENFD BOARD-2039927326	1.41
4.	THE NT TST CO S/A HARDING LOEVNER FUND, INC. INTERNATIONAL EQUITY PORTFOLIO	0.70
5.	JPMCB NA RE-VANGUARD TOTAL INTERNATIONAL STOCK INDEX FUND	0.64
6.	JPMCB NA RE-VANGUARD EMERGING MARKETS STOCK INDEX FUND	0.63
7.	JPMCB NA RE-NEW WORLD FUND, INC	0.57
8.	CITIBANK SINGAPORE S/A MONETARY AUTHORITY OF SPORE	0.45
9.	THE NT TST CO S/A WGI EMERGING MARKETS FUND, LLC	0.45
10.	STATE STREET BANK-ISHARES CORE MSCI EMERGING MARKET ETF	0.44
11.	DJS KETENAGAKERJAAN PROGRAM JP	0.42
12.	BNYMSANV RE BNYM RE PEOPLE'S BANK OF CHINA	0.42
13.	HSBC BANK PLC S/A KUWAIT INVESTMENT AUTHORITY	0.31
14.	JPMCB NA RE-VANGUARD FIDUCIARY TRUST COMPANY INSTITUSIONAL TOTAL INTERNATIONALS	0.30
15.	STATE STREET BANK-MFS EMERGING MARKETS EQUITY FUND	0.29
16.	JPMSE LUX RE UCITS CLT RE-JP MORGAN FUND	0.28
17.	HSBC BK PLC S/A THE PRUDENTIAL ASSURANCE CO LTD	0.27
18.	JPMCB NA RE-BLACKROCK INST TR CO N A INVESTMENT FDS FOR EMPLOYEE BENEFIT TRUST	0.27
19.	BNYMSANV RE BNYMIL RE FSI ICVC – STEWART INV APLSF-2039846536	0.26
20.	JPMSE LUX RE UCITS CLT RE-JP MORGAN INVESTMENT FUNDS	0.25

SUBSIDIARIES, ASSOCIATED COMPANIES, AND JOINT VENTURES

As of December 31, 2023, Telkom has 45 subsidiaries with direct and indirect ownership and an ownership percentage of more than 50%, so that its Financial Statements are consolidated with Telkom as the parent company. In addition, there are 9 unconsolidated subsidiaries (affiliates).



Description:

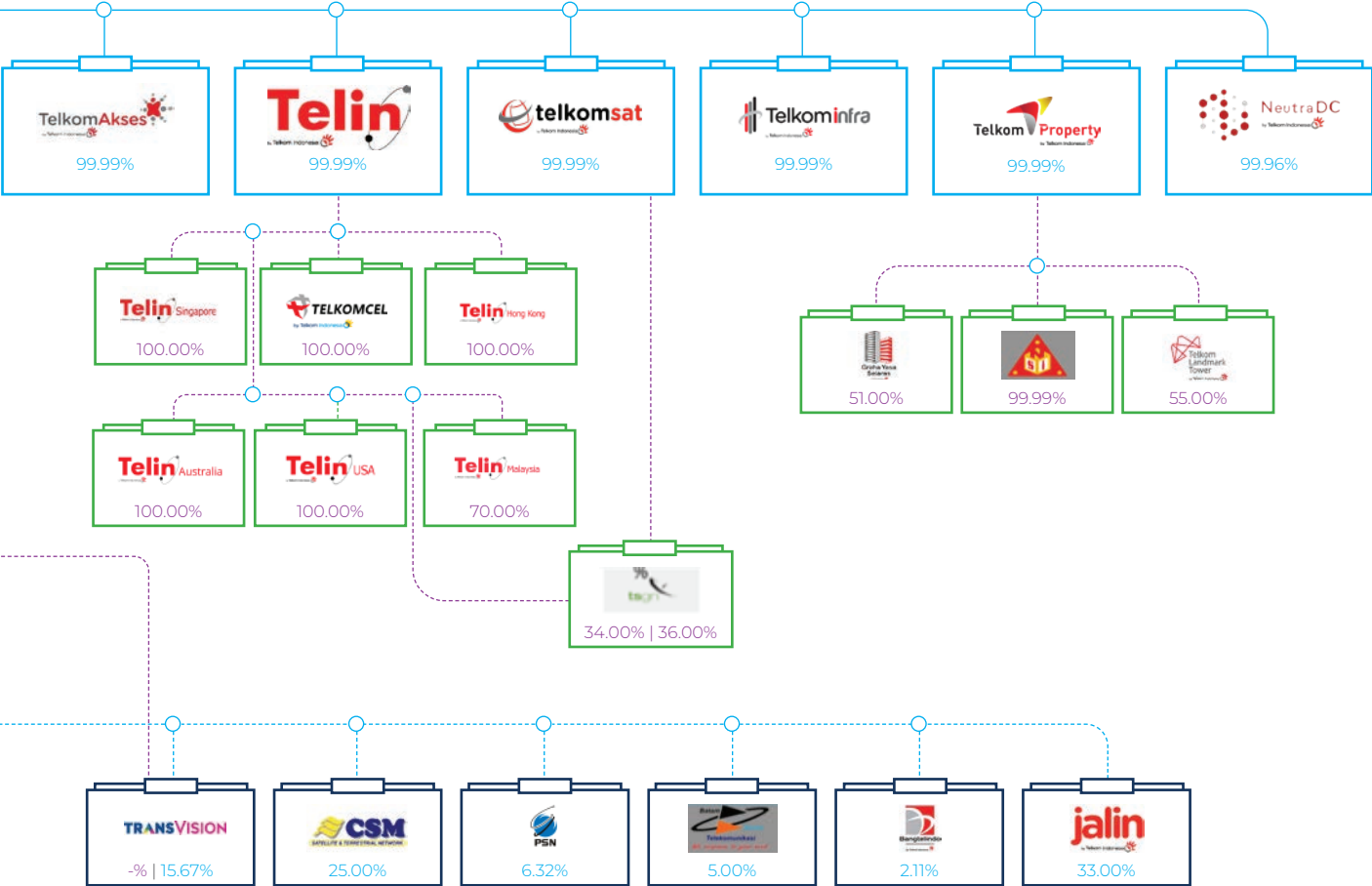
- Direct Ownership (Consolidated)
- Indirect Ownership (Consolidated)
- Unconsolidated



The Government of the Republic of Indonesia
52.09%



Public
47.91%



As of December 31, 2023, Telkom has consolidated its Financial Statements for all subsidiaries that are owned directly or indirectly.

SUBSIDIARIES WITH DIRECT OWNERSHIP

Company	Share Ownership	Business Field	Operational Status	Total Asset (Rp billion)	Address
PT Telekomunikasi Selular (Telkomsel) Jakarta, Indonesia	69.90%	Telecommunication - provides telecommunication facilities and mobile cellular services using Global Systems for Mobile Communication (GSM) technology	Operating	112,966	Telkomsel Smart Office Telkom Landmark Tower 1 st - 20 th floor, The Telkom Hub Jl. Jend. Gatot Subroto Kav. 52 Jakarta 12710, Indonesia
PT Dayamitra Telekomunikasi (Mitratel) Jakarta, Indonesia	72%	Leasing telecommunication towers and other telecommunications services	Operating	57,010	Telkom Landmark Tower 25 th - 27 th floor, The Telkom Hub Jl. Jend. Gatot Subroto Kav. 52 Jakarta 12710, Indonesia
PT Multimedia Nusantara (Metra) Jakarta, Indonesia	100%	Network telecommunication services and multimedia	Operating	18,457	Telkom Landmark Tower 22 nd & 4 th floor, The Telkom Hub Jl. Jend. Gatot Subroto Kav. 52 Jakarta 12710, Indonesia
PT Telekomunikasi Indonesia International (Telin) Jakarta, Indonesia	100%	Telecommunication	Operating	15,175	Telkom Landmark Tower 16 th - 17 th floor, The Telkom Hub Jl. Jend. Gatot Subroto Kav. 52 Jakarta, 12710, Indonesia
PT Telkom Satelit Indonesia (Telkomsat) Jakarta, Indonesia	100%	Telecommunication - provide satellite communication system, services, and facilities	Operating	7,938	Telkom Landmark Tower 21 st floor, The Telkom Hub Jl. Jend. Gatot Subroto Kav. 52 Jakarta 12710, Indonesia
PT Sigma Cipta Caraka Tangerang, Indonesia	100%	Information technology service - system implementation and integration service, outsourcing, and software license maintenance	Operating	7,616	Telkom Landmark Tower 23 rd floor, The Telkom Hub Jl. Jend. Gatot Subroto Kav. 52 Jakarta 12710, Indonesia

Company	Share Ownership	Business Field	Operational Status	Total Asset (Rp billion)	Address
PT Graha Sarana Duta Jakarta, Indonesia	100%	Leasing of offices and providing building management and maintenance services, civil consultant, and developer	Operating	5,614	Graha Telkom Property Jl. Kebon Sirih No. 10, Central Jakarta, 10110, Indonesia
PT Telkom Akses Jakarta, Indonesia	100%	Construction, service, and trade in the field of telecommunication	Operating	4,777	Telkom Building, West Jakarta Jl. S. Parman Kav. 8 West Jakarta, 11440, Indonesia
PT Telkom Data Ekosistem, Indonesia PT Metra-Net Jakarta, Indonesia	100%	Data center	Operating	4,059	Graha Telkomsigma 5 th floor Jl. Kapten Subijanto DJ BSD City, South Tangerang, Banten 15321, Indonesia
PT Metra-Net Jakarta, Indonesia	100%	Multimedia portal service	Operating	1,654	Mulia Business Park, J Building Jl. Letjen MT Haryono Kav. 58 - 60 Pancoran, Jakarta, 12780, Indonesia
PT Infrastruktur Telekomunikasi Indonesia (Telkom Infra) Jakarta, Indonesia	100%	Construction, service, and trade in the field of telecommunication	Operating	1,261	Telkom Landmark Tower 19 th floor, The Telkom Hub Jl. Jend. Gatot Subroto Kav. 52 Jakarta 12710, Indonesia
PT PINS Indonesia Jakarta, Indonesia	100%	Telecommunication construction and services	Operating	775	Telkom Landmark Tower 42 nd floor, The Telkom Hub Jl. Jend. Gatot Subroto Kav. 52 Jakarta 12710, Indonesia
PT Napsindo Primatel Internasional Jakarta, Indonesia	60%	Telecommunication – provides Network Access Point (NAP), Voice Over Data (VOD) and other related services	Ceased operations on January 13, 2006	5	-
PT Telkom Infrastruktur Indonesia Jakarta, Indonesia	100%	Network & telecommunication service, informatic and asset optimization	Not yet operational	-	Telkom Landmark Tower, The Telkom Hub Jl. Jend. Gatot Subroto Kav. 52, Jakarta, 12710, Indonesia

SUBSIDIARIES WITH INDIRECT OWNERSHIP

Company	Share Ownership	Business Field	Operational Status	Total Asset (Rp billion)	Address
PT Metra Digital Investama Jakarta, Indonesia	100%	Trading and/ or providing services related to information and technology, multimedia, entertainment, and investment	Operating	8,556	Telkom Landmark Tower 2 ^{1st} floor, The Telkom Hub Jl. Jend. Gatot Subroto Kav. 52 Jakarta 12710, Indonesia
Telekomunikasi Indonesia International Ltd., Hong Kong	100%	Telecommunication	Operating	3,842	Suite 905, 9/F, Ocean Centre, 5 Canton Road, Tsim Sha Tsui, Kowloon, Hong Kong
Telekomunikasi Indonesia International Pte. Ltd. Singapura	100%	Telecommunication	Operating	3,499	Maritime Square, #09-63 Harbour Front Centre, Singapore – 099253
PT Infomedia Nusantara Jakarta, Indonesia	100%	Data and information service - provide telecommunication information service and other information services in the form of print and electronic media and call center service	Operating	2,243	PT Infomedia Nusantara Head Office Jl. RS. Fatmawati 77-81 Jakarta, 12150, Indonesia
PT Telkom Landmark Tower Jakarta, Indonesia	55%	Service for property development and management	Operating	1,986	Telkom Landmark Tower, The Telkom Hub Jl. Jend. Gatot Subroto Kav. 52, Jakarta 12710, Indonesia
PT Finnet Indonesia Jakarta, Indonesia	60%	Information technology services	Information technology services	1,761	Telkom Landmark Tower 18 th floor, The Telkom Hub Jl. Jend. Gatot Subroto Kav. 52 Jakarta 12710, Indonesia
PT Persada Sokka Tama, Jakarta, Indonesia	100%	Providing telecommunication network infrastructure	Operating	1,622	Graha Persada 2, 1 st floor Jl. Kyai Haji Noor Alie No. 89, Kalimalang, Bekasi, West Java 17148, Indonesia
PT Nuon Digital Indonesia Jakarta, Indonesia	100%	Digital content exchange hub services	Operating	1,194	Telkom Landmark Tower 45 th floor, The Telkom Hub Jl. Jend. Gatot Subroto Kav. 52 Jakarta 12710, Indonesia
Telekomunikasi Indonesia International S.A. Dili, Timor Leste	100%	Telecommunication	Operating	1,082	Timor Plaza 4 th floor, Rua Presidente Nicolao Lobato, Comoro, Dili Timor Leste

Company	Share Ownership	Business Field	Operational Status	Total Asset (Rp billion)	Address
PT Telkomsel Mitra Inovasi Jakarta, Indonesia	100%	Business management consulting and capital venture services	Operating	1,020	Telkomsel Smart Office 8 th floor Jl. Gatot Subroto Kav. 52, Jakarta 1270, Indonesia
PT Metra Digital Media Jakarta, Indonesia	100%	Directory information services	Operating	993	Telkom Landmark Tower 18 th floor, The Telkom Hub Jl. Jend. Gatot Subroto Kav. 52, Jakarta 12710 Indonesia
PT Telkomsel Ekosistem Digital ("TED") Jakarta, Indonesia	100%	Information services and multimedia technology, entertainment, and investment	Operating	777	Telkom Landmark Tower Building 1, 3 rd floor Jl. Jend. Gatot Subroto Kav. 52 Jakarta 12710, Indonesia
PT Administrasi Medika Jakarta, Indonesia	100%	Health insurance administration services	Operating	757	STO Telkom Gambir Building C 3 rd floor Jl. Medan Merdeka Selatan, No. 12, Central Jakarta, 10110, Indonesia
PT Teknologi Data Infrastruktur Jakarta, Indonesia	60%	Satellite services	Operating	606	Telkom Landmark Tower 41 st floor, The Telkom Hub Jl. Jend. Gatot Subroto Kav. 52, Jakarta 12710, Indonesia
TS Global Network Sdn. Bhd. Petaling Jaya, Malaysia	70%	Satellite service	Operating	420	Teknorat ½ street, Cyber 3, 6300 Cyberjaya, Selangor Darul Ehsan, Malaysia
PT Swadharma Sarana Informatika Jakarta, Indonesia	51%	Cash Replenishment services and ATM maintenance	Operating	397	St Arteri JORR, No. 70, Jati Melati, Pondok Melati, Bekasi, Indonesia
PT Digital Aplikasi Solusi Jakarta, Indonesia	100%	Communication system services	Operating	341	88 @ Kasablanka, 35 th floor of Jakarta 12870
PT Graha Telkomsigma Jakarta, Indonesia	100%	Management and consulting services	Operating	333	Jl. Kapt. Subijanto Dj. Bumi Serpong Damai Tangerang 15321, Indonesia
PT Nusantara Sukses Investasi Jakarta, Indonesia	100%	Service and trading	Operating	292	Multimedia Tower, Annex Building 2 nd floor Jl. Kebon Sirih No. 10 - 12, Central Jakarta, Indonesia
PT Graha Yasa Selaras Jakarta, Indonesia	51%	Tourism service	Operating	290	Jl. Cimanuk No. 33 Bandung, Indonesia

ABOUT TELKOM

Company	Share Ownership	Business Field	Operational Status	Total Asset (Rp billion)	Address
PT Nutech Integrasi Jakarta, Indonesia	60%	System integrator	Operating	227	Jl. Tanjung Barat Raya, No. 17, Pasar Minggu, South Jakarta, 12510, Indonesia
Telekomunikasi Indonesia International Inc., Los Angeles, USA	100%	Telecommunication	Operating	212	800 Wilshire Boulevard, Suite 620 Los Angeles, California 90017, USA
PT Collega Inti Pratama Jakarta, Indonesia	70%	Trade and services	Operating	191	Gedung Tavalera 6 th - 7 th floor Jl. TB Simatupang Kav. 22 - 26, Jakarta 12430, Indonesia
PT Media Nusantara Data Global Jakarta, Indonesia	55%	Consulting services	Operating	136	Kuningan Barat No. 8, Mampang Prapatan Gedung Cyber-1 South Jakarta, DKI Jakarta 12710, Indonesia
Telekomunikasi Indonesia International (Malaysia) Sdn. Bhd. Kuala Lumpur, Malaysia	70%	Telecommunication	Operating	125	Suite 7 - 3, Level 7, Wisma UOA II No. 21, Jalan Pinang, KLCC, 50450, Kuala Lumpur, Malaysia.
Telekomunikasi Indonesia International Australia Pty. Ltd. Sydney, Australia	100%	Telecommunication	Operating	67	Level 4, 241 Commonwealth Street Surry Hills NSW 2010, Australia
PT Metra TV Jakarta, Indonesia	100%	Subscription broadcasting services	Operating	50	Telkom Landmark Tower 22 nd & 41 st floor, The Telkom Hub Jl. Jend. Gatot Subroto Kav. 52, Jakarta 12710, Indonesia
PT Pojok Celebes Mandiri Jakarta, Indonesia	100%	Travel agency services	Operating	44	Plasa TelkomGroup 2 nd floor Jl. RS. Fatmawati No. 65, Cilandak Barat South Jakarta, 12430, Indonesia
Bosnet Distribution Indonesia Jakarta, Indonesia	60%	Information and communication	Operating	40	Gedung Mayapada Tower 11 th floor (Virtual Office) Jl. Jenderal Sudirman Kav 28, Kel. Karet, Kec. Setiabudi Jakarta, Indonesia
PT Metraplaza Jakarta, Indonesia	60%	Network & e-commerce services	Operating	30	Mulia Business Park, J Building Jl. Letjen MT Haryono Kav. 58 - 60 Pancoran, Jakarta 12780, Indonesia
NeutraDC Singapore	100%	Data center	Not yet operational	-	30 Changi North Way Singapore (498814)

CHRONOLOGY OF STOCKS REGISTRATION

Since November 14, 1995, Telkom shares have been listed and traded in Indonesia Stock Exchange (IDX) with ticker of TLKM and New York Stock Exchange (NYSE) with ticker of TLK.

Date	Corporate Actions	Price (Rp/Sheet)		Composition of Share Ownership	
		Nominal	Bid	Government of Republic of Indonesia	Public
13/11/1995	Pre-Initial Public Offering	500	2,050	8,400,000,000	-
	Sale of Shares Held by Government			(933,334,000)	933,334,000
	Telkom Right Issue			-	933,333,000
	Composition of Share Ownership			7,466,666,000	1,866,667,000
11/12/1996	Government Shares Block Sale	500	3,850	(388,000,000)	388,000,000
	Composition of Share Ownership			7,078,666,000	2,254,667,000
15/05/1997	Government Distributes Incentive Shares to All Public Shareholders	500	3,675	(2,670,300)	2,670,300
	Composition of Share Ownership			7,075,995,700	2,257,337,300
07/05/1999	Government Shares Block Sale	500	3,825	(898,000,000)	898,000,000
	Composition of Share Ownership			6,177,995,700	3,155,337,300
02/08/1999	Distribution of Shares Bonus (Issuance) (Each 50 Shares Gets 4 Shares)	500	3,275	494,239,656	252,426,984
	Composition of Share Ownership			6,672,235,356	3,407,764,284
07/12/2001	Government Shares Block Sale	500	2,700	(1,200,000,000)	1,200,000,000
	Composition of Share Ownership			5,472,235,356	4,607,764,284
16/07/2002	Government Shares Block Sale	500	3,775	(312,000,000)	312,000,000
	Composition of Share Ownership			5,160,235,356	4,919,764,284
01/10/2004	Stock Split with Ratio 1:2	250	4,200	10,320,470,712	9,839,528,568
21/12/2005	Shares Buy Back Program (I) ⁽¹⁾	250	6,050	-	(211,290,500)
	Composition of Share Ownership			10,320,470,712	9,628,238,068
29/06/2007	Shares Buy Back Program (II) ⁽²⁾	250	9,850	-	(215,000,000)
	Composition of Share Ownership			10,320,470,712	9,413,238,068
20/06/2008	Shares Buy Back Program (III) ⁽³⁾	250	7,750	-	(64,284,000)
	Composition of Share Ownership			10,320,470,712	9,348,954,068
19/05/2011	Shares Buy Back Program (IV) ⁽⁴⁾	250	7,600	-	(520,355,960)
	Composition of Share Ownership			10,320,470,712	8,828,598,108
14/06/2013	Transfer of Shares Buy Back Program III to Employees through ESOP Program	250	10,550	-	59,811,400
	Composition of Share Ownership			10,320,470,712	8,888,409,508

Date	Corporate Actions	Price (Rp/Sheet)		Composition of Share Ownership	
		Nominal	Bid	Government of Republic of Indonesia	Public
30/07/2013	Transfer of Shares Buy Back Program I through Private Placement	250	11,750	-	211,290,500
	Composition of Share Ownership			10,320,470,712	9,099,700,008
02/09/2013	Stock Split with Ratio 1:5	50	2,150	51,602,353,560	45,498,500,040
13/06/2014	Transfer of Shares Buy Back Program II through Private Placement	50	2,440	-	1,075,000,000
	Composition of Share Ownership			51,602,353,560	46,573,500,040
21/12/2015	Transfer of Remaining Shares Buy Back Program III through Private Placement	50	3,110	-	22,363,000
	Composition of Share Ownership			51,602,353,560	46,595,863,040
29/06/2016	Transfer of Remaining Shares Buy Back Program IV through Private Placement	50	3,970	-	864,000,000
	Composition of Share Ownership			51,602,353,560	47,459,863,040
2017	No corporate action	-	-	-	-
	Composition of Share Ownership			51,602,353,560	47,459,863,040
02/07/2018	Transfer of Treasury Stock through Withdrawal by way of Capital Reduction	50	3,750	-	1,737,779,800
	Composition of Share Ownership			51,602,353,560	47,459,863,040
2019	No corporate action	-	-	-	-
	Composition of Share Ownership			51,602,353,560	47,459,863,040
2020	No corporate action	-	-	-	-
	Composition of Share Ownership			51,602,353,560	47,459,863,040
2021	No corporate action	-	-	-	-
	Share Ownership Composition			51,602,353,560	47,459,863,040
2022	No corporate action	-	-	-	-
	Share Ownership Composition			51,602,353,560	47,459,863,040
2023	No corporate action	-	-	-	-
	Share Ownership Composition			51,602,353,560	47,459,863,040

Remarks:

- (1) First shares buy back program began on December 21, 2005 (simultaneously with the EGMS when the program was approved) and ended in June 2007.
- (2) Second shares buy back program began on June 29, 2007 (simultaneously with the EGMS when the program was approved) and ended in June 2008.
- (3) Third shares buy back program began on June 20, 2008 (simultaneously with the EGMS when the program was approved) and ended in December 2009.
- (4) Fourth shares buy back program began on May 19, 2011 (simultaneously with the AGMS when the program was approved) and ended in November 2012.

CHRONOLOGY OF OTHER SECURITIES REGISTRATION

On July 16, 2002, Telkom issued its first bonds with a value of Rp1,000 billion with a tenor of 5 years on Surabaya Stock Exchange. Telkom has fulfilled its obligations on the bonds on the maturity date, namely July 16, 2007. Then on June 25, 2010, Telkom issued its second bond consisting of Series A worth Rp1,005 billion with a tenor of 5 years and Series B worth Rp1,995 billion with a tenor of 10 years. These two bonds were issued on IDX and were paid in full on their maturity dates, namely July 6, 2015 and July 6, 2020.

Furthermore, Telkom issued Phase I Sustainable Bonds I on June 16, 2015, consisting of Series A worth Rp2,200 billion with a tenor of 7 years, Series B worth Rp2,100 billion with a tenor of 10 years, Series C worth Rp1,200 billion with a tenor of 15 years, and Series D worth Rp1,500 billion with a tenor of 30 years. All of these bonds have been listed and traded on IDX. Series A bonds have been paid in full on the maturity date, namely June 23, 2022.

Bond Name	Amount (Rp million)	Issuance Date	Maturity Date	Period (Year)	Interest Rate	Underwriter	Trustee	Settlement Date
Telkom Bond I 2002	1,000,000	July 16, 2002	July 16, 2007	5	17.00%	PT Danareksa Sekuritas	PT BNI Tbk; PT BRI Tbk	July 16, 2007
Telkom Bond II 2010 Series A	1,005,000	June 25, 2010	July 6, 2015	5	9.60%	PT Bahana Sekuritas; PT Danareksa Sekuritas; PT Mandiri Sekuritas	PT Bank CIMB Niaga Tbk	July 6, 2015
Telkom Bond II 2010 Series B	1,995,000	June 25, 2010	July 6, 2020	10	10.20%	PT Bahana Sekuritas; PT Danareksa Sekuritas; PT Mandiri Sekuritas	PT Bank Tabungan Negara (Persero) Tbk	July 6, 2020
Telkom Shelf Registered Bond I 2015 Series A	2,200,000	June 23, 2015 ⁽¹⁾	June 23, 2022	7	9.93%	PT Bahana Sekuritas; PT Danareksa Sekuritas; PT Mandiri Sekuritas; PT Trimegah Sekuritas Indonesia Tbk	PT Bank Permata Tbk	-
Telkom Shelf Registered Bond I 2015 Series B	2,100,000	June 23, 2015 ⁽¹⁾	June 23, 2025	10	10.25%			
Telkom Shelf Registered Bond I 2015 Series C	1,200,000	June 23, 2015 ⁽¹⁾	June 23, 2030	15	10.60%			
Telkom Shelf Registered Bond I 2015 Series D	1,500,000	June 23, 2015 ⁽¹⁾	June 23, 2045	30	11.00%			

Remark:

(1) Telkom Shelf Registered Bonds I Telkom 2015 Series A was issued June 16, 2015 but the official sale transaction was on June 23, 2015.

ABOUT TELKOM

In addition to bonds, on September 4, 2018, Telkom also issued Medium Term Notes I Year 2018 with a principal value of Rp758,000,000,000 and Medium Term Notes Syariah Ijarah I Telkom Year 2018 with the remaining ijarah fee of Rp742,000,000,000. For each Medium Term Notes, Telkom issued three series and appointed PT Bank Tabungan Negara (Persero) Tbk as Monitoring Agent. Telkom has paid off MTN I Telkom Year 2018 Series C and MTN Syariah Ijarah I Telkom Year 2018 Series C which mature on September 4, 2021.

Medium Term Notes	Currency Principal (Rp million)	Issuance Date	Maturity Date	Term (Year)	Interest Rate per Annum (%) / Installment Payment per Year (Rp million)	Arranger	Monitoring Agent	Settlement Date
Telkom's 2018 MTN I A Series	262,000	September 4, 2018	September 14, 2019	1	7.25%	PT Bahana Sekuritas; PT BNI Sekuritas; PT CGS-CIMB Sekuritas Indonesia; PT Danareksa Sekuritas; PT Mandiri Sekuritas	PT Bank Tabungan Negara (Persero) Tbk	September 14, 2019
Telkom's 2018 MTN I B Series	200,000	September 4, 2018	September 4, 2020	2	8.00%			September 4, 2020
Telkom's 2018 MTN I C Series	296,000	September 4, 2018	September 4, 2021	3	8.35%			September 4, 2021
Telkom's 2018 MTN Syariah Ijarah I A Series	264,000	September 4, 2018	September 14, 2019	2	Rp19,000			September 14, 2019
Telkom's 2018 MTN Syariah Ijarah I B Series	296,000	September 4, 2018	September 4, 2020	2	Rp24,000			September 4, 2020
Telkom's 2018 MTN Syariah Ijarah I C Series	182,000	September 4, 2018	September 4, 2021	2	Rp15,000			September 4, 2021

NAME AND ADDRESS OF INSTITUTIONS AND/OR SUPPORTING CAPITAL MARKET PROFESSION

	Supporting Capital Market Profession	Address	Service	2023 Fee	Assignment Period
External Auditor/ Public Accountant	KAP Purwantono, Sungkoro & Surja (A member firm of Ernst & Young Global Limited) and associated entities*	Bursa Efek Indonesia Building, 2 nd Tower, 7 th floor Jl. Jend. Sudirman Kav. 52 - 53 Jakarta - 12190	<ul style="list-style-type: none"> · Conducting general and integrated audit of the Consolidated Financial Statements based on Financial Accounting Standards ("SAK") in Indonesia and International Financial Reporting Standards ("IFRS") and the effectiveness of internal control over financial reporting. · Conducting audit based on ETAP Accounting Standards (Entities Without Public Accountability) on the Financial Statements of the Social and Environmental Responsibility Program. · Conduct an audit based on Financial Audit Standards State regarding the Company's Compliance with Legislation and Internal Control of PT Telkom for the 2023 financial year. · Conducting collaborative audit services with BPK RI regarding the preparation of LKPP RI for the 2023 financial year (SA 600). · Conducting Agreed Upon Procedures ("AUP") service for SOE Financial Information Package. · Conducting compliance attestation services for the Prudential Principle Implementation Activity Report (KPPK Report) in managing Non-Bank Corporate Foreign Debt for the Company, Telkomsel, and Telin. · Conducting Agreed Upon Procedures ("AUP") services for KPI calculation and measurement for the Company's Board of Directors and Board of Commissioners. · Provide an adequate engagement by SPA 3420 for compiling proforma financial information relating to FMC transactions. · Conducting general audit based on financial accounting standards applicable to the Company's subsidiaries. · Financial and IT due diligence for PT Metra Digital Investama. · 2023 income tax compliance services for Telin Taiwan. 	Rp73 billion	Since 2012

Remark:

*) In 2015, Public Accounting Firm Purwantono, Suherman & Surja has changed into Public Accounting Firm Purwantono, Suherman & Surja due to the changes on composition of partners.

	Supporting Capital Market Profession	Address	Service	2023 Fee	Assignment Period
Securities Administration Bureau	PT Datindo Entrycom	Wisma Sudirman Jl. Jend. Sudirman Kav. 34 - 35 Jakarta - 10220	Acting as a depository institution (Custodian) for Telkom's common shares traded on the IDX, providing administrative services for holding GMS, and providing administrative services for dividend payment.	Rp1.3 billion	Since 1995
Trustee	PT Bank Permata Tbk	WTC II Building 28 th floor Jl. Jend Sudirman Kav. 29 - 31 Jakarta 12920	Representing the interests of bondholders with the Company for Telkom's phase I sustainable bonds.	Rp75 million	Since 2015
Central Custodian	PT Kustodian Sentral Efek Indonesia	Bursa Efek Indonesia Building, Tower 1, 5 th floor Jl. Jend. Sudirman Kav. 52 - 53 Jakarta - 12190	<ul style="list-style-type: none"> · Providing central custodial service and settlement of stock/bond transactions on the IDX. · Storage services and settlement of securities transactions, distribution of corporate action results. 	Rp40 million	Since 1995
Rating Agency	PT Pemeringkat Efek Indonesia	Equity Tower, 30 th Floor Sudirman Central Business District Lot. 9 Jl. Jenderal Sudirman Kav. 52 - 53 Jakarta 12190	Providing rating on credit risk of Telkom bond issuance.	Rp150 million	Since 2012
	Moody's	Moody's Investors Service Singapore Pte. Ltd, 50 Raffles Place #23-06, Singapore Land Tower, Singapore - 048623	Provides ratings on Telkom credit risk.	US\$84,100	Since 2018
	Fitch	Fitch (Hong Kong) Limited 19/F Man Yee Building 68 Des Voeux Road Central, Hong Kong + 852 2263 9963	Provides ratings on Telkom credit risk.	US\$73,000	Since 2018
ADS Custodian Bank	The Bank of New York Mellon Corporation	Corporate Headquarters 240 Greenwich Street New York, NY 10286 USA +1 212 495 1784	Acting as a depository institution (Custodian) of ADS shares traded on the NYSE.	US\$131,122	Since 1995
Legal Counsel	Herbert Smith Freehills	50 Raffles Place, #24-01 Singapore Land Tower, Singapore 048623	Acted as a corporate legal consultant regarding the United States capital market for the Annual Report on Form 20F.	Rp2.4 million	Since 2023
	UMBRA Partnership	Telkom Landmark Tower 49 th floor Jl. Jend. Gatot Subroto Kav. 52 Jakarta			
Notary	Notaries/PPAT Ashoya Ratam, SH, MKn	Jl. Suryo No. 54 Kebayoran Baru Jakarta - 12180	Acting as a notary in the Annual General Meeting of Shareholders (AGMS).	Rp72.5 million	Since 2012

USE OF PUBLIC ACCOUNTING SERVICES AND PUBLIC ACCOUNTING FIRMS

Every year, Telkom has conducted an audit of Consolidated Financial Report. Through GMS, Company appointed Public Accounting Firm (KAP) to audit the financial report. In 2023, apart from audit services, KAP will also provide other services in the form of non-audit services. Fee incurred for these other services never exceed the fee for audit services.

No.	Audited Financial Year	Public Accounting Firm	Certified Public Accountant	Fee (Rp million)		
				Assurance Service	Other Service	Total
1.	2023	KAP Purwanto, Sungkoro & Surja (A member firm of Ernst & Young Global Limited) and associated entities	Agung Purwanto	68,969	3,964	72,933
2.	2022	KAP Purwanto, Sungkoro & Surja (A member firm of Ernst & Young Global Limited)	Agung Purwanto	59,700	5,440	65,140
3.	2021	KAP Purwanto, Sungkoro & Surja (A member firm of Ernst & Young Global Limited)	Widya Arijanti	59,050	11,540	70,590
4.	2020	KAP Purwanto, Sungkoro & Surja (A member firm of Ernst & Young Global Limited)	Handri Tjendra	63,461	1,925	65,386
5.	2019	KAP Purwanto, Sungkoro & Surja (A member firm of Ernst & Young Global Limited)	Handri Tjendra	57,070	2,055	59,125



04.

MANAGEMENT DISCUSSION AND ANALYSIS

ANNUAL REPORT · 2023



BUSINESS OVERVIEW

GLOBAL ECONOMY AND INDONESIA

In 2023, the global economy was still recovering from the impact of COVID-19 and the Russia-Ukraine war. It was promoted by the recovering global supply chain, with the cost and delivery time returned to the pre-pandemic conditions, which it aligned with the Public Health Emergency of International Concern (PHEIC) of COVID-19 status by the World Health Organization (WHO) on May 5, 2023. However, global economic growth generally slowed down with the higher global uncertainty and created more divergence in international growth. The influential factors were the high inflation and the more aggressive tightening of monetary policy by the Central Bank that weakened economic activities. The World Economic Outlook (WEO) report in October 2023 predicted that the 2023 economic growth would slow to 3.0% compared to 2022 3.5%. The developing countries (emerging markets and developing economies) were still the primary motor for global economic growth of 4.0%, while the growth for developed countries (advanced economies) was only 1.5%.

The uncertainties will still be in the 2024 global economy. Moreover, the 2023 economic challenge will continue in 2024, such as the geopolitical tension, digitalization stream, privacy and cyber security, and climate change. The geopolitical tension between Russia-Ukraine, the Palestine-Israel war, and the trade tension between the United States-China triggered the economic, trading, and investment fragmentation and created the aggressive tightening of monetary policy in several countries. Therefore, the global economy is predicted to slow from 2023 of 2.9% to 2.9% in 2024.

The Indonesian economic growth in 2023 was still maintained amid the uncertainties of the global economy, with the 3Q23 GDP growth progressing positively to 4.94%. Although it was lower compared to the last period, the economic growth in Indonesia was relatively stable despite the previous global economic fluctuation. Meanwhile, the economic growth in 2023 was 5.05%. The increasing private consumption supported the growth aligned with the rising services sector consumption,

consumer confidence, and investment growth as the National Strategic Projects (*Proyek Strategis Nasional* or PSN) continue to complete. Moreover, the General Election (*Pemilihan Umum* or PEMILU) in 2024 will also influence Indonesia's economic growth. PEMILU can boost public consumption, Government spending, and the growth of specific industries such as publishing and printing, food and beverage, and transportation.

Indonesia's inflation rate in December 2023 was as low as 0.41% (MtM), so the inflation rate in 2023 was 2.61% (YoY), lower if compared to 2022 at 5.51% (YoY). Therefore, the 2023 inflation rate was still under control in a target range of 3.0±1%. The inflation rate was a positive result of the consistent monetary policy and the great synergy of inflation control between Bank Indonesia and the Government (Central & Regional Government) through the Central Controlling Inflation Team (*Tim Pengendalian Inflasi Pusat* or TPIP) and Regional Controlling Inflation Team (*Tim Pengendalian Inflasi Daerah* or TPID) with the National Movement of Food Inflation Control (*Gerakan Nasional Pengendalian Inflasi Pangan* or GNPIP) in many regions.

Meanwhile, the Indonesia Stock Market recorded a good performance in 2023 by enhancing the IDX Composite (IHSG), which reached 6.16%, higher than last year's 4.09%. If we consider the main macro indicators, the currency exchange of Rupiah towards USD in 2023 was relatively stable. The foreign exchange rate of the Bank of Indonesia on January 2, 2023, was Rp15,514, and on December 29, 2023, it was closed at Rp15,493 per USD. The Bank of Indonesia reference interest rate or BI-Rate (previously BI 7-days Repo Rate) slightly declined from 5.75% on January 2023 to 6.00% on December 2023.

The Indonesian macroeconomic stability could be perceived by the Assessment of Indonesia's Sovereign Credit Rating, one of which is the Fitch Rating, it retained a credit rating on BBB and outlook stable on September 2023. Another credit rating institution, Moody's Investor Service, also maintained Indonesia's credit rating on Baa2 with a stable outlook as of March 2023. It showed that Indonesia's economy still gained decent stability, though it encountered the challenge of delayed global economy.

INDONESIAN TELECOMMUNICATIONS INDUSTRY

The Indonesian Government is constantly encouraging advancement in the telecommunication sector to accelerate the national digital transformation. The Government has prepared three phases for developing the digital economy up to 2045. The first phase, “prepare,” begins with improving the digital foundation to ensure the public’s readiness to adapt. The second phase, “transform,” is an acceleration attempt to transform the public and the economy into a smart business. Lastly, the third phase, “lead,” will be done by producing standards for technological innovations in the future.

Besides, The Government, through the Coordinating Ministry for Economic Affairs Republic of Indonesia, has determined six main pillars of digital economic development and its strategic direction frameworks in “Buku Putih Strategi Nasional – Pengembangan Ekonomi Digital Nasional 2023”, such as:

1. Infrastructure, with the strategic direction on the availability and quality of digital infrastructure and physical (i.e., fiber optic network, data center, and electricity).
2. Human resources, with the strategic direction on the availability and advanced professional talents with the required competencies to accommodate digital economic development.
3. Business climate and cyber security, with the strategic direction on the end-to-end implementation of digital business landscape and cyber security.
4. Research, innovation, and business development, with the strategic direction of acquiring, developing, and implementing competency and technology to create innovation inside or outside IT.
5. Funding and investment, with the strategic direction on the ability to generate/attract funding sources and capital investment into ICT and other supporting industries.
6. Policy/regulation, with the strategic direction on the adequacy of policies/regulations to support digital economic development and capital investment.

To support the acceleration of the national digital transformation, the Government has specifically assigned Telkom to execute the Electronic Procurement System and all its supporting systems, which cover funding, planning, establishment, development, integration, operation, and system maintenance. This specific assignment was officiated through Presidential Regulation number 17 Year 2023 regarding the Acceleration of Digital Transformation in Government Procurement of Goods/Services. This assignment is part of *Satu Data Indonesia* Implementation Framework and its interoperability between systems within the Electronic-based Government System Framework (SPBE). This Presidential Regulation is expected to accelerate the digital transformation of the Government Procurement of Goods/Services as an effort to improve independence and growth and ensure equal distribution of the national economy.

The Central Bureau of Statistics data shows that the telecommunication industry 3Q2023 grew by 8.52% from the 3Q2022 of 6.95%. The Government and stakeholders have strongly supported creating a conducive ecosystem that pushes the development of the telecommunication sector. It shows that there is still a growth opportunity for the telecommunication industry, aligning with the rapid growth of the digital technology ecosystem. However, there are a few challenges the telecommunication sector faces, including the constant demand for frequency amid the expensive spectrum price, high regulatory charges of Operation Rights Fees (BHP) and USO, and the obligation to build the infrastructure to remote areas with minimum incentive. These challenges prevented the growth of the telecommunication industry from reaching its maximum potential during its role as an enabler of the digital ecosystem.

Therefore, comprehensive solutions and synergy between the Government and telecommunication service providers are needed to ensure the development of the telecommunication industry ecosystem in Indonesia. A cohesive synergy is required to help advance the industry and digital economy in Indonesia and prepare a conducive digital ecosystem amidst a constantly growing digital era. Furthermore, uncertainties in facing quick digitalization growth can also hinder the flow of funding entering Indonesia.

On the other hand, with the growing demand for internet connection services, Indonesia's operators have shifted to FMC business to create better customer experience, unbreakable connection, efficiency, and synergy inter-services. Recently, Telkomsel has aggressively developed its FMC business with its product "Telkomsel One," which launched after the integration of IndiHome into Telkomsel in 2023. There was XL Axiata, which had previously introduced the mobile and fixed convergence product of "XL SATU Lite" and supported by the acquisition of LinkNet and Indosat Ooredoo Hutchison with the acquisition of MNC Play. Therefore, these initiatives could increase the connectivity growth of Indonesia's telco industry and give significant added value services to subscribers.

The telecommunication sector is predicted to be one of the most profitable and beneficial sectors from potential growth at the beginning of the political year 2024. Data traffic is assumed to increase amid Christmas and the 2024 New Year momentum, not to mention the 2024 Election from the start of the year, thus causing an increase in internet data usage, especially in social media. To anticipate the spike in data traffic, Telkom has prepared an infrastructure that will operate constantly, both from the 28-submarine cable infrastructures nor the international traffic route through the Batam & Manado gateway, as well as other preparations to ensure a stable and reliable network condition for all customers.

TELECOMMUNICATION INDUSTRY COMPETITION

The telecommunication industry nowadays is constantly developing, specifically digital communication, as most of the public chooses. This condition provides an opportunity for Telkom, the biggest telecommunication provider in Indonesia, to proactively push the development of digitalization across the country and benefit from the various opportunities available to expand its business. Therefore, Telkom will continue to focus on producing products and services to fulfill the public's needs, especially amidst the vastly developing global digitalization.

Mobile Business

In 2023, Telkom still stands as the mobile operator with the most subscribers in Indonesia with 159.3 million subscribers and 50.5% in market share. The country's other big mobile operators are Indosat Ooredoo Hutchison (IOH), XL Axiata, and Smartfren. At the end of 2023, SIM card penetration decreased 0.3% with 315.6 million subscribers compared to the previous year. Cellular data traffic also increased, while voice and SMS had a declining trend due to the lower usage of these services along with the available Over the Top (OTT) service and more affordable smartphones. To measure this decline and extend the service period, Telkomsel initiates a personal and personification marketing scheme to offer more added-value packages, meet the subscribers' needs, and increase voice package penetration. Telkomsel also commits to its mobile data and digital services to ensure we will always meet growing demands.

Fixed Broadband & Fixed Voice Business (Fixed Business)

At the end of 2023, Telkom, through the brand IndiHome that has integrated into Telkomsel, still holds the position of the market leader in fixed broadband business in Indonesia with 10.1 million subscribers and 66.7% of market share. Other leading competitor operators of Telkom in the fixed broadband industry are PT First Media Tbk (First Media), PT Eka Mas Republik (MyRepublic), PT Supra Primatama Nusantara (Biznet Home), PT MNC Kabel Mediacom (MNC Play), Cyberindo Aditama (CBN Fiber), PT XL Axiata (XL Home), PT Oxygen Multimedia Indonesia (Oxygen.id), and Indosat Ooredoo Hutchison (Indosat HiFi). The competition was fiercer with the newcomer of PT Indonesia Comnets Plus (a subsidiary of PT Perusahaan Listrik Negara) under the Iconnet brand. With the relatively low penetration of fixed broadband in Indonesia and the other operators widening their coverage area, Telkomsel commits to increasing its penetration and proactively accommodating the fixed broadband market demand by offering high-speed and better packages with excellent infrastructure and coverage across Indonesia.

Data Center Business

The Data Center business has become one of the main pillars in the growth of TelkomGroup's digital platform business. Telkom has been provided with a data center with an integrated domestic and global network and is supported by various flexible, modular, seamless, and scalable comprehensive services. Telkom's subsidiary responsible for managing the data center business in the domestic market, Telkom Data Ekosistem (NeturaDC), owns and operates Hyperscale Data Center at Cikarang, Enterprise Data Center at Serpong, Sentul, and Surabaya, as well as Edge Data Center. NeutraDC competes with several other companies that also provide data centers, such as DCI Indonesia, Indosat Ooredoo, Moratelindo, IDC Indonesia, BDx, Atria, Princeton DC, NTT Communication, EdgeConnex, and Biznet. Aside from those, Telkom also operates in the global market through Telin, Telkom's subsidiary, which provides data centers globally and competes with other providers in Singapore and Hong Kong.

International Traffic and Interconnection Business

As for now, there are two traditional (non-VoIP) international traffic IDD (International Direct Dialing) operators in Indonesia, such as Telkom and Indosat Ooredoo Hutchison. However, non-VoIP services are less desirable for the public with the emergence of OTT services and digital communication, such as LINE, WhatsApp, and Skype, which provide VoIP (Voice over Internet Protocol) services that can also get international access. It has resulted in a constant decrease in Telkom's revenue from international traffic IDD (non-VoIP). Therefore, Telkom implemented added value by collaborating with OTT, some of which are by providing connectivity, data center, and Content Delivery Network (CDN) services that can help increase revenue for TelkomGroup.

Network and Satellite Infrastructure Business

Telkom's infrastructure business line, specifically the tower, is managed by Mitratel. There are a few of Telkom's main competitors in the tower business, such as Tower Bersama Infrastructure and PT Profesional Telekomunikasi Indonesia. Mitratel conducts an organic strategy to implement added value by building new towers and co-locations to provide services to mobile operators, implementing inorganic strategies through tower consolidations in TelkomGroup's internal, and acquiring towers from other tower companies other than TelkomGroup.

On the satellite business line, through Telkom's subsidiary Telkom Satelit Indonesia (Telkomsat), Telkom provides satellite-based services, including cellular backhaul, broadband backhaul, enterprise network, military and government network, video distribution and contribution, DTH Television, communication for aviation, maritime, and plantation, disaster recovery, and other satellite-based services. with customers across Asia Pacific, especially South-East Asia. Telkomsat operates two satellites, Telkom-3S Satellite and Merah Putih Satellite, which serve telecommunication needs across Indonesia and parts of Asia. Telkom is also strengthening its satellite business portfolio through collaboration with SpaceX, providing backhaul service with Low Earth Orbit satellite constellation of StarLink that could be a solution to an undeserved area with improper connectivity or unserved area with none connectivity, specifically the 3T region (frontier, disadvantaged, and outermost region).

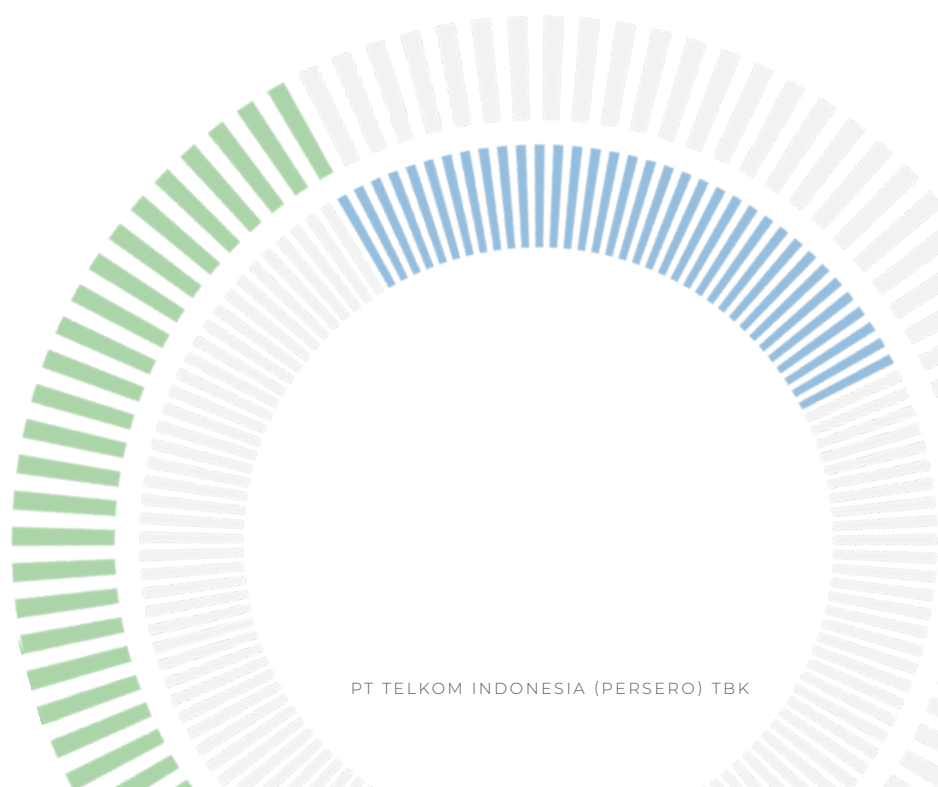
Digital Business

The rapid digitalization development means fiercer competition in the digital business, with several main competitors expanding the vertical industries such as logistics, e-commerce, financial services, and travel services. Telkom develops several digital products suited to the public's need to join the competition and accelerate their digital business.

Through Telkom Digital Leap, Telkom aims to be at the forefront of digital transformation and provides various opportunities for economic growth. Telkom Digital Business is constantly improving the digital ecosystem in Indonesia through digital innovations to offer innovative

solutions to the public and bring transformations in reaching the Indonesian economy to digital sovereignty. Several developed products of Leap's program include Agree, ANTARES, BigBox, indibizPAY, LOGEE, Netmonk, OCA Indonesia, PaDi UMKM, Pijar, and Toms.

Telkomsel also established a subsidiary focused on digital business, PT Telkomsel Ekosistem Digital or INDICO. INDICO focuses on three sectors: edutech (Kuncie), healthtech (Fita), and gaming (Majamojo). INDICO is also building two business platforms: Digital Food Ecosystem (DFE) and Digital Goods Commerce (DGC), which have been highly relevant to Telkomsel's telecommunication assets over all these years.



OPERATIONAL OVERVIEW BY BUSINESS SEGMENT

Mobile	Consumer	Enterprise	Wholesale & International Business	Others
Provides high speed internet connectivity through mobile voice, SMS, mobile data service, and mobile digital services, and fixed broadband B2C.	Provides high-speed internet connection through fixed voice, fixed broadband, IP-TV, and digital services.	Provides Enterprise Connectivity, Satellite, Digital IT Service, Digital Adjacent Service, and BPO for corporate customers (SOEs and its subsidiaries and private companies), government institution, and business.	Provides domestic and international services of wholesale traffic, wholesale network, wholesale digital platform & service, data center, tower, and managed infrastructure & network.	Provides digital payment solutions, big data & smart platforms, digital advertising, music, gaming, and e-commerce.
Indonesia's largest cellular network operator covers almost 99% of the population and is supported by 247,472 total BTS.	As of December 31, 2023, it had 10.1 million IndiHome subscribers, increased by 9.5% from the previous period.	Became the market leader as of December 31, 2023, by serving 524 Groups of SOEs, MOCs, and Public Service Agencies, 1,694 private companies, 618,854 SMEs, and 714 Government institutions.	Provides services in 15 countries with 1 office in Indonesia and 9 Telin's global and 5 sales representative offices operating overseas.	As of December 31, 2023, it had 17.7 million active users of Digital Music, 15.6 million paid users of Digital Games, and 10.5 million paid Digital Edutainment (OTT Video). It also acquired 5.4 billion GMV from the e-commerce business. The startup synergy value prospect of MDI, Telkom, and SOE was Rp3.3 trillion.

SEGMENT PERFORMANCE HIGHLIGHTS

TelkomGroup is still developing its products and services to fit the public demands amid the further digital transformation. It was a business opportunity for TelkomGroup, particularly for the increasing demand for broadband services. In general, all business segments of TelkomGroup recorded a positive performance, with the Mobile segment still dominating the most contribution.

The Mobile segment contributed the highest revenue for TelkomGroup of 44.5% or Rp88,919 billion. Meanwhile, the Enterprise segment contributed to the second highest revenue of 22.4% or Rp44,742 billion, followed by the Wholesale and International Business (WIB) of 18.6% or Rp37,261 billion and the Consumer of 13.3% or Rp26,607 billion. The Others segment contributed the least of 1.2% or Rp2,416 billion.

Telkom's Results of Operation by Segment	Growth		Years ended December 31		
	2023-2022	2023		2022	2021
	(%)	(Rp billion)	(US\$ million)	(Rp billion)	(Rp billion)
Mobile					
Revenues					
External revenues	(0.2)	85,291	5,539	85,493	84,267
Inter-segment revenues	8.5	3,628	236	3,344	3,097
Total segment revenues	0.1	88,919	5,774	88,837	87,364
Total segment expenses	(4.0)	(60,226)	(3,911)	(62,715)	(52,929)
Segment results	9.8	28,693	1,863	26,122	34,435
Consumer					
Revenues					
External revenues	5.2	27,713	1,800	26,354	24,930
Inter-segment revenues	(667.2)	(1,106)	(72)	195	187
Total segment revenues	0.2	26,607	1,728	26,549	25,117
Total segment expenses	(1.8)	(18,636)	(1,210)	(18,970)	(19,223)
Segment results	5.2	7,971	518	7,579	5,894
Enterprise					
Revenues					
External revenues	(4.8)	18,237	1,184	19,161	19,141
Inter-segment revenues	7.5	26,505	1,721	24,646	22,395
Total segment revenues	2.1	44,742	2,906	43,807	41,536
Total segment expenses	2.7	(44,140)	(2,866)	(42,976)	(41,843)
Segment results	(27.6)	602	39	831	(307)

Telkom's Results of Operation by Segment	Growth		Years ended December 31		
	2023-2022	2023		2022	2021
	(%)	(Rp billion)	(US\$ million)	(Rp billion)	(Rp billion)
WIB					
Revenues					
External revenues	9.6	16,928	1,099	15,442	14,255
Inter-segment revenues	3.4	20,333	1,320	19,658	18,072
Total segment revenues	6.2	37,261	2,420	35,100	32,327
Total segment expenses	6.5	(27,875)	(1,810)	(26,175)	(23,135)
Segment results	5.2	9,386	610	8,925	9,192
Others					
Revenues					
External Revenues	68.2	402	26	239	205
Inter-segment revenues	(19.0)	2,014	131	2,486	2,395
Total segment revenues	(11.3)	2,416	157	2,725	2,600
Total segment expenses	(4.9)	(3,604)	(234)	(3,788)	(2,401)
Segment results	(11.8)	(1,188)	(77)	(1,063)	199

OPERATIONAL HIGHLIGHT

	Unit	Year Ended on December 31		
		2023	2022	2021
SUBSCRIBERS				
Cellular Subscribers¹⁾	million subscribers	159.3	156.8	176.0
Telkomsel Halo	million subscribers	7.5	7.1	7.2
Telkomsel Prepaid	million subscribers	151.8	149.7	168.8
Broadband Subscribers	million subscribers	137.2	130.1	129.1
Fixed broadband IndiHome ²⁾	million subscribers	10.1	9.2	8.6
Mobile broadband ³⁾	million subscribers	127.1	120.9	120.5
INFRASTRUCTURE				
Satellite Capacity⁴⁾	TPE	109	109	109
Point of Presence	PoP	122	122	120
Domestic	PoP	64	64	62
International	PoP	58	58	58
BTS	unit	247,472	265,194	251,116
BTS 2G	unit	48,980	50,158	50,241
BTS 3G	unit	-	49,632	63,149
BTS 4G	unit	197,838	165,120	137,613
BTS 5G	unit	654	284	113
Tower	unit	43,047	40,588	36,761
Fiber Optic Backbone Network	km	176,663	173,266	170,885
Domestic	km	111,663	108,566	106,185
International	km	64,700	64,700	64,700
Wi-Fi Services	access point	394,031	391,317	390,976

	Unit	Year Ended on December 31		
		2023	2022	2021
CUSTOMER SERVICE				
PlasaTelkom ⁵⁾	location	186	387	387
Plasa Telkom Digital	location	-	22	22
GraPARI	location	309	372	414
International	location	-	0	18
Domestic	location	-	372	396
GraPARI	location	-	363	387
GraPARI TelkomGroup	location	-	9	9
GraPARI Mobile	unit	-	0	174
IndiHome Sales Car	unit	571	750	750
EMPLOYEES	people	23,064	23,793	23,756

Remarks:

1. Since June 2021, the cellular brand has changed to Telkomsel Halo for postpaid and Telkomsel Prabayar for prepaid services.
2. IndiHome fixed broadband is a product that allows customers to choose one or more Consumer segments portfolios such as fixed telephone, fixed broadband, and IPTV services, including digital consumer services.
3. Mobile broadband includes Flash users, Blackberry users, PAYU, and Home LTE.
4. Telkom operates two satellites, namely Telkom-3S and Merah Putih Satellite, after the Telkom-2 satellite de-orbited since May 2021.
5. PlasaTelkom outlet is a face-to-face service consisting of GraPARI TelkomGroup, Plasa Telkom Digital, and other Plasa across Indonesia.

Telkom's operational performance in 2023 had a significant growth, with an increase of cellular subscribers from 156.8 million subscribers in 2022 to 159.3 million subscribers in 2023 or increased 1.6%. Meanwhile, the number of broadband subscribers grew by 4.4% from 130.1 million subscribers in 2022 to 137.2 million subscribers in 2023, with mobile broadband subscribers increasing from 120.9 million in 2022 to 127.1 million subscribers in 2023. This growth trend will continue due to the transition towards broadband-based digital telecommunications. Other than that, in 2023 we finished migrating our 3G BTS by changing it into 4G so by the end of 2023 we were no longer have any 3G BTS.

MOBILE SEGMENT



Data traffic 2023 increased by **9.0%**
to **17.9** million TB

247,472 total BTS with:
48,980 2G BTS;
197,838 4G BTS; **654** 5G BTS;
decreased **17,722** BTS of total BTS.

The Mobile segment provides products and services of mobile voice, SMS, mobile data service, mobile digital service, and fixed broadband B2C. Telkomsel offers cellular services with GSM, 4G/LTE, and 5G technology available in 514 cities/regencies in Indonesia. The following are Telkomsel's products and services:

1. Telkomsel Halo

A postpaid cellular telecommunication product that has excellent network quality, communication experience, and entertainment and offers various comprehensive packages with exclusive advantages.

2. Telkomsel PraBayar

A brand launched in June 2021, combining prepaid services from simPATI, Kartu As, and LOOP, and integrated its products and services to provide convenience for subscribers.

3. by.U

An end-to-end digital prepaid, all services could be accessed in the by.U digital application, including selecting delivery options, by.U phone numbers, internet quota, additional quota (topping), and payment.

4. IndiHome

A service that offers internet, fixed wireline telephone, and interactive TV with various packages and add-ons based on the subscriber's needs with the IndiHome network across Indonesia.

5. Telkomsel Orbit

A home-based internet service uses a modem Wi-Fi device with the 4G and 5G network and a flexible data package without the monthly subscription. Besides, subscribers could access many features with ease with the MyOrbit application.

6. Telkomsel One

A convergence service that offers fixed network connectivity (IndiHome) and mobile broadband (Telkomsel) in one service to get a better and seamless digital experience.

MOBILE SEGMENT CAPACITY AND DEVELOPMENT

TelkomGroup cellular subscribers at the end of 2023 were 159.3 million subscribers, with 95.3% prepaid subscribers and 4.7% postpaid subscribers. It increased by 1.6% from the 2022. Prepaid subscribers recorded at 151.8 million subscribers, which increased by 1.4%, while postpaid subscribers were 7.5 million subscribers, which increased by 5.6%. The increase was due to the Telkomsel initiatives to promote a healthier business practice in the telco industry, focusing on sustainable subscribers' growth and productivity. Telkomsel also implements a centric approach and a health business practice with a suitable price offering to maintain the subscriber's attractiveness by optimizing CVM and delivering the best customer experience. Telkomsel continues developing the analytical engine and hyper micro segmentation to complete the offer as per the subscribers' needs. It is to optimize the traffic and subscriber growth and improve the existing subscribers' productivity. After integrating IndiHome with Telkomsel, the FMC initiative created opportunities for Telkomsel to cross-sell, particularly in IndiHome's dominant area.

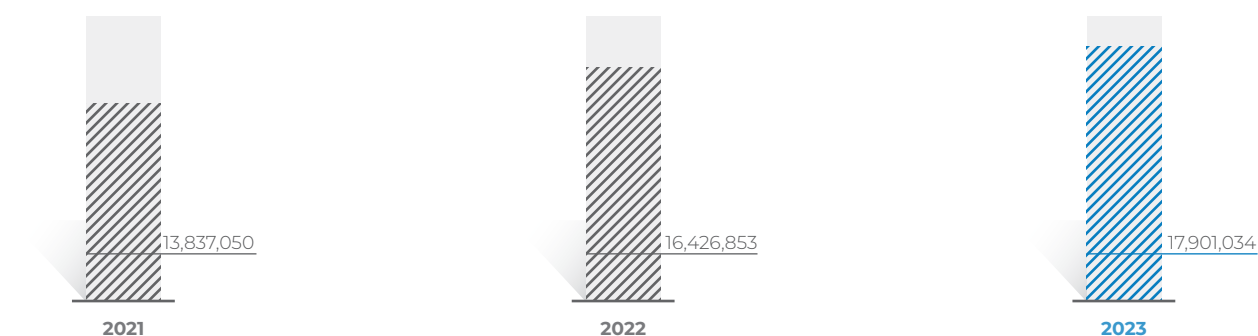
With the 5G network available in Indonesia, Telkomsel is committed to maximizing the growth of digital connectivity, digital platforms, and other digital services in Indonesia. With the excellent 5G network, the future IT solution development, i.e., artificial intelligence, cloud computing, and Internet of Things (IoT), could be carried out in phases based on the roadmap plan and considerations, including the readiness and stability of the connectivity ecosystem. Telkomsel continues to improve the use case selectively for 5G implementation with the B2B and B2C demands approach by partnering with the manufacturing and infrastructure, supporting education, and participating in national occasions. Telkomsel broadens the 5G service to boost Indonesia's digital ecosystem development and collaborates with IT companies to develop the 5G Fixed Wireless Access roadmap in Indonesia.

Meanwhile, the mobile broadband subscribers increased by 5.1% to 127.1 million subscribers, and data usage also increased by 9.0% to 17.9 million TB in 2023. The increase resulted from the healthy business practices initiative and higher subscribers' productivity with the package repurchase promotion, cross-sell, and up-sell offerings through the FMC initiative. It was also due to the expansion

of the portfolio of digital services as a complement to the rapidly developing connectivity. Digital services have been a primary driver for Telkomsel's transformation as a digital telco company to optimize and accelerate the adoption through its high-quality products and services. Besides, Telkomsel Orbit subscribers with fixed wireless access also increased by 30.6% to 1.1 million subscribers. The increase was aligned with the utilization of Telkomsel's strong network, which subscribers could use Telkomsel Orbit as a temporary solution to answer the demand for unavailable fixed broadband areas.

Telkom, through Telkomsel, commits to developing mobile services, improving digital capability, and widening the digital ecosystem to deliver not only the best connectivity but also an impressive experience for subscribers. Telkomsel develops its digital services of Digital Lifestyle, Digital Advertising, Digital Enterprise Solution & IoT business, including Telkomsel Video with various streaming services of MAXstream and on-demand shows, such as Prime Video, Disney+ Hotstar, Netflix, HBO GO, and others; music streaming with Langit Musik; end-to-end gaming ecosystem with Telkomsel Dunia Games; online education with Kuncie; and fintech with LinkAja.

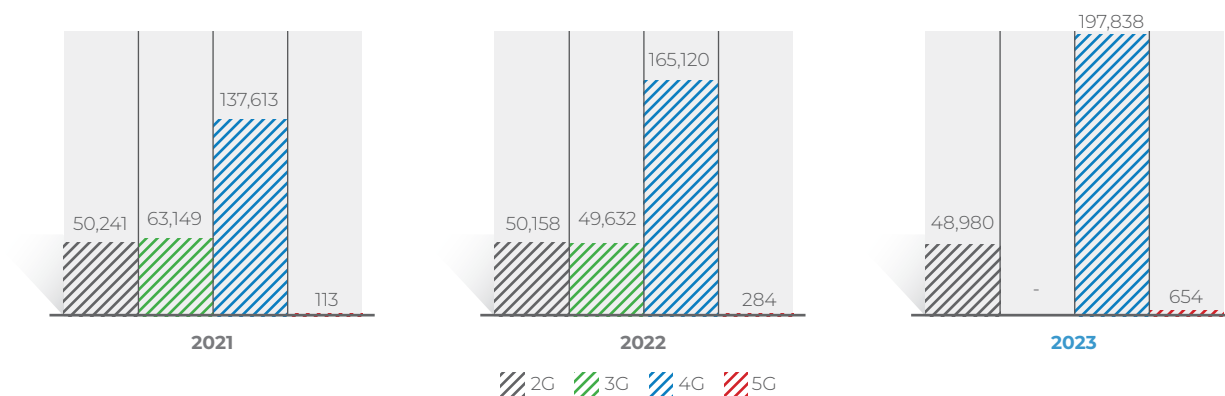
Cellular Traffic Data (TB) in 2021-2023



In 2023, Telkomsel finished the network switching process from 3G to 4G, which began in March 2022. It was a gradual process of switching networks on more than 49 thousand 3G BTS and building more than 32 thousand new 4G BTS. It was to create an equal 4G/LTE broadband network across Indonesia, focusing on network

dominance enhancement by improving its coverage and quality. To maximize the 5G network, Telkomsel also built 370 new 5G BTS. At the end of 2023, Telkom had 197.8 thousand 4G BTS and 654 5G BTS to accommodate the subscribers' digital activities.

Total TelkomGroup BTS (Units) in 2021-2023



MOBILE SEGMENT FINANCIAL PERFORMANCE

In 2023, the Mobile segment still contributed the most revenue for TelkomGroup of Rp88,919 billion. The Mobile segment revenue resulted from Telkomsel in 2023 recorded at Rp88,919 billion, which increased Rp82 billion or 0.1% compared to the last year of Rp88,837

billion, whereas the expense decreased Rp2,489 billion or 4%. The revenue increase was due to the maintained positive momentum with the optimum contribution and increment from data and digital services, which the digital driver indicates future growth and creates potential synergy from fixed and mobile convergence. We also commit to providing more added-value services and innovative products, including Digital Lifestyle, Digital Advertising, Digital Enterprise Solution, and IoT business.

Mobile Segment	2023-2022	2023		2022	2021
	(%)	(Rp billion)	(US\$ million)	(Rp billion)	(Rp billion)
Revenues	0.1	88,919	5,774	88,837	87,364
Expenses	(4.0)	(60,226)	(3,911)	(62,715)	(52,929)
Result	9.8	28,693	1,863	26,122	34,435

In addition, internet and cellular data revenue also increased by 4.9% or to Rp76,834 billion. It indicates an increase in data mobile usage that supports digital services. Overall, the Mobile segment created a net profit of Rp28,693 billion in 2023.

CONSUMER SEGMENT



16 million optical ports as broadband access based on optical fiber

The Consumer segment provides products and services, including fixed voice, fixed broadband, IP-TV, and digital services under the IndiHome brand. IndiHome subscribers in 2023 increased by 9.5% from 9.2 million in the last year to 10.1 million subscribers. The average revenue per user (ARPU) for IndiHome B2C this year was Rp252.7 thousand, which decreased from the previous year of Rp270 thousand. Our strategy that more focusing on the youth and customer of tomorrow segment resulted this ARPU decrease.

CONSUMER SEGMENT CAPACITY AND DEVELOPMENT

Telkom is improving the IndiHome B2C strategically to maintain and attract its subscribers. The strategies are the bundling program consisting of internet broadband, IP-TV, and fixed wireline telephone, sales via digital channels, and promotions every year. IndiHome B2C is also committed to delivering high-quality services and digital entertainment to subscribers. Therefore, IndiHome B2C collaborated with the local video-on-demand (VOD) of Vision+ and the content provider of CXO Media to offer attractive programs and content specifically for Indonesia's young generation, i.e., K-Pop festivals, talk shows, concerts, and others.

IndiHome B2C maintains its position as Indonesia's largest and most complete TV provider under IndiHome TV. IndiHome TV is a paid TV bundling and internet (IndiHome B2C) service that we would send in an Android TV box device with Google Ecosystem. IndiHome B2C paid TV

services include TV linear channels, TV-on-demand (catch-up TV), and 14 OTT services of non-video OTT: Gameqoo, LangitMusik, IndiHome Karaoke, and video OTT: Netflix, Disney+ Hotstar, Lionsgate Play, Viu, Catchplay+, Mola, WeTV, Iflix, Vidio, Vision+, and IndiHome TV App. Besides, IndiHome TV also has 149 high-definition channels and 5 Dolby Audio channels. Subscribers could access these services via the IndiHome TV app and website at indihometv.com (previously via UseeTV Go and useetv.com), which could have a multiscreen and could access OTT content anytime and anywhere. IndiHome TV's active users are more than 1 million users to date.

Telkom strives to deliver subscribers the best customer experience and convenience for accessing IndiHome B2C products. Therefore, Telkom keeps updating myIndiHome applications to speed up access, such as face recognition and biometric features. With myIndiHome, subscribers can manage the IndiHome B2C services and have transactions via smartphone, including requesting new installation and service maintenance, i.e., technician schedule and maintenance progress.

In 2023, Telkom signed the Conditional Spin-off Agreement (CSA) to integrate IndiHome to Telkomsel, aligned to Fixed Mobile Convergence (FMC), as a part of the primary strategy of Five Bold Moves. It was a Telkom strategy implementation to strengthen its business by offering more comprehensive broadband service and accelerating the inclusive and sustainable equality of digital connectivity in Indonesia. The FMC initiative strengthened Telkom's position as the leading digital telco company in Indonesia so that it creates more advancement opportunities,

MANAGEMENT DISCUSSION AND ANALYSIS

delivers the whole experience of digital connectivity, and provides reliable and integrated services of unbreakable wifi, specifically for domestic segment subscribers.

As of December 31, 2023, Telkom had 10.1 million subscribers of IndiHome fixed broadband. It was 66.7% fixed broadband market share in Indonesia. Telkom also offers more services for subscribers of wifi.id that offers unlimited internet access to the entire wifi.id access spots across Indonesia. wifi.id is a public wireless internet services that provide high-speed internet and other multimedia services.

Telkom also encountered challenges such as the ARPU increase and declining churn. Therefore, Telkom still upgrades its network infrastructure reliability as one of the key measures for the challenges. Telkom had 16 million optical ports at the end of 2023 with fiber optic as the basis for fixed broadband network access. Telkom also enhances its Mean Time To Install (MTTI) and Mean Time To Repair by improving technicians' capacity and business processes. Through Telkom Akses Command Center, Telkom can manage the access network, detect disruptions, and promptly take immediate action with digital integrated control.

CONSUMER SEGMENT FINANCIAL PERFORMANCE

Consumer segment contributed 13.3% of TelkomGroup's consolidated revenue in 2023.

Consumer Segment	2023-2022	2023		2022	2021
	(%)	(Rp billion)	(US\$ million)	(Rp billion)	(Rp billion)
Revenues	0.2	26,607	1,728	26,549	25,117
Expenses	(1.8)	(18,636)	(1,210)	(18,970)	(19,223)
Result	5.2	7,971	518	7,579	5,894

Consumer segment revenue 2023 was recorded at Rp26,607 billion, which increased 0.2% from the last year of Rp26,549 billion. It was due to the rising number of IndiHome subscribers. Meanwhile, the Consumer segment expense was Rp18,636 billion, which increased 1.8% compared to the last year. Therefore, the Consumer segment recorded a net profit of Rp7,971 billion in 2023. The profitability was good, with an EBITDA margin of 50.9%.

ENTERPRISE SEGMENT

524 Groups of SOEs, MOCs, and Public Service Agencies

1,694 private companies

618,854 SMEs

714 Government institutions

2 satellites with **109** TPE capacity

The Enterprise segment offers ICT and platform services consisting of Enterprise Connectivity, Satellite, Digital IT Service, Digital Adjacent Service, and BPO to deliver end-to-end solution and IT ecosystem. Their customers are corporates (SOEs and private companies), SMEs, and government institutions.

ENTERPRISE SEGMENT CAPACITY AND DEVELOPMENT

The Enterprise segment focuses on high profitability and recurring business lines, particularly on enterprise solutions, such as enterprise connectivity, data centers, and cloud. Enterprise connectivity services are fixed broadband, Wi-Fi, Ethernet, and data communication, including leased channels of metro ethernet, VPN-IP, and high-capacity data network solutions that provide point-to-point connection and fixed voice. Telkom provided bandwidth in service in 2023 of 3,222 Gbps with 1,814 Gbps for corporate internet customers and 1,407 Gbps for data communication customers. It increased 2% from the last year.

To improve its connectivity service in Enterprise segment, Telkom has the synergy with its subsidiary of Telkomsat to integrate the satellite service with 109 TPE of self-owned transponder and rents third-party satellites of 37.84 TPE transponder. Therefore, it enables customers to rent the satellite transponder capacity for various required connectivity. Telkom also plans to launch High Throughput Satellite (HTS) to improve its satellite-based broadband solutions.

Telkom also launched the MyIndibiz application as a digital touch point specifically designed for SMEs amid the development of digitalization. Indibiz offers bundling internet solutions for SME that adjusted to the ecosystem, such as Indibiz Sekolah, Indibiz Hotel, Indibiz Multifinance,

and Indibiz Ruko. We keep developing these bundling packages with user feedback to accommodate the SME's needs.

For system integration and IT service management, Telkom offers business process management, business process as-a-service, and customer relationship management (CRM) and develops the digital advertising agency through media placement and integrated digital media, such as mobile advertising, online advertising, and digital printing. Therefore, Telkom built the platforms to provide insights for analyzing consumer behavior and creating marketing campaigns based on big data and data analytics.

To support business development, the subsidiary of Infomedia has succeeded in collaborating with WhatsApp Business Solution Provider to use WhatsApp as a business platform. This service complements Infomedia's CRM portfolios. The OMNIX, Infomedia's CRM platform with integrated WhatsApp Business features, will deliver a complete digital customer experience and ease customers to integrate the communication with end user holistically. Infomedia offers end-to-end process management of WhatsApp Business, including registration of verified WhatsApp Business accounts, marketing campaigns and sales, and customer complaint management. With this platform, the recorded customers' transactions and interactions on WhatsApp Business Accounts and other communication channels would be saved and integrated into one database so companies could analyze their customers' behaviors and preferences.

MANAGEMENT DISCUSSION AND ANALYSIS

In addition, TelkomGroup provides services related to hardware and software sales, including IT support. TelkomGroup also offers building Internet of Things (IoT) solutions and develops IoT apps for smart energy monitoring management, fleet management, IT security services, unified communication, and collaboration services.

Telkom's Enterprise segment services are excellent in fiber optic infrastructure networks with extensive coverage. Telkom is still innovating and managing its total solution products and services for customers to improve and utilize this advantage. At the end of 2023, the Enterprise segment had 612,786 customers, including 524 Groups of SOEs, MOCs, and Public Service Agencies, 1,694 private companies, 618,854 SMEs, and 714 Government institutions.

We have improved the human resource competency and supporting infrastructure by attaining the ISO 27000-17/18 and CSA Star & PII Related Certification. It was to increase the customers' trust and get more competitive in Indonesia's cloud market. Besides using our human resources, Telkom partners with global cloud players to provide professional cloud management and consultation. The partners are Amazon Web Services (AWS), Google Cloud Platform (GCP), Microsoft Azure, and Alibaba Cloud; we expect these collaborations could accommodate the demand in various SME, startup, SOE, enterprise, and government industries.


ENTERPRISE SEGMENT FINANCIAL PERFORMANCE

Enterprise segment contributed 22.4% to TelkomGroup's consolidated revenue in 2023. The following table shows the Enterprise segment performance in the last three years.

Enterprise Segment	2023-2022		2023		2022	2021
	(%)	(Rp billion)	(US\$ million)	(Rp billion)	(Rp billion)	
Revenues	2.1	44,742	2,906	43,807	41,536	
Expenses	2.7	(44,140)	(2,866)	(42,976)	(41,843)	
Result	(27.6)	602	39	831	(307)	

In 2023, Enterprise segment revenue increased by 2.1% or Rp935 billion due to the increase in data, internet, and information technology service revenues, which grew by 7.1% or Rp680 billion, call center service revenues by 11% or Rp125 billion, e-payment revenue by 9.3% or Rp 42 billion and e-health revenue by 4.4% or Rp32 billion. The managed service and terminal revenue decreased by 21% or Rp248 billion. The expense increased 2.7% or Rp1,164 billion from the last year. Therefore, the Enterprise segment recorded a net profit of Rp602 billion in 2023.

WHOLESALE AND INTERNATIONAL BUSINESS (WIB) SEGMENT



176,663 km total optical fiber backbone network (**111,663** km domestic and **64,700** km international)

122 Point of Presence (PoPs) (**58** international PoPs and **64** domestic PoPs)

32 data centers (**27** domestic data centers & **5** international data centers)

43,047 towers (**38,014** Mitratel towers, **477** Telkom towers, and **4,556** Telkomsel towers)

WIB segment offers domestic and international services of wholesale traffic, wholesale network, wholesale digital platform & service, data center, tower, and managed infrastructure & network. The customers of this segment are domestic and overseas Other Licensed Operators (OLO), Service Providers, and Digital Players. WIB segment performance was relatively stable in 2023. However, TelkomGroup still develops new innovations and business initiatives to maintain profitability.

WHOLESALE AND INTERNATIONAL BUSINESS (WIB) SEGMENT CAPACITY AND DEVELOPMENT

1. Carrier Service

The carrier business line offers domestic and international wholesale traffic and wholesale network, including interconnection service of voice, data, and internet, as well as network service. It also provides domestic and international wholesale digital platform and services of A2P SMS, platform, and solutions. In 2023, carrier services have grown, with most contributions from Domestic & International Network, Internet Traffic, and A2P SMS.

We also continue developing the Enabler Digital Ecosystem initiative to support wholesale network service. The submarine cable of SEA-ME-WE 5 and SEA-US, the deployment of SEA-ME-WE 6 submarine cable system that began last year, support the offering of direct broadband connectivity across Europe, Asia, and America regions and become the main gateway of digital connectivity that brings domestic traffic to global, global traffic to domestic, and between countries (hubbing), for voice and A2P SMS.

To solidify the equality of telecommunication and digital access in Indonesia, TelkomGroup, through Telin, has Manado and Batam Gateway as digital gateways for international communication lines. Besides, Telin is also carrying out the Bifrost joint project of the Submarine Cable Communication System or *Sistem Komunikasi Kabel Laut* (SKKL) with Meta and Google. It will connect Singapore and the United States with 16,460 Km, crossing the Java Sea and Sulawesi Sea, which it will finish in 2024.

TelkomGroup had 122 Point of Presence (PoP), including 64 domestic PoP in 49 cities and 58 Global PoP in several countries. Another service in this business line is the Content Delivery Networks (CDN) operation that has the capacity of 26,834 Gbps in 2023, which increased by 84.15% compared to the previous year.

2. Data Center Service

TelkomGroup strives to enhance the Indonesia digital ecosystem with the data center ecosystem development. It could support the transformation, create a digital economy, and assist the business development of various sectors, including finance, manufacturing, and domestic and overseas cloud computing.

To intensify the data center as one of the growth engines, TelkomGroup consolidated its data center business into one management entity of PT Telkom Data Ekosistem (NeutraDC). NeutraDC has a significant role as the digital ecosystem enabler by providing the global neutral data center infrastructures with the best connectivity and ensuring the business continuity of international and domestic Digital Players/Hyperscalers and Enterprise and Government segments. Therefore, with this consolidation, we transferred the operation management of 3 Enterprise Data Centers and 1 Hyperscale Data Center (HDC) of tier 3 and 4 located in Cikarang to NeutraDC. We will gradually increase the HDC Cikarang capacity until we reach the total design IT Load Capacity of 51 MW.

At the end of 2023, TelkomGroup operated 32 data centers in all operation areas of 27 domestic data centers that consist of 23 NeuCentrIX Data Centers, 3 Enterprise Data Centers, and 1 Hyperscale Data Center; and 5 overseas data centers located in Singapore (Telin 1, Telin 2, Telin 3), Timor Leste (1 location), and Hong Kong (1 location). The occupancy rate of the overseas data centers was approximately 86%, while for NeuCentrIX, 57% of the total capacity after the capacity development in 2023.

TelkomGroup also builds Hyperscale Data Center (HDC) in Batam to boost the data center business growth with global standard campus and ultimate IT load capacity of 51 MW (initial phase of 17 MW) with green data center concept. Batam is a strategic location that could connect Southeast East Asia to Indonesia via Singapore, considering the data center as a part of the vital infrastructure to support the digital ecosystem. HDC Batam will be the actual measure to its position as the main player of regional data center business. Not only provide business in Indonesia, it will also capture the potential of demand spillover from other countries.

3. Tower Service

TelkomGroup provides the rental and installation of telecommunication devices for other operators. Through Mitratel, TelkomGroup offers co-location and reseller tower business. Mitratel managed 57,409 tenants and 2,818 reseller towers. In 2023, TelkomGroup had 43,047 total towers, with 38,014 Mitratel towers, 477 Telkom towers, and 4,556 Telkomsel towers.

Mitratel had significant growth by aggressively implementing the tower addition and acquisition strategies. In 2023, Mitratel built 682 new towers and acquired more than 1,900 towers, including 803 towers of PT Gametraco Tunggal and 997 towers of Indosat Ooredoo Hutchison. Mitratel also actively increases its tenancy ratio by providing high-capacity connectivity with the deployment of fiber optic and satellite services and a power supply that will fully support the telecommunication operators. With these strategies, TelkomGroup expects Mitratel to support digital acceleration and realize the nation's ideal of becoming one of the largest Asia-Pacific digital economy countries in 2025.

4. Infrastructure Services and Network Management

TelkomGroup's network infrastructure and management covers the network construction and maintenance, including the submarine cable installation and maintenance and energy solutions. At the end of 2023, TelkomGroup had a fiber optic backbone network of 176,663 Km consisting of 111,663 Km domestic and 64,700 Km international network, with each capacity of 287,260 Gbps and 83,795 Gbps. Based on a permanent telecommunications lease agreement with other global submarine cable operators/consortiums, TelkomGroup also operates and has the right to use the 134,040 km fiber optic backbone network.

Telkom, through its subsidiary of Telkominfra, cooperates and has procured a submarine cable ship as TelkomGroup's asset to increase submarine cable installation and maintenance capability. Telkominfra also collaborates with other SOEs to maintain the diesel machines for the telecommunication networks in Kalimantan and Sulawesi related to energy solutions.

5. International Business

Telkom develops its business activities in several countries through its subsidiary of Telin, such as in Singapore, Hong Kong, Timor Leste, Australia, Myanmar, Malaysia, Taiwan, the United States, and Dubai, and also Sales Representative in the United Kingdom, Philippines, Vietnam, India, and Canada that has region-based management. Telin offers wholesale, cloud and connectivity, data center and managed services, retail mobile services (MNO and MVNO), IP transit, and digital platform & services. Telkom has a routine analysis and evaluates its overseas operations based on profitability, prospects, and positions to optimize the portfolio structure and global market access.

Telin develops NeuAPIX cloud-based CPaaS service with omnichannel features (bots and live chat, real-time voice capabilities, SMS, emails, video calls, and messaging service). With NeuTrafiX, a web-based B2B marketplace platform, Telin could conveniently connect buyers and sellers to transact wholesale voice, SMS, and virtual numbers trading.

In 2023, Telin launched the Telin NeXt Gen Platform (TNeX), a new digital platform where business players could connect data centers worldwide. It shows that Telin's innovation could accommodate the global

market demand for fast, easy, adaptable, secure, and trusted connectivity. Telin also officially became the Telecom WhatsApp Business Solution Provider (BSP). It enables business players to use WhatsApp as a customer communication channel by integrating Telin's NeuAPIX CPaaS (Communications Platform-as-a-Service) with the WhatsApp Business Platform.

In addition, Telin strengthened its international business through a strategic partnership with Expereo, a global managed service provider specifically for intelligent internet connectivity. This partnership would significantly enhance Telin's Software Defined-Wide Area Network (SD-WAN) solution with comprehensive global coverage in over 195 countries. Therefore, Telin could offer SD-WAN service to a larger market share worldwide and secure its position as a global player in the telecommunication industry.

On September 5-8, 2023, Telkom with Telin organized the Bali Annual Telkom International Conference (BATiC) 2023 with the theme "Unleashing the Innovation Wave, Enabling a Digital Tomorrow". More than 1,000 people participated in the BATiC 2023 from more than 300 global and local partner companies, wholesale players, data centers, digital players, enterprises, analysts, vendors, and regulators. The BATiC 2023 collaborated with the ITW Global Leaders' Forum (GLF), an association of Global Leaders Telkom members, to enhance global collaboration, compatibility, and technology coverage in the telecommunication ecosystem. We also expected that BATiC 2023 could be a business platform for TelkomGroup and other telco industry players and create more value for the national and global telecommunication industry.

WIB SEGMENT FINANCIAL PERFORMANCE

WIB segment contributed 18.6% to the total TelkomGroup consolidated revenue in 2023. WIB segment revenue was mostly from network, interconnection, internet, submarine cable, data center, tower, and infrastructure. WIB has a significant role in TelkomGroup as an enabler and catalyst for other business segments to create more value.

WIB Segment	2023-2022	2023		2022	2021
	(%)	(Rp billion)	(US\$ million)	(Rp billion)	(Rp billion)
Revenues	6.2	37,261	2,420	35,100	32,327
Expenses	6.5	(27,875)	(1,810)	(26,175)	(23,135)
Result	(5.2)	9,386	610	8,925	9,192

WIB segment revenue in 2023 increased by 6.2% or Rp2,161 billion compared to the previous year. It was due to the growth of internet, data communication, and information technology services by 12.6% or Rp389 billion, network revenue by 35.1% or Rp329 billion, and interconnection

revenue by 7.2% or Rp587 billion. The expenses incurred for the WIB segment increased by 6.5% or Rp1,700 billion compared to last year. Therefore, the WIB segment recorded a Rp9,386 billion profit in 2023.

OTHERS SEGMENT



17.7 million Digital Music active users

15.6 million Digital Games paid users

In others segment, Telkom offers a variety of digital products and services based on big data, smart platforms, digital advertising, digital entertainment (music & games), and e-commerce. In addition, Telkom also manages venture capital funds through PT Metra Digital Innovation (MDI Ventures). MDI Ventures is still looking for opportunities and investing in several digital startups with growth potential and companies that can enhance TelkomGroup's business performance.

OTHERS SEGMENT CAPACITY AND DEVELOPMENT

Telkom offers big data and smart platforms, including BigBox and Antares, for the Enterprise segment. BigBox is a big data platform for startup companies that provides analytics, data & business solution, and an API platform for companies to develop their business. Antares is a smart poultry platform with digital technology advantages to ease the real-time monitoring process of livestock and nearby surroundings using sensors.

Telkom, through its subsidiary of PT PINS Indonesia focusing on the Internet of Things (IoT), has carried out projects that increase people's productivity and life quality, such as Smart Manufacturing, Air Pollution Monitoring, Smart Electricity, Waste Management, and others.

Telkom offers digital advertising with the online media of Uzone.id, focusing on gadgets, technology, and automotive information. In 2023, Uzone.id became the official media partner for MotoGP Mandalika 2023, strengthening its position as the leading automotive news in Indonesia. Telkom also offers an ad-exchange platform for UAd, connecting publishers, advertisers, and agencies so that they can perform digital advertising activity effectively and efficiently.

Telkom's subsidiary of PT Nuon Digital Indonesia (Nuon) focuses on digital entertainment management services, digital games, game publishing, top up games through Upoint, digital music of ring backtone

under the Nada Sambung Pribadi (NSP) brand and music streaming under Langit Musik brand, ticketing platform, OTT video, and other digital content services. In 2023, digital music had 17.7 million active users (8 million music streaming users and 9.7 million NSP users) with 102.5 million transactions (34 million from music streaming and 68 million from NSP). For top-up games, Nuon recorded more than 123 million transactions and 15.6 million paid users of digital games. For OTT video, it had 36.9 million transactions with 10.5 paid users.

Telkom also provides digital platforms for people's activity convenience, such as Pasar Digital (PaDi) for SMEs, Xooply for non-SOE Enterprise, Agree (agriculture and fishery ecosystem), Logee (logistic ecosystem), Wonderin.id (tourism ecosystem), Pijar (education ecosystem), Gameqoo (games) and others. Telkomsel also collaborates with Gojek to intensify the strategic partnership to accelerate SME digitalization with these initiatives below:

1. Collaborate to increase Telkomsel users in the Gojek ecosystem.
2. Easy onboarding for Gojek's MSME partners to become Telkomsel reseller partners.
3. Easy access to Telkomsel outlets and resellers via GoShop.
4. Improve customer experience in Gojek services with the Number Masking feature from Telkomsel's Enterprise solution.
5. Forming a new GoTo entity as a synergy initiative to expand to Tokopedia.

MDI VENTURES DEVELOPMENT

MDI Ventures has a role as corporate venture capital and performs investing, synergy, portfolio management, value creation, and fundraising. MDI Ventures' investment focuses on high-growth business verticals to deliver customers the best digital experience, such as logistics, financial technology, cloud computing, agritech/food, deep tech, digital life, healthtech, new retail, and IoT. As a corporate venture capital, MDI Ventures actively supports startup developments with partnerships with other parties. It was by synergy activities with other TelkomGroup and SOE startups that resulted synergy value of Rp3.3 trillion in 2023.

Telkom University collaborates with MDI Ventures for BUMN Goes to Campus. The collaboration includes digital ecosystem development to accommodate knowledge transfer between industry and the university with entrepreneurship development, innovation commercialization, and human resource development. We expect it would increase startup developments from Telkom University's student innovation and Bandung Techno Park (BTP) as the business incubator in the Telkom University area and advance student capability and lecturer research.

Moreover, MDI Ventures has a strategic partnership with Antler Germany as an early-stage venture capital and global startup generator. It could create more partnership

opportunities and explore the global potential startups, specifically deep tech startups such as biotech, cyber security, and climate tech startups that intend to enter Indonesia's market. MDI Ventures also collaborates with the Ministry of Communications and Informatics (MoCI) to promote startup businesses in Indonesia.

In 2023, MDI Ventures invested in 5 new startups for all managed funds, so it had 90 cumulative startups in 12 countries. MDI Ventures funds include 6 types of funds in several stages:

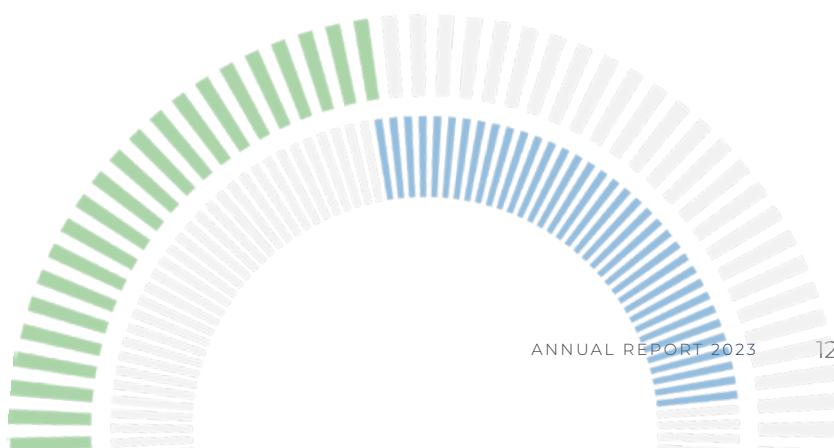
- **MDI 500**, supporting developed companies by leveraging the network from TelkomGroup and other SOE initiatives.
- **MDI 100**, MDI's first disbursed fund, is currently in the "harvesting" phase. The MDI 100 is for the evergreen fund and reinvesting purposes.
- **Telkomsel Mitra Inovasi (TMI) Fund** focuses on funding startups that provide synergy value for Telkomsel.
- **Centauri Fund**, MDI Venture's managed fund with KB Financial (South Korea) that invested in ready to developed business.
- **Arise Fund**, MDI Venture's managed fund with Finch Capital (Netherland) focusing on early staged tech startup funding in Indonesia and Southeast Asia.
- **Merah Putih Fund (MPF)**, it was initiated by Ministry of SOE with five SOE CVC, such as MDI Ventures, Telkomsel Ventures, Mandiri Capital Indonesia, BRI Ventures, and BNI Ventures, focusing on the Indonesia's startup growth.

OTHERS SEGMENT FINANCIAL PERFORMANCE

Others segment contributed 1.2% to TelkomGroup's consolidated revenue in 2023.

Others Segment	2023-2022		2023		2022	2021
	(%)	(Rp billion)	(US\$ million)	(Rp billion)	(Rp billion)	
Revenues	(11.3)	2,416	157	2,725	2,600	
Expenses	(4.9)	(3,604)	(234)	(3,788)	(2,401)	
Result	11.8	(1,188)	(77)	(1,063)	199	

Others segment revenue decreased by 11.3% or Rp309 billion from the last year. Meanwhile, the expense decreased by 4.9% or Rp184 billion. Therefore, the Others segment recorded a Rp1,188 billion loss.



MARKETING OVERVIEW

MARKET SHARE

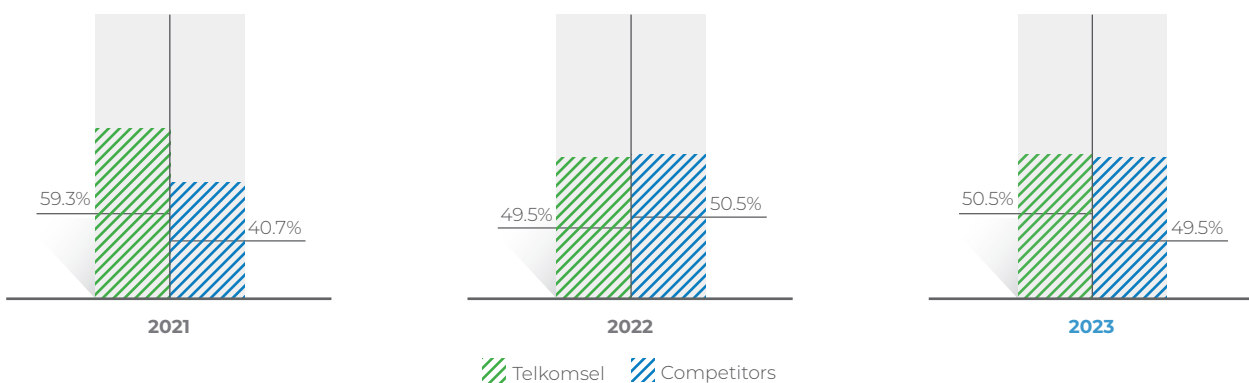
TelkomGroup constantly monitors the latest technology development and develops products, services, standards, and business models that suit the market dynamic to win the competition in the domestic and global markets. Therefore, Telkom and all its subsidiary entities are constantly synergizing to increase value and give the best digital experience to customers.

Mobile Segment Market Share

In 2023, Telkomsel remained the biggest mobile operator in Indonesia, with a market share comparison to other leading operators, Indosat Ooredoo Hutchison (IOH)

and XL Axiata, reached 50.5% for the Mobile segment. Telkomsel's subscribers in 2023 were 159.3 million mobile subscribers (an increase of 1.6%), including 127.1 million mobile broadband subscribers (an increase of 5.1%). The increasing number of cellular subscribers was aligned with the Company's strategy to implement a healthy market with the right subscriber acquisition strategy, optimize subscribers' value, and encourage subscribers to be more active to create more productive subscribers. Telkomsel successfully maintained its stable subscribers in 2023 with the increase in the subscribers' productivity and quality, as shown by the higher payload, payload/data users, and solid ARPU growth, following the Company's strategy to lead a healthy behavior and industry price adjustment.

Cellular Subscribers Market Share for Telkomsel and Competitors 2021-2023



The increasing number of cellular subscribers aligned with the Company's strategy to implement a healthy market with the right subscriber acquisition strategy, optimize subscribers' value, and encourage subscribers to be more active to create more productive subscribers. Telkomsel's revenue experienced growth, which was mainly contributed by mobile data usage. Thus, Telkomsel continues its planned marketing strategy to maintain its market share and positive profitability.

With the higher availability of the 5G network in Indonesia, Telkomsel has focused more on providing various digital services, from video streaming, music, and games to many technology solutions such as artificial intelligence, cloud computing, and the Internet of Things (IoT). Telkomsel's commitment to 5G

development indicates its looking forward view, making Telkomsel the leader of the technology advancement in the telecommunication industry. The advancement is shown by Telkomsel's 4G SDR-based equipment that enables a 5G network without changing the equipment. It guarantees a smooth transition to the 5G network, which indicates Telkomsel's commitment to more efficient and cost-effective technology. The considerations still need to be noticed if it wants to gain maximum implementation of 5G in Indonesia, including infrastructure and device availability, connection ecosystem stability, and user education. Nevertheless, Telkomsel believes implementing the 5G network will be the key to Indonesia's digital transformation and commits to supporting the growth of digital connectivity in Indonesia.

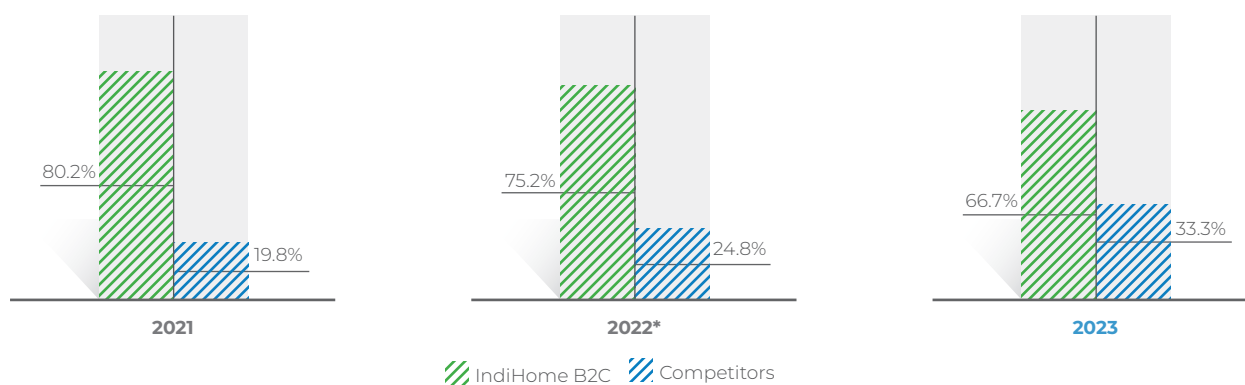
Consumer Segment Market Share

IndiHome B2C competes with other leading fixed broadband service providers in the Consumer segment, such as First Media, Biznet, MNC Play, and My Republic. In addition, a few emerging competitors are raising awareness, such as Iconnet (Perusahaan Listrik Negara's brand), Gasnet (Perusahaan Gas Negara's brand), and XL Home, which targets the middle-low segment. As the public's digital activities increase, more companies offer

fixed broadband services, resulting in denser competition in this segment.

By the end of 2023, fixed broadband IndiHome has gained 0.9 million new subscribers, accumulating 10.1 million subscribers. Thus, IndiHome still dominates the market share of fiber optic-based fixed broadband services. IndiHome B2C network domination has covered 99% regencies/cities or as many as 507 regencies/cities in Indonesia.

Fixed Broadband Market Share for IndiHome B2C and Competitors 2021-2023



Remarks:

*Considering industry competition dynamics, market share calculation with the competitors addition from 2022

To support subscribers' digital activities, IndiHome B2C had the "New High-Speed Same Price" program (New HSSP), which gives loyal customers a free increase of internet bandwidth or internet speed of 40-300 Mbps. It was due to maintaining the increasing digital demands in the future and improving the retention rate of customers.

IndiHome B2C expands its fixed broadband area to increase market share covering all Indonesian regions, with different approaches from product, technology, and price to improve the product preposition and adapt to each subscriber's conditions. It proves IndiHome B2C commitment to widening the coverage and delivering high-quality service to all strata of society. Thus, IndiHome determines to become an affordable and good quality solutions for all people.

After integrating IndiHome into Telkomsel, Telkomsel launched a new product, Telkomsel One, to continue implementing the FMC initiative. The initiative is to promote the equal distribution of digital connectivity with various customer-centric packages and multi-screen approaches for content optimization.

Enterprise Segment Market Share

In the Enterprise segment, TelkomGroup provides various digital services such as IoT, cyber security, big data, and digital ads, which completes the varied products and connectivity services, satellite, IT services, data center, and cloud. Besides that, TelkomGroup also provides big data platforms that can help companies in decision-making, governance, and the formulation of the next business strategy.

**MANAGEMENT
DISCUSSION AND ANALYSIS**

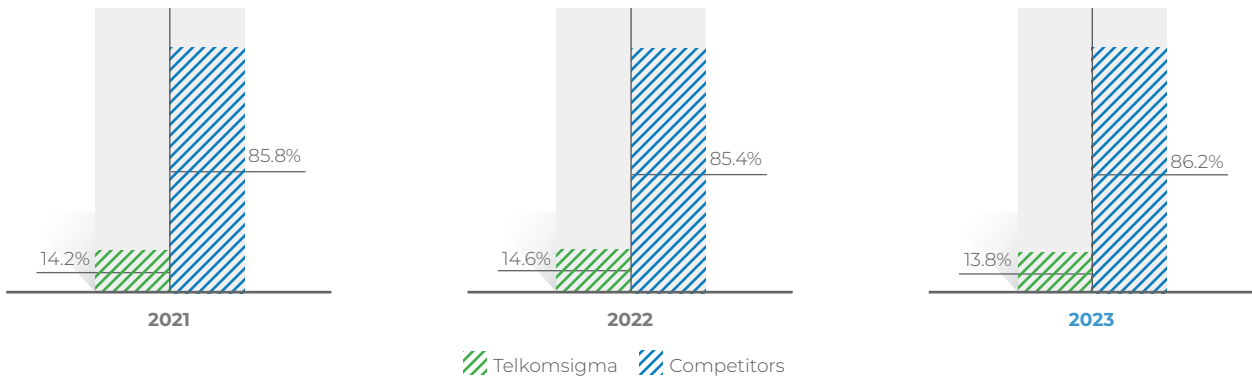
Throughout 2023, TelkomGroup has successfully provided bandwidth as much as 3,222 Gbps and increased by 2% compared to last year. Meanwhile, TelkomGroup's bandwidth in service market share has reached around 59.9% in 2023, increased by 0.5% from 2022.

In 2024, we anticipate the cloud and B2B IT services business in Indonesia to experience a significant increase, with respective CAGRs increasing by 27% and 7%, respectively. It presents an opportunity for

Telkomsigma, TelkomGroup's subsidiary, through its B2B IT services portfolio. Therefore, Telkomsigma aims to expand its services and increase its collaboration with global players to anticipate the future demand for cloud services.

Through Telkomsigma, TelkomGroup achieved 13.8% of system integration market share in 2023, whereas for Shared Service Operation (SSO) and Customer Relationship Management (CRM) market share from Infomedia was 27%.

System Integration Market Share for Telkomsigma and Competitors 2021-2023



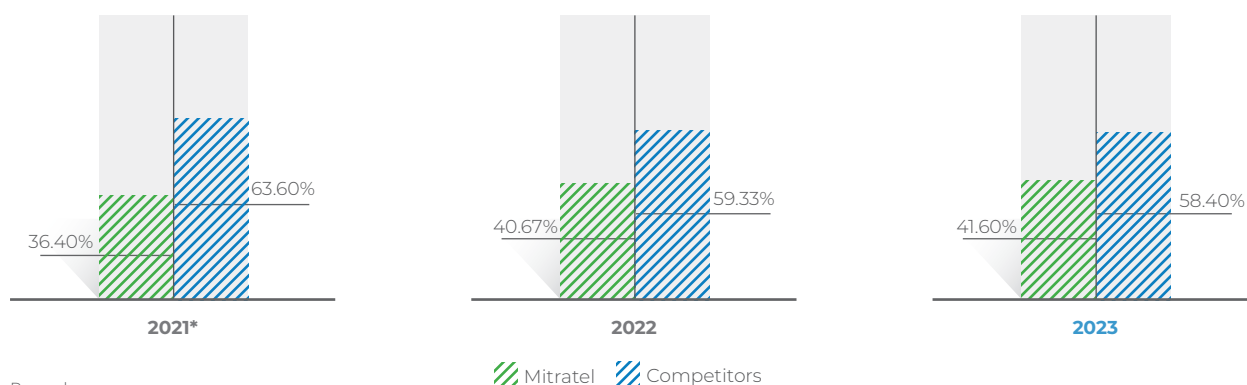
**Wholesale & International Business
Segment Market Share**

In the WIB segment, TelkomGroup operates various business activities consisting of carrier traffic, carrier network, tower, and managed network & infrastructure services. Although the WIB market share was relatively stable during 2023, TelkomGroup kept preparing new business portfolios to solidify the Company's position, one of which is through a Hyperscale Data Center targeting the enterprise and wholesale segment customers. As for International Business, there has been an increase

in demand for data centers. Thus, TelkomGroup has increased its data center capacity in Singapore and Hong Kong to meet growing needs.

TelkomGroup has remained the leader in the carrier traffic market share by dominating the voice interconnection of 90.1%. TelkomGroup also had 61.9% of the market share for wholesale network and 20.2% on wholesale internet. The Metro E product and leased line supported the wholesale network segment, while the IP Transit product supported the wholesale domestic segment.

Tower Market Share form Mitratel and Competitors 2021-2023



Through Mitratel, TelkomGroup operates its wireless telecommunication tower business, with the Company dominating 41.60% of the market share in 2023, an increase from the previous year of 40.67%. Mitratel had 38,014 towers across Indonesia, with 58% of towers located outside Java, appealing to the mobile operators to expand its network outside Java. The Company's leadership in Indonesia's telecommunication tower market share is competitive excellence to deliver more diverse services in the tower ecosystem. Most Mitratel towers have also utilized fiber optic networks that can increase the bandwidth capacity while lowering latency. The rapid growth of the fiber optic business is a significant milestone for the Company to complement the tower service with the value-added service of a reliable connectivity network for cellular operators. Mitratel has a fiber optic of 32,521 km, including 6,979 km from the acquisition in 2022-2023.

In early 2023, Mitratel strengthened its business through a conditional sales agreement over 997 towers of Indosat Ooredoo Hutchison (IOH), and in 4Q23, it also acquired 803 telecommunication towers from PT Gametraco Tunggal. Therefore, Mitratel will further solidify its position as the independent and trustworthy telecommunication tower company with the most towers in Southeast Asia.

Digital and Other Segments Market Share

The Digital segment comprises various service portfolios, such as smart platform, digital content, and e-commerce. TelkomGroup provides digital ads services, intelligent applications, big data, IoT, and financial services in the smart platform business line. The Digital Content line includes music and gaming services through LangitMusik - a streaming application, and Upoint - a gaming top-ups and vouchers application. In 2023, TelkomGroup through its subsidiaries also released online mobile game of Paw Rumble collaborating with local game developers. While in the e-commerce line, TelkomGroup focuses on B2B through PaDi UMKM to expand SMEs' business ecosystem and Xopply for the non-SOE enterprises with more diverse suppliers.

Meanwhile, Telkom has managed venture funds for other segments through its subsidiary MDI Ventures. The investment focuses on vertical businesses garnered high growth, allowing the best digital services delivered to customers, such as financial technology, cloud computing, big data, health technology, e-commerce, IoT, and other services. Until the end of 2023, MDI Ventures has invested in 5 portfolios and emerging startups. MDI Ventures has invested in more than 80 Southeast Asia and global startups since 2016, focusing on early and mid-stage startups.

MARKETING STRATEGY

To increase sales, TelkomGroup has a competitive, strategic, and comprehensive products and services distribution channels and continues to strengthen its branding by adding value and improving the customer experience of its products and services. TelkomGroup also consistently implements price adjustments of its products and services to stay competitive, following the market's buying power considering the utilization of the network, traffic load, and revenue.

Furthermore, TelkomGroup uses the current momentum, such as an increase in public consumption of digital services, the Government policies that support the telecommunication industry development to accelerate national digital transformations, and the expansion opportunities to create various collaborations and telecommunication infrastructure development in remote areas of Indonesia. These actions are part of TelkomGroup's marketing strategy.

Telkom also plans various marketing strategies, including market expansions, collaborations with other strategic companies in building a sustainable digital ecosystem, developing products and services, building good customer relationships, and maintaining network infrastructure to provide optimum services continuously. It is to ensure the network provides optimum services for customers by:

- Conducting upgrades and increasing the capacity to ensure proper services
- Monitoring network issues through the integrated command center (TIOC).
- Having the maintenance team constantly patrolling to prevent errors or intrusions equipped with an application to handle issues end-to-end.

Mobile

The Company is attempting to find the correct balance between market share growth, income, and profitability in the Mobile segment. Telkomsel implements Mobile segment marketing strategies, which are:

- Providing specific products and services that target specific subscriber segments.
- Running a personal offering system through more efficient digital channels.
- Implementing healthy market behavior, the right strategy for subscriber acquisition, value optimization, and encouraging subscribers to be more active.
- Increasing payload growth and new subscribers through improved network quality, products and services offers, digital capability, and acceleration and expansion of the digital ecosystem.
- Collaborating with other parties to enrich digital content on existing platforms.
- Providing aligned offers with subscribers' needs and behaviors to increase ARPU and yield rate.
- Improving the IT platform for better subscribers' analytics capability so it can digitalize and deliver personalized products to subscribers.
- Strengthening the leading network with its coverage and quality to support the digital business and improve the customer experience while adopting the digital lifestyle.

By the end of 2023, Telkomsel had 159.3 million of mobile subscribers, consisting of 151.8 million pre-paid subscribers, 7.5 million post-paid subscribers, and 127.1 million mobile broadband subscribers. Telkomsel has implemented various strategies to encourage a healthier industry that leans toward sustainable growth, such as price rationalization and cost optimization, personalized offerings, optimized networks, and broadband core enhancement with various digital services. Telkomsel continuously improves its digital content, including video and games.

To raise our position in the digital content industry, we strengthened MAXStream's position as the provider of video streaming services by expanding our partnerships with content partners. We are also developing in the mobile game industry through the Dunia Games brand, which provides complete solutions for the gaming community, and are starting to penetrate the game publishing industry. Aside from digital content, we are also constantly developing Telkom's Orbit service, an in-home wireless internet service, to optimize our network capacity. This initiative indicates Telkom's commitment to providing high-quality connectivity beyond traditional cellular services. Telkom Orbit aims to meet the increasing demand for smooth and reliable internet connectivity at home. Therefore, Telkom seeks to redefine the home internet experience, providing customers with fast and reliable wireless connections to enhance their digital lifestyle.

Telkom constantly explores opportunities with initiatives and new digital solutions to expand its digital ecosystem and increase its product portfolios. With the leading network quality, Telkom can increase its product offerings to fulfill customers' vastly evolving demands. Through PT Telkom Ekosistem Digital (INDICO) as the digital powerhouse, we can improve our digital innovations by offering quality products and services beyond connectivity while contributing to accelerating Indonesia's digital economy. With its aim to go beyond the limits to empower Indonesian people and support businesses, INDICO continues developing Indonesia's digital ecosystem by leveraging the assets and capabilities of Telkom and its related ecosystems.

Consumer

As our main product in the Consumer segment, we have performed IndiHome B2C marketing in various ways, such as through digital channels with many discount events and service benefits for IndiHome B2C subscribers and applying dynamic product pricing and services. Telkom constantly improves its service quality and enhances IndiHome B2C subscriber experiences. Therefore, our subscribers are our main priority in designing various

loyalty programs and fastening the response time to solve their disruption.

On the other hand, IndiHome B2C sales strategy focuses on implementing value-based pricing; thus, the selling price of IndiHome B2C products and services will adjust to the local area conditions. Furthermore, Telkom consistently rolls out branding campaigns to attract new customers while offering better-packaged products to divert the competitor's subscribers.

In addition, Telkom is intensifying its efforts to deliver services based on subscribers' profiles. Therefore, we compiled subscribers' data to generate personalized product offerings. We are also implementing a customer relations management process that can conduct end-to-end tracking, allowing us to identify and solve issues promptly before the customer reports them.

In 2023, we implemented various campaigns and promotions to increase our branding:

- **Telkomsel One**
Telkomsel One is a convergence service that provides superior fixed network (IndiHome B2C) and mobile broadband (Telkomsel) connectivity in one service for a seamless broadband experience and better digital experience without being tied to one particular network technology.
- **JITU 1**
The JITU 1 package is specifically designed to provide high-speed internet services at affordable prices, especially for household subscribers.

Enterprise

Telkom's marketing strategy for the Enterprise segments includes conducting sustainable fundamental improvements, implementing consultative selling, and developing strategies to push products and services upon entering the market. We also constantly work alongside customers to plan adjusted services according to their needs.

In addition, Telkom also has several marketing strategies to support digital transformation:

- We strengthen the market's position for our product portfolio and lead the transformation agenda of digital enterprises (including SOEs) to be the leading provider of digital connectivity with the largest bandwidth market share in the Enterprise segment.
- We empower local businesses through digital platforms to simplify market access, funding, better information and technology to support Indonesia's digital transformation.
- We are becoming the Government's trusted information technology partner to support the main national digital agenda of Making Indonesia 4.0 and One Data Indonesia.

We also provided an Account Manager for each corporate customer as a primary way to provide end-to-end service up to after-sales. On the other hand, for our government institution customers, we have a Government Relationship Officer (GRO) responsible for managing relations and seeking strategic information of Government programs.

Wholesale and International Business

We do the WIB segment's marketing strategy by improving the effectiveness and efficiency of cost structure, developing new opportunities, and supporting ministerial programs related to BUMN Go Global. Besides that, we constantly monitor ongoing overseas business to build a better portfolio structure and maximize the value of WIB's segment.

Marketing strategies in 2023 stated as below:

- We offer an attractive business scheme to voice traffic portfolios to improve retail traffic with voice traffic bundling at competitive prices according to service quality.
- We improve quality and service coverage for data center customers and connectivity abroad.

- We offer end-to-end solutions for customers of core tower services, such as "built to suit" (tailored tower leasing services according to location and specifications of the first tenant or primary tenant of relevant towers), co-location services, fiber optic network at tower location, and other related services.
- We explore the regional market through submarine cable service deployment and maintenance.

We also implement other strategies in this segment by developing the tower market by diverting tower operations from Telkomsel to Mitratel. The strategies are to improve the tenancy ratio and optimize the tower business more focused under Mitratel.

We also conduct marketing strategies with various customer approaches in this segment by providing an account manager, wholesale digital touchpoints (apps and web), and customer care support available 24 hours a day. Besides, we constantly improve the team's capability and competency through training based on customer centricity. We periodically conduct surveys through digital touch points and interviews to understand customers' needs better. We will use survey results as input in developing products and services based on customer feedback.

Digital and Others Services

For the Digital and Others segment, Telkom implements its marketing strategies by increasing digital innovations, including enriching digital content, realizing digital services with various features, improving branding, platform, operational, and customer experience, creating digital business models to support Indonesia's digital economy, utilizing assets and inventory to gain insights of digital services and customers experience, as well as developing digital business portfolios with digital startup investments. We also own communication channels to serve customers, such as contact centers, dedicated account management, customer care, channel management, websites, and social media.

In addition, our digital service program also helps improve IndiHome B2C services with MyIndiHome as a digital touchpoint for subscribers, which also offers Disney+ Hotstar as a bundling sim card package, IndiBox as an add-on service that provide video, game, and other Google application contents, GameQoo as a cloud gaming services, and IndiHome Smart as a home IoT service for IndiHome B2C subscribers.

Telkomsel is committed to increasing product differentiation and digital capabilities beyond connectivity while expanding the current digital ecosystem, focusing on customer needs and long-term growth supported by network quality.

- Enrich the MAXstream platform through more customer-oriented features, the release of more MAXstream Original content, and continuous improvements to the service and channel offerings with more than 12.1 million monthly active users.
- Established partnerships with crucial game publishers and developers to expand its footprint in the mobile gaming industry under the Dunia Games brand with 20.6 million monthly active users.
- Strengthening the position of by.U, a total digital prepaid product offering integrated services based on customizable digital application, with a positive growth of 6.5 million subscribers.
- Developing Telkomsel Orbit, a wireless internet service for homes to utilize strong network capacity
- Empowering the MyTelkomsel application with approximately 35.8 million monthly active users by enhancing customers' digital experience with various innovations, including improved payment methods, interactive tracking pages, and user interface improvements, as well as an analytics engine to personalize and provide customers with the right products and services to suit with their needs. MyTelkomsel will transform into an integrated superapp that will become a true partner in the digital lifestyle of Telkomsel customers.

DISTRIBUTION CHANNEL

Digital Touch Point

After IndiHome was integrated into Telkomsel, the Digital Touch Points for cellular and fixed broadband subscribers were combined in the MyTelkomsel app. Fixed broadband subscribers can use the MyTelkomsel application to submit requests for new installations and manage bills and payments. Until the end of 2023, 35.8 million active Telkomsel subscribers registered in the MyTelkomsel application. For a more interactive customer experience, we have integrated MyTelkomsel with Veronika, a chatbot-based virtual assistant supported by Microsoft Azure and OpenAI.

TelkomGroup also provides a web-based digital touch point for customers in the Enterprise segment with My Telkom Enterprise Solution (MyTeNS) that could increase customer productivity and service. MyTeNS helps to simplify the business process by conveniently accessing product catalog, digital quotations, tracking delivery tickets, and recording any service disturbance that customers submit through ticket publishing.

For SMEs, Telkom provides MyIndibiz website of business to business (B2B) marketplace to boost the go-digital and growing SMEs in Indonesia. For Wholesale customers, Telkom provides a self-service digital touch point, MyCarrier, an end-to-end digital customer experience that is integrated in real-time with internal processes, includes the product catalog, orders management, service installation/activation tracking, billing, and payment, disruption report and monitoring, and others.

We also measure customer experiences using digital touch point by implementing Net Promoter Score (NPS) method. It allows us to gain accurate data to improve the quality of products and services and customer experience.

Customer Service Point

TelkomGroup provides Plasa Telkom and GraPARI as customer service points to provide solutions for TelkomGroup products and services, which subscribers have access to all Telkom and Telkomsel products and services, including billing, payment, subscription cancellation, promotions, and complaint handling. Currently, Plasa Telkom and GraPARI outlets make fixed broadband and cellular services more accessible to customers. We are optimizing the number of Customer Touch Points and reducing duplication of Plasa and GraPARI, where by the end of 2023, TelkomGroup will have 186 Telkom Plasa and 309 GraPARI Centers in Indonesia, as well as 571 IndiHome B2C sales car units.

We optimized more than 210 Plasa and 89 GraPARI to maximize synergy initiatives. This approach will maintain current levels of customer satisfaction and result in better customer experiences and increased operational efficiency.

Authorized Dealers, Retail Outlets, and Modern Channels

Authorized dealers and retail outlets are a non-exclusive distribution network that offers various Telkomsel products, such as starter packs for prepaid SIM cards, prepaid SIM cards, and top-up vouchers with multiple discounts. As the customers' preference changed to online transactions compared to traditional outlets, Telkom adjusted its performance indicator for outlet partners to give them proper appreciation and support for optimizing their business model to increase sales.

In 2023, we noticed the shift from traditional to modern channels due to consumer behavior changes during the COVID-19 pandemic. More customers avoid or limit physical interactions or must comply with social distancing measures and guidelines. Therefore, they prefer online transactions using the internet or special mobile applications rather than transacting at traditional outlets.

Digitalization, implementation of digital strategies, and transformation by private companies, institutions, and public agencies increased transaction volumes through modern channels, resulting in rapid development in the e-commerce, fintech, e-money, and delivery services sectors. Telkomsel has monitored these changes to adapt and redefine key performance indicators used in rewarding and helping partners optimize their business models to increase sales.

Partnership Stores

TelkomGroup works alongside third-party marketing outlets to expand its distribution network, including computer and electronics stores, ATM networks, and other business networks.

Contact Centers

TelkomGroup has contact center services in Semarang, Bandung and Malang operating 24 hours. It is to ease customers' registration, submit complaints, and get product information and other TelkomGroup services.

Account Management Team

TelkomGroup's account management team acts as the primary interaction channel with customers and is responsible for managing customers' relations and portfolios. The account management team serves various customers, including corporate, SME, government institutions, and wholesale and international customers.

Sales Specialist

TelkomGroup has sales specialists working with account managers to identify customers' technical needs.

Channel Partner

TelkomGroup collaborates with other parties to organize events for Enterprise customers. TelkomGroup also works with Community and B2B partners to fulfill Enterprise segment customers' requests and to reach retail customers.

Website

TelkomGroup has several websites that customers can access according to their needs, such as www.telkom.co.id, www.telkomsel.com, www.telin.net, and www.indihome.co.id. It helps customers access information, submit a complaint, and get services such as e-billing, registration, and collective billing information.

Social Media

TelkomGroup manages social media such as Facebook, Instagram, and Twitter to reach massive customers, communicate with customers, and gain fast feedback on products and services.

Instant Messaging

TelkomGroup also manages instant messaging, including Facebook, Twitter, Telegram, and WhatsApp, for Telkomsel's subscribers to communicate with our virtual assistant chatbot, Veronika, enabling them to explore our products and services.

LinkAja

LinkAja is a mobile-based digital wallet application with many features to pay bills, purchase digital products and services, and other digital transactions. In September 2023, along with the minister of SOEs, LinkAja officially launched a special edition skin as an actual step in digital transformation for integrated payment and communication. This application is for SOE employees as a supporting transaction tool with LinkAja's balance usage, an effective and efficient communication medium over the newest information on the Ministry of SOE and other SOEs, and an SOE's promotional media on products and services.

CUSTOMER RELATIONSHIP MANAGEMENT (CRM)

We implement CRM for a personalized service to identify customers' interests and preferences, which is one of them through the IndiHome B2C service. IndiHome B2C officers proactively identify subscribers' issues and initiate solutions for the problems to improve their convenience. IndiHome B2C can provide services to each subscriber through a solid subscriber database and enhance the customer experience.

On the other hand, we are conducting sustainable improvements through a close-the-loop system, which means "beginning and ending with the customer mind" by continuously improving solutions for customers' pain points to enhance the customer experience. We deeply analyze customer feedback garnered from PNS surveys (specifically detractors/customers that do not recommend IndiHome B2C services) to analyze the cause and then produce a prioritized most impactful action plan for IndiHome subscribers' satisfaction.

We are also improving our services to customer needs and behavior, using customer profiles generated from data collection and advanced improvements to our hyper micro-segmentation analysis engine. It aims to personalize services and improve product offerings with appropriate pricing to meet customer needs. It may appeal to the customers based on their profile, seeking to maintain customer engagement and productivity. We also rely on the traceable customer relationship management process, allowing us to identify and fix problems promptly rather than customer complaints. Therefore, we can avoid the customers' dissatisfaction and proactively resolve issues. We can reach our customers across the country through our extensive customer touch points, increasing their convenience.

COMPREHENSIVE FINANCIAL PERFORMANCE

FINANCIAL POSITION OVERVIEW

As of December 31, 2023, TelkomGroup had total assets of Rp287,042 billion or US\$18,641 million, increased by 4.3% from the previous period. The increase was due to an increase in other current financial asset, trade receivables, contract assets, other current asset, property and equipment, other non-current assets, and right-of-use assets. Meanwhile, total liabilities were Rp130,480 billion or US\$8,473 million. It increased by 3.6% from the last year. The increase was due to an increase in trade payables, contract liabilities, bank loans, long-term loans, lease liabilities, contract liabilities, and pension benefits and other post-employment benefits obligations

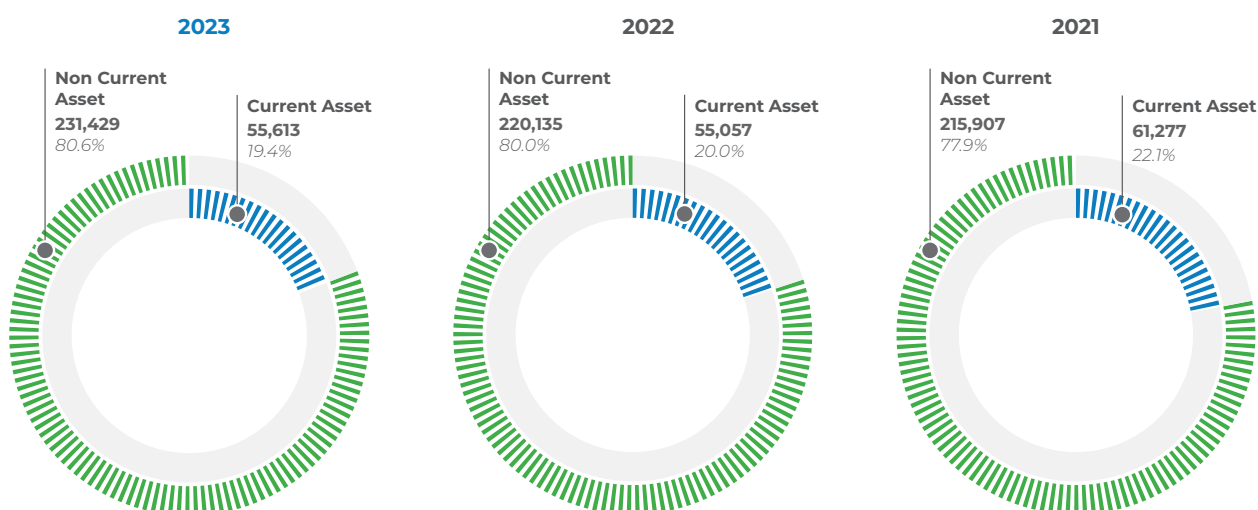
Telkom and Its Subsidiaries Financial Position 2021-2023

	Growth		Years ended December 31		
	2023-2022	2023		2022	2021
	(%)	(Rp billion)	(US\$ million)	(Rp billion)	(Rp billion)
Total Current Assets	1.0	55,613	3,612	55,057	61,277
Total Non-Current Assets	5.1	231,429	15,029	220,135	215,907
Total Assets	4.3	287,042	18,641	275,192	277,184
Total Current Liabilities	1.7	71,568	4,648	70,388	69,131
Total Non-Current Liabilities	6.1	58,912	3,826	55,542	62,654
Total Liabilities	3.6	130,480	8,473	125,930	131,785
Total Equity attributable to owners of the parent company	5.0	135,744	8,815	129,258	121,646

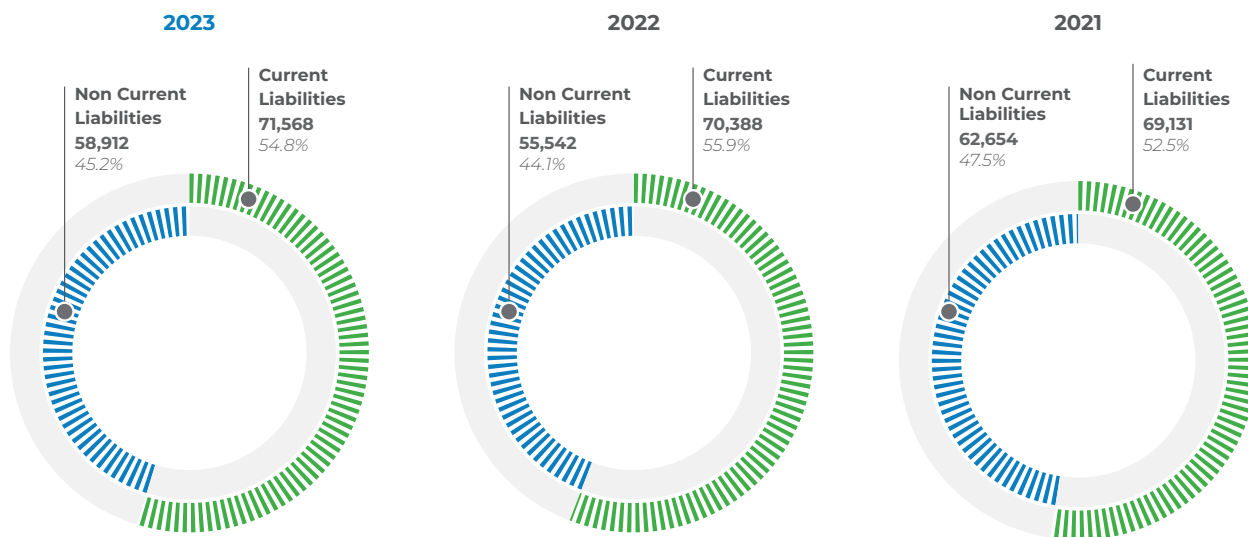
Financial Position Comparison

The position of Telkom's current asset and non-current asset as of December 31, 2023, was 19.4% dan 80.6% Meanwhile, for the liabilities, Telkom had 54.9% current liabilities and 45.1% non-current liabilities.

Asset Composition 2021-2023 (Rp billion)



Liabilities Composition 2021-2023 (Rp billion)



Comparison of Financial Position as of December 31, 2023 Compared to as of December 31, 2022

1. Assets

At the end of 2023, Telkom's total assets were Rp287,042 billion or US\$18,641 million. It increased by Rp11,850 billion or 4.3% compared to 2022. It was due to:

a. Current Assets

Telkom's current assets of December 31, 2023 was recorded at Rp55,613 billion or US\$3,612 million, increased by Rp556 billion or 1% from 2022. It was due to:

- An increase in trade receivables by Rp2,033 billion or 23.5% due to significant increase in receivables to third parties.
- An increase in other current assets by Rp985 billion or 14% due to an increase in frequency use permits prepaid short-term portion, advances, prepaid salaries, and other receivables.
- An increase in other current financial assets by Rp312 billion or 23.1% due to an increase in term deposits and mutual funds.
- An increase in contract assets by Rp247 billion or 10.1% due to an increase in the asset of short-term contracts.
- An increase in claim for tax refund and prepaid taxes by Rp84 billion or 4.6% due to an increase in short-term portion of prepaid taxes.

The increases were offset by:

- A decrease in cash and cash equivalents by Rp2,940 billion or 9.2% was mainly on the cash side at third party banks and related parties due to an increase in cash expenditures for bank debt repayment activities and other loans.
- A decrease in inventories by Rp147 billion or 12.8% related to components and others.
- A decrease in contract costs by Rp18 billion or 2.7% due to a decrease in contract fulfillment costs.

b. Non-Current Assets

TelkomGroup's non-current asset as of December 31, 2023 was Rp231,429 billion or US\$15,029 million, it increased by 5.1% or Rp11,294 billion from 2022. It was due to:

- An increase in property and equipment by Rp7,426 billion or 4.3% due to an increase in direct ownership in the form of buildings, satellites, earth stations and their equipment, transmission equipment and installations, power supplies, data processing equipment and other telecommunications equipment.
- An increase in right-of-use assets by Rp2,248 billion or 11.1% for right-of-use assets in the form of transmission equipment and installations, land, etc.

- An increase in other non-current assets by Rp1,810 billion or 50% in the form of prepaid frequency use permits, tax refund claims and prepaid taxes, all after deducting the short-term portion.
- An increase in intangible assets by Rp429 billion or 5.2% in the form of software and other intangible assets.
- An increase in deferred tax assets – net by Rp53 billion or 1.3% due to an increase in employee benefit provisions and contract liabilities at Telkomsel.

The increases were offset by:

- A decrease in long-term investments by Rp491 billion or 5.7% due to a decrease in long-term investment in financial instruments in the form of equity and convertible bonds.
- A decrease in contract costs by Rp173 billion or 9.9% due to the difference between amortization of contract costs during the year with the addition of contract acquisition costs and contract fulfillment costs as well as an impairment loss.

2. Liabilities

At the end of 2023, TelkomGroup recorded total liabilities of Rp130,480 billion or US\$8,473 million, it increased by 3.6% or Rp4,550 billion compared to 2022. The following influenced changes in liabilities in 2023:

a. Current Liabilities

At the end of 2023, TelkomGroup's current liabilities were Rp71,568 billion or US\$4,648 million, it increased by 1.7% or Rp1,180 billion and was due to:

- An increase in trade payables by Rp151 billion or 0.8% mostly from related parties for the purchase of equipment, goods and services.
- An increase in Contract liabilities by Rp533 billion or 8.8% mostly from advances from WIB and Enterprise segment customers.

- An increase in short-term bank loans by Rp1,459 billion or 17.8%, the largest of which was proportionally obtained from third party creditors.
- An increase in Current maturities of long-term loans and other borrowings by Rp1,418 billion or 16.0% with the largest proportion being additional bank debt, bonds and MTN.
- An increase in current maturities of lease liabilities by Rp650 billion or 13.2%.
- An increase in customer deposits by Rp184 billion or 7.7%, which was also related to the increase in the number of customers.

The increases were offset by:

- A decrease in accrued expenses by Rp2,366 billion or 15.3%, the largest proportionally in the form of a decrease in accrued expenses in terms of operations, maintenance and telecommunications services.
- A decrease in taxes payable by Rp847 billion or 15.8% due to a decrease in corporate income tax and VAT - tax collector.
- A decrease in other payables by Rp22 billion or 4.8% due to the settlement of several related debts.

b. Non-Current Liabilities

At the end of 2023, TelkomGroup recorded non-current liabilities of Rp58,912 billion or US\$3,826 million, it increased by 6.1% or Rp3,370 billion, which was due to:

- An increase in contract liabilities by Rp1,030 billion or 66%, most of which was in the form of an increase in down payments for Enterprise, WIB, and Other segment customers.

- An increase in pension benefits and other post-employment benefits obligations by Rp1,142 billion or 11.1%, most of which is from pensions at Telkomsel and post-employment health benefits related to employee transfers from the IndiHome integration.
- An increase in long service award provisions by Rp122 billion or 11.8% due to defined benefits funded by the Company and post-employment health benefits.
- An increase in long-term loans and other borrowings by Rp442 billion or 1.6%, which was proportionally in the form of an increase in third party bank debt.
- An increase in lease liabilities by Rp1,114 billion or 8.1% due to additional rental activities by the Company.

The increases were offset by:

- An increase in other liabilities by Rp298 billion or 50.7%.
- An increase in deferred tax liabilities - net by Rp182 billion or 17.8, which proportionally occurred at Telkomsel related to leases and differences in the book value of fixed assets according to accounting & tax.

3. Equity

TelkomGroup's equity in 2023 was recorded at Rp156,562 billion or US\$10,167 million, increased by 4.9% or Rp7,300 billion from the 2022 of Rp149,262 billion or US\$9,587 million.

PROFIT AND LOSS OVERVIEW

Telkom's consolidated revenue as of December 31, 2023, was Rp149,216 billion (US\$9,690 million), or increased by 1.3% compared to the last year of Rp147,306 billion (US\$9,461 million). The increase was due to the revenue growth in data, internet, and information technology service, IndiHome, interconnection, and network.

The total expense of TelkomGroup in 2023 was Rp104,300 billion (US\$6,773 million), it increased by 2.7% compared to the total expense in 2022 of Rp101,569 billion (US\$6,524 million). It was due to the several factors, such as the increase in operations, maintenance, and telecommunication services, interconnection, general and administrative, and personnel expenses. As of the end of 2023, TelkomGroup recorded a net profit of Rp24,560 billion (US\$1,595 million), it increased by 18.3%, and EBITDA of Rp77,579 billion that decreased by 1.8% compared to 2022.

Telkom and Its Subsidiaries Consolidated Profit and Loss in 2021-2023

	Growth		Years ended December 31		
	2023-2022	2023		2022	2021
	(%)	(Rp billion)	(US\$ million)	(Rp billion)	(Rp billion)
Revenues	1.3	149,216	9,690	147,306	143,210
Telephone revenues	(33.1)	9,093	590	13,588	16,467
Cellular	(32.0)	8,194	532	12,052	14,737
Fixed Line	(41.5)	899	58	1,536	1,730
Interconnection revenues	7.0	9,067	589	8,472	7,787
Data, internet, and information technology service revenues	5.1	90,820	5,898	86,410	82,224
Cellular internet and data	6.1	73,187	4,753	69,006	64,500
Internet, data communication and information technology services	6.0	10,899	708	10,286	10,272
Short Messaging Service (SMS)	(21.6)	3,380	219	4,309	4,754
Others	19.4	3,354	218	2,809	2,698
Network revenues	4.4	2,482	161	2,378	1,880
IndiHome revenues	2.7	28,785	1,869	28,020	26,325
Other services revenues	6.0	6,183	402	5,834	6,115
Manage service and terminal	(20.5)	920	60	1,157	2,048
Call center service	8.6	1,264	82	1,164	1,081
E-health	4.4	761	49	729	640
E-payment	4.6	496	32	474	487
Others	18.7	2,742	178	2,310	1,859
Revenues from lessor transaction	7.0	2,786	181	2,604	2,412
Expenses	2.7	104,300	6,773	101,569	99,303
Depreciation and amortization expenses	(1.8)	32,663	2,121	33,255	31,816
Operations, maintenance, and telecommunication services expenses	4.0	39,718	2,579	38,184	38,133
Operations and maintenance	1.4	23,057	1,497	22,746	21,467
Radio frequency usage charges	13.9	7,412	481	6,510	6,097
Leased lines and CPE	(1.9)	3,462	225	3,530	5,003
Concession fees and USO charges	9.0	2,836	184	2,601	2,472
Electricity, gas, and water	(3.0)	877	57	904	898

	Growth		Years ended December 31		
	2023-2022	2023		2022	2021
	(%)	(Rp billion)	(US\$ million)	(Rp billion)	(Rp billion)
Cost of SIM cards and vouchers	6.7	797	52	747	739
Project management	22.3	489	32	400	519
Insurance	17.0	269	17	230	432
Vehicles rental and supporting facilities	(10.2)	308	20	343	305
Others	22.0	211	14	173	201
Personnel expenses	6.8	15,927	1,034	14,907	15,524
Salaries and related benefits	3.4	9,674	628	9,360	8,661
Vacation pay, incentives and other benefits	8.4	4,159	270	3,835	4,999
Pension benefit cost	4.0	1,319	86	1,268	1,137
Net periodic post-employment health care benefits cost	(3.8)	205	13	213	263
Long Service Award (LSA) expense	214.1	289	19	92	153
Obligation under the Labor Law	178.2	217	14	78	254
Other post-employment benefit cost	(12.0)	22	1	25	23
Long service employee benefit	-	1	0	1	3
Others	17.1	41	3	35	31
Interconnection expenses	17.0	6,363	413	5,440	5,181
Marketing expenses	(10.2)	3,530	229	3,929	3,633
General and administrative expenses	4.2	6,099	396	5,854	5,016
General Expenses	8.3	2,446	159	2,259	2,043
Professional fees	(9.2)	996	65	1,097	789
Allowance for expected credit losses	(9.5)	513	33	567	474
Travelling	5.2	443	29	421	321
Training, education, and recruitment	24.3	461	30	371	284
Social contribution	6.4	232	15	218	213
Collection expenses	12.7	195	13	173	212
Meeting	7.1	334	22	312	249
Others	9.9	479	31	436	431

**MANAGEMENT
DISCUSSION AND ANALYSIS**

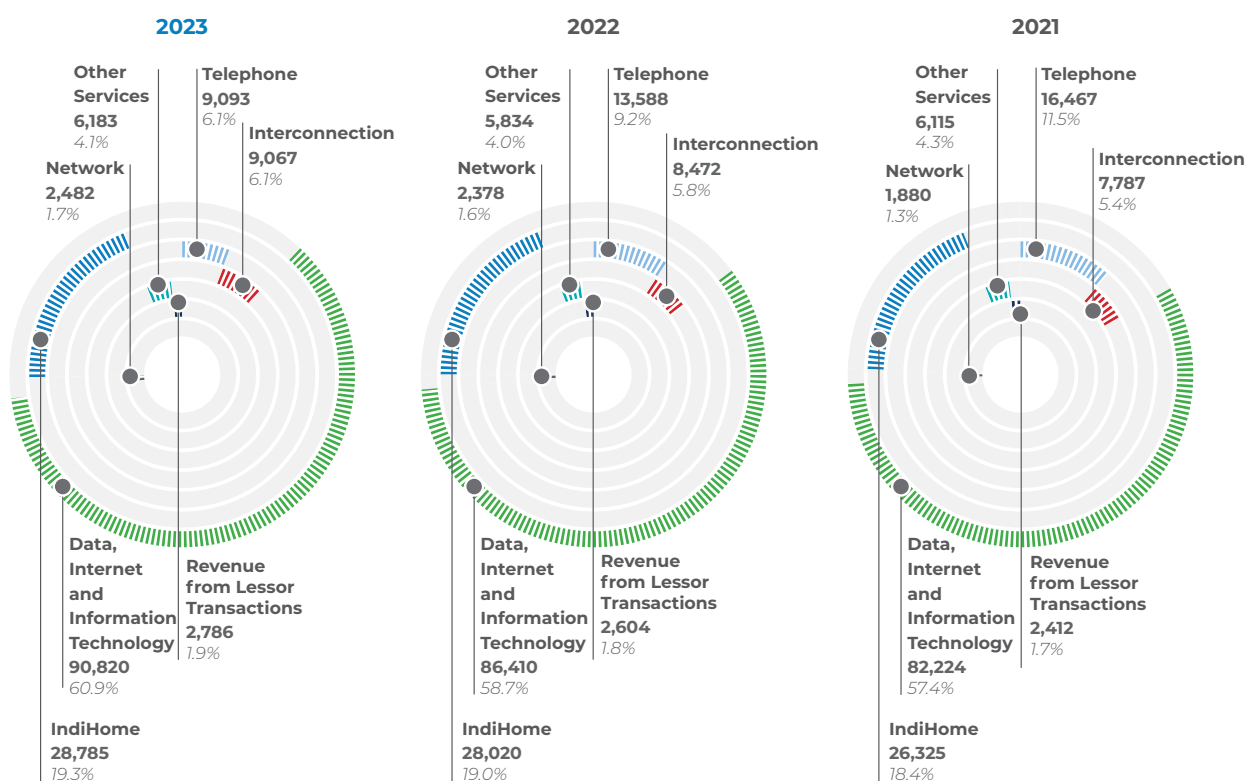
	Growth		Years ended December 31		
	2023-2022	2023		2022	2021
	(%)	(Rp billion)	(US\$ million)	(Rp billion)	(Rp billion)
Gain (loss) on foreign exchange-net	114.1	(36)	(2)	256	50
Unrealized gain on changes in fair value of investments	(88.4)	(748)	(49)	(6,438)	3,432
Other Income - net	869.2	252	16	26	174
Operating Profit	12.1	44,384	2,882	39,581	47,563
Finance income	20.8	1,061	69	878	558
Finance costs	15.3	(4,652)	(302)	(4,033)	(4,365)
Share of profit (loss) of associated companies	(101.1)	1	0	(87)	(78)
Profit Before Income Tax	12.3	40,794	2,649	36,339	43,678
Income Tax (Expense) Benefit	(0.8)	(8,586)	(558)	(8,659)	(9,730)
Profit for the Year	16.4	32,208	2,092	27,680	33,948
Other comprehensive income (loss)	182.3	(1,454)	(94)	1,767	1,980
Net comprehensive income for the year	4.4	30,754	1,997	29,447	35,928
Profit for the year attributable to owners of the parent company		24,560	1,595	20,753	24,760
Profit for the year attributable to non-controlling interest		7,648	497	6,927	9,188
Net comprehensive income attributable to owner of the parent company		23,083	1,499	22,468	26,767
Net comprehensive income for the year attributable to non-controlling interest		7,671	498	6,979	9,161

Profit and Loss Comparison

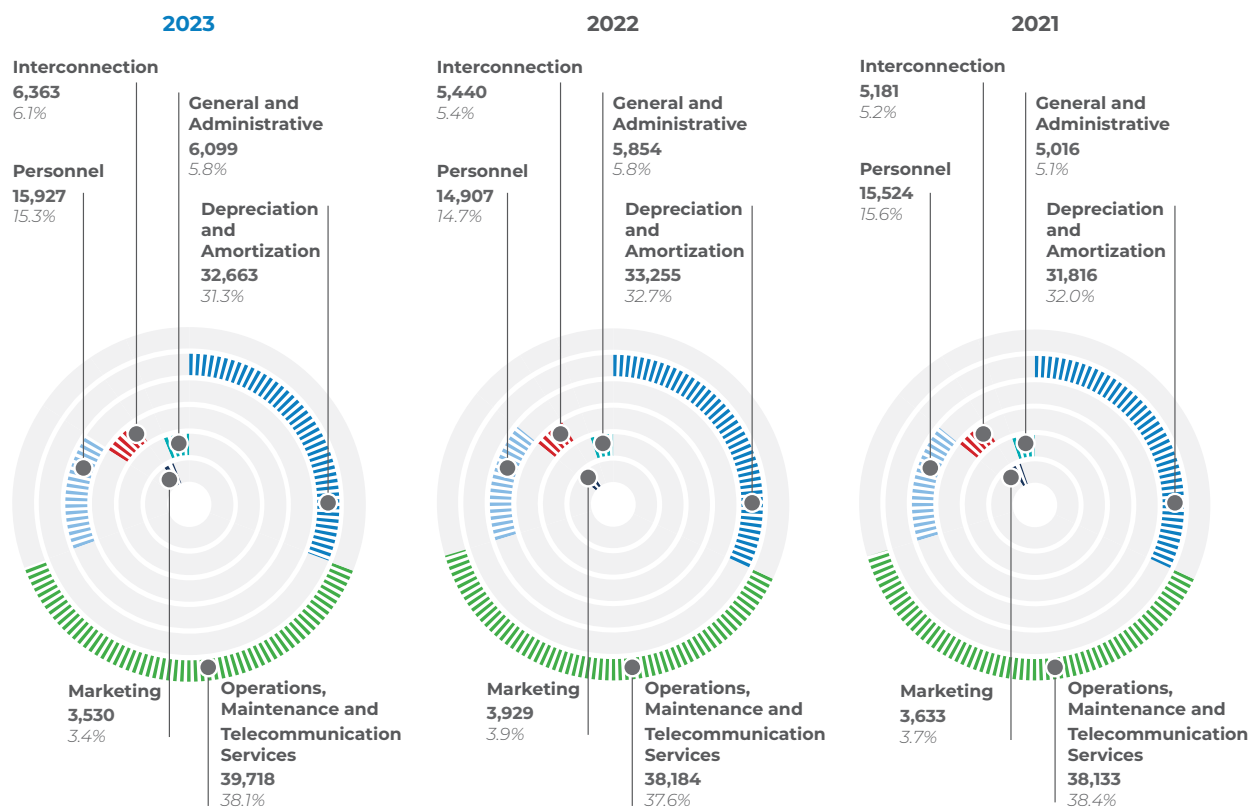
TelkomGroup's highest revenue composition in 2023 was from data, internet, and information technology service revenues of 60.9%, followed by IndiHome revenue with the contribution of 19.3% and telephone revenue of 6.1%.

The highest expense composition was from operation, maintenance, and telecommunication services of 38.3%, followed by depreciation and amortization expenses related to property and equipment, software, hardware, and technology infrastructure use of 31.3%. The least expense in 2023 was the marketing expense of 3.4%.

Revenue Composition 2021-2023 (Rp billion)



Expenses Composition 2021-2023 (Rp billion)



Comparison of Profit and Loss for The Year Ended December 31, 2023 Compared to Year Ended December 31, 2022

1. Revenues

In 2023, TelkomGroup recorded revenues at Rp149,216 billion (US\$9,690 million), it increased by 1.3% or Rp1,910 billion, compared to the 2022 revenue of Rp147,306 billion. The increase was due to an increase in data, internet, and information technology service, IndiHome, interconnection, and network.

a. Cellular Telephone Revenues

The cellular voice revenue decreased by 32% in 2023 to Rp8,194 billion (US\$532 million) compared to the last year of Rp12,052 billion. The decrease was due to an increase in the customers' use of Over The Top (OTT) service for media communication.

b. Fixed Lines Telephone Revenues

Fixed lines telephone revenues in 2023 was Rp899 billion (US\$58 million), it decreased by 41.5% compared to 2022 of Rp1,536 billion. It was due to the higher mobility of customers who prefer more mobile devices.

c. Data, Internet, and Information Technology Services Revenues

TelkomGroup recorded data, internet, and information technology services revenue in 2023 of Rp90,820 billion (US\$5,898 million), it increased by 5.1% or Rp4,410 billion compared to the 2022 revenue of Rp86,410 billion. The increase was due to:

- An increase in cellular internet by Rp4,181 billion or 6.1% due to the growth of mobile data usage.
- An increase in internet, data communication, and information technology services revenues by Rp613 billion or 6% due to the data usage growth of Enterprise and WIB segment products.

- An increase in others revenue by Rp545 billion or 19.4% due to the data usage growth of Enterprise and WIB segment products.

The increases were compensated by the decrease in SMS revenue by Rp929 billion or 21.6% due to the usage shifting from SMS to Over The Top (OTT) service.

d. Interconnection Revenues

TelkomGroup's interconnection revenue was from fixed-line telephone, including direct international services of IDD 007 and Telkomsel cellular network. TelkomGroup's interconnection revenue in 2023 were Rp9,067 billion (US\$589 million), increased by 7% or Rp595 billion from the last year of Rp8,472 billion. The increase was due to an increase in international traffic of hubbing voice and SMS A2P (Application to Person) service.

e. Network Revenues

TelkomGroup's network revenues in 2023 was Rp2,482 billion (US\$161 million), it increased by 4.4% or Rp104 billion, from Rp2,378 billion in 2022. It was due to an increase in leased line and satellite transponder revenue.

f. IndiHome Revenues

IndiHome revenues in 2023 was Rp28,785 billion (US\$1,869 million), it increased by 2.7% or Rp765 billion from the last year of Rp28,020 billion. It was due to the IndiHome new subscribers of 0.9 million subscribers or increased by 9.5%.

g. Other Services Revenues

TelkomGroup recorded revenue for the other services of Rp6,183 billion (US\$402 million) in 2023, it increased by 6% or Rp349 billion compared to the 2022 revenues of Rp5,834 billion. It was due to:

- An increase in others revenue by Rp432 billion or 18.7%.
- An increase in call center service revenue by Rp100 billion or 8.6%.
- An increase in e-health revenue by Rp32 billion or 4.4%.
- An increase in e-payment by Rp22 billion or 4.6%.

The increases were compensated by the decrease in manage service and terminal revenue by Rp237 billion or 20.5%.

h. Revenues from Lessor Transactions

TelkomGroup's revenues from lessor transactions in 2023 were Rp2,786 billion. It resulted from the adoption of PSAK 72, which Telkom requires to disclose revenues from lessor transactions; for instance, leases were separately from contracts with customers' revenues.

2. Expense

TelkomGroup's total expenses as of December 31, 2023, were Rp104,300 billion (US\$6,773 million), it increased by 2.7% or Rp2,731 billion, compared to 2022 of Rp101,569 billion. These changes were due to:

a. Operation, Maintenance and Telecommunication Service Expense

In 2023, TelkomGroup's operating, maintenance, and telecommunications services expenses were Rp39,718 billion (US\$2,579 million), it increased by 4% or Rp1,534 billion compared to 2022 of Rp38,184 billion. It was due to:

- An increase in operation and maintenance expense by Rp311 billion or 1.4% from backbone network usage rights costs with other global submarine cable operators/consortiums.
- An increase in radio frequency usage charges expense by Rp902 billion or 13.9%, which is directly proportional to the increase in mobile data and internet services.
- An increase in concession fees and USO charges expense by Rp235 billion or 9% due to an increase in contribution from gross revenue from telecommunications operations as a development for the USO.
- An increase in project management expense by Rp89 billion or 22.3% due to an increase in new projects starting work.
- An increase in cost of SIM cards, vouchers, and sales of peripherals expense by Rp50 billion or 6.7% related to the increased inventory of SIM cards, components and prepaid vouchers.
- An increase in insurance expense by Rp39 billion or 17% due to an increase in other expenses of Rp38 billion or 22%.

The increases were compensated by:

- A decrease in leased lines and Customer Premise Equipment (CPE) expense by Rp68 billion or 1.9%.
- A decrease in vehicles rental and supporting facilities expense by Rp35 billion or 10.2%.
- A decrease in electricity, gas, and water expense by Rp27 billion or 3%.

b. Depreciation and Amortization Expense

TelkomGroup recorded depreciation and amortization expenses in 2023 at Rp32,663 billion (US\$2,121 million), it decreased by 1.8% or Rp592 billion compared to the last year of Rp33,255 billion. It was due to the changes in the extension of the Group's useful life in the current year and the impact of accelerated depreciation of Multi-Service Access Node (MSAN) assets which were completed in the previous year.

c. Personnel Expense

The personnel expense in 2023 was Rp15,927 billion (US\$1,034 million). It increased by 6.8% or Rp1,020 billion from Rp14,907 billion in 2022. It was due to an increase in vacation pay, incentives, and other benefits expense by Rp324 billion or 8% and increase from salary and allowances expenses amounted to Rp314 billion or 3.4% and LSA expense by Rp197 billion or 214.1% that related to the employee transfer of IndiHome integration.

d. Interconnection Expense

TelkomGroup's interconnection expense in 2023 was Rp6,363 billion (US\$413 million), it increased by 17% or Rp923 billion compared to the last period of Rp5,440 billion. It aligned with the increase in interconnection revenue.

e. Marketing Expense

TelkomGroup recorded marketing expenses in 2023 at Rp3,530 billion (US\$229 million), it decreased by

10.2% or Rp399 billion compared to 2022 of Rp3,929 billion. It was due to changes in marketing program strategies that were more efficient in promoting the introduction of new digital products and businesses after the integration of IndiHome, consumer education, and strengthening SME businesses through IndiBiz.

f. General and Administrative Expense

TelkomGroup's general and administrative expenses in 2023 were Rp6,099 billion (US\$396 million), it increased by 4.2% or Rp245 billion compared to 2022 of Rp5,854 billion. It was due to an increase in general expenses by Rp187 billion or 8.3% and training, education, and recruitment expense by Rp90 billion or 24.3%. The increases were offset by a decrease in professional fees expense by 9.2% or Rp101 billion.

3. Gain (Losses) on Foreign Exchange-Net

TelkomGroup's business involves foreign currencies and exchange rate fluctuations, so it may positively or negatively impact the Company's financial transactions. In 2023, TelkomGroup recorded loss on foreign exchange - net of Rp36 billion (US\$2 million), it decreased by 114.1% compared to the previous period that gained Rp256 billion.

4. Unrealized Gain (Loss) on Changes in Fair Value of Investments

In 2023, TelkomGroup recorded unrealized loss on changes in fair value of investments at Rp748 billion, it decreased by 88.4% compared to the last period of Rp6,438 billion.

5. Other Income - Net

TelkomGroup recorded other income - net in 2023 at Rp252 billion (US\$16 million), it increased by 869.2% or Rp226 billion compared to the last period of Rp26 billion.

6. Operating Profit and Operating Profit Margin

TelkomGroup recorded the operating profit in 2023 at Rp44,384 billion (US\$2,882 million), it increased by 12.1% compared to the last operating profit of Rp39,581 billion. Meanwhile, the operating profit margin increased from 26.9% in 2022 to 29.7% in 2023.

7. Profit Before Income Tax and Pre-Tax Margin

TelkomGroup's profit before income tax in 2023 was Rp40,794 billion (US\$2,649 million), it increased by 12.3% compared to the last period of Rp36,339 billion. Meanwhile, the pre-tax margin increased from 24.7% in 2022 to 27.3% in 2023.

8. Income Tax (Expense) Benefit

TelkomGroup recorded expense tax benefit in 2023 was Rp8,586 billion (US\$558 million), it decreased by 0.8% or Rp73 billion compared to 2022 of Rp8,659 billion. It was in line with the decrease in deferred tax expense by Rp390 billion.

9. Other Comprehensive Income (Losses)

TelkomGroup recorded other comprehensive losses at Rp1,454 billion (US\$94 million) in 2023, it decreased by 182.3% or Rp3,221 billion compared to other comprehensive income in 2022 of Rp1,767 billion. It was due to the actuarial loss of defined benefit plan – net by Rp2,853 billion related to the increase in post-retirement health care benefit costs.

10. Profit for The Year Attributable to Owners of The Parent Company

Profit for the year attributable to owners of the parent company in 2023 recorded at Rp24,560 billion (US\$1,595 million), it increased by 18.3% from Rp20,753 billion in 2022.

11. Profit for The Year Attributable to Non-Controlling Interest

Profit for the year attributable to non-controlling interests was at Rp7,648 billion (US\$497 million), it increased by 10.4% from Rp6,927 billion in 2022.

12. Total Comprehensive Income for The Year

In 2023, Telkom recorded comprehensive income for the year of Rp30,754 billion (US\$1,997 million), it increased by 4.4% or Rp1,307 billion compared to 2022 of Rp29,447 billion.

13. Net Income per Share

TelkomGroup's net income per share in 2023 was Rp247.92 per share, it increased by 18.3% or Rp38.43 compared to the last year of Rp209.49 per share.

CASHFLOW OVERVIEW

As of December 31, 2023, TelkomGroup's cash and cash equivalent was decent at Rp29,007 billion (US\$1,884 million). The net cash provided by operating activities was Rp60,581 billion, net cash used in investing activities was Rp36,909 billion, and net cash used in financing activities was Rp26,567 billion.

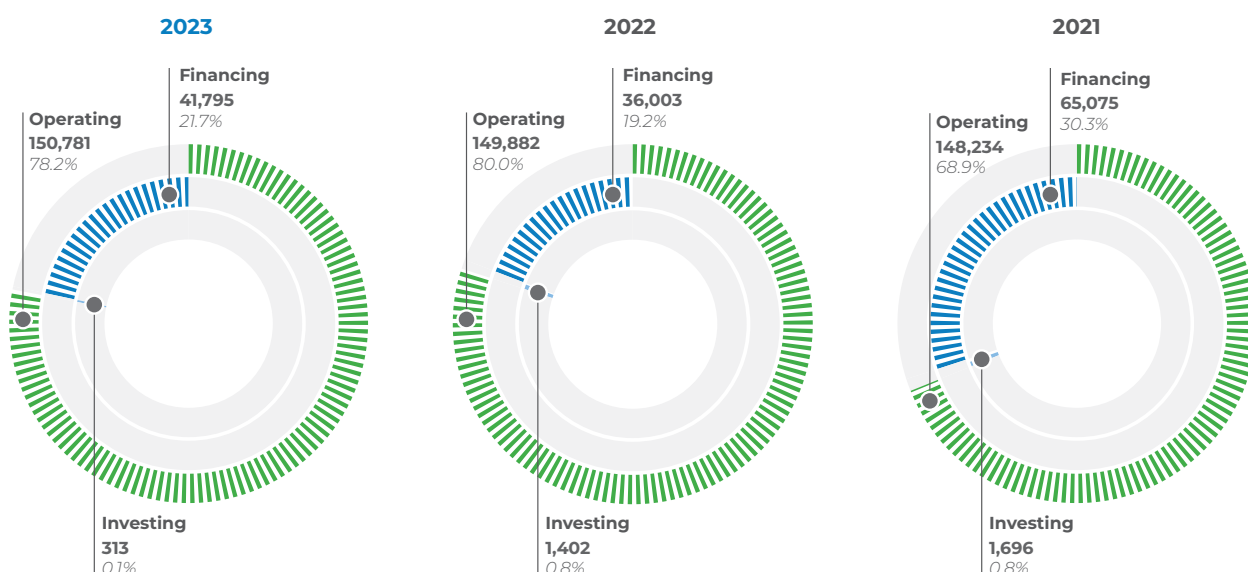
TelkomGroup Cashflow 2021-2023

	Growth		Years ended December 31		
	2023-2022	2023	2022	2021	
	(%)	(Rp billion)	(US\$ million)	(Rp billion)	(Rp billion)
Net Cash					
provided by operating activities	(17.4)	60,581	3,934	73,354	68,353
used in investing activities	(6.0)	(36,909)	(2,397)	(39,250)	(37,703)
used in financing activities	(34.9)	(26,567)	(1,725)	(40,837)	(12,986)
Net increase (decrease) in cash and cash equivalents	(57.0)	(2,895)	(188)	(6,733)	17,664
Effect of exchange rate changes on cash and cash equivalents	(112.2)	(45)	(3)	369	58
Cash and cash equivalents at beginning of year	(16.6)	31,947	2,075	38,311	20,589
Cash and cash equivalents at end of year	(9.2)	29,007	1,884	31,947	38,311

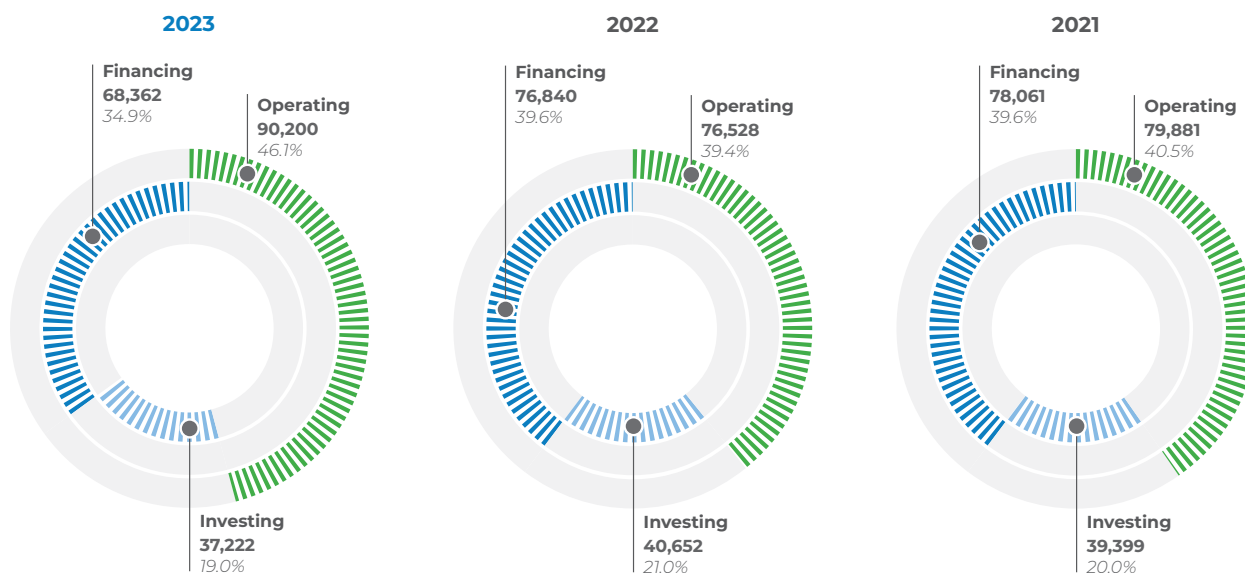
Cashflow Comparison

TelkomGroup's highest cash receipt in 2023 was from operating activities of 78.2%, followed by the cash receipt from financing activities of 21.7%. This composition indicated that TelkomGroup's internal and external funds supported the Company's operational activities.

Composition of Cash Receipt 2021-2023 (Rp billion)



Composition of Cash Disbursement 2021-2023 (Rp billion)



Comparison of Cash Flow for Year Ended December 31, 2023 Compared to Year Ended December 31, 2022

TelkomGroup recorded cash and cash equivalents as of December 2023 of Rp29,007 billion or US\$1,884 million. It decreased by 9.2% or Rp2,940 billion from the last year total cash and cash equivalents of Rp31,947 billion. The cash receipts of operating activities in 2023 were Rp150,781 billion or 78.2% of total cash receipts, while the cash receipts from financing activities were Rp41,795 billion or contributed to 21.7%, and the cash receipt from investing activities of Rp313 billion or contributed to 0.1%.

In 2023, the cash disbursements for operating activities were Rp90,200 billion or 46.1% of total cash disbursements. Then, cash disbursements for financing activities were Rp68,362 billion or 34.9% of total cash disbursements, and the cash disbursements from investing activities were Rp37,222 billion or 19%.

1. Cash Flow from Operating Activities

Net cash provided by operating activities in 2023 recorded at Rp60,581 billion or US\$3,934 million. It decreased by Rp12,773 billion compared to the last period.

TelkomGroup recorded cash receipts from operating activities of Rp150,781 billion in 2023. It increased by Rp899 billion or 0.6% from cash receipts from operating activities in 2022 of Rp149,882 billion. The cash receipts were from:

- Cash receipts from customers and other operators of Rp148,458 billion.
- Cash receipts from finance income of Rp1,049 billion.
- Cash receipts for tax refund of Rp681 billion.
- Cash receipts for other - net of Rp593 billion.

Meanwhile, cash disbursements for operating activities in 2023 were Rp90,200 billion, it increased by 17.9% or Rp13,672 billion compared to the 2022 cash disbursements of Rp76,528 billion. TelkomGroup's cash disbursements were for:

- Cash payments for expenses of Rp53,410 billion.
- Cash payments to employees of Rp16,116 billion.
- Cash payments for corporate and final income taxes of Rp10,746 billion.
- Cash payments for finance costs of Rp4,748 billion.
- Cash payments for short-term and low-value lease assets of Rp3,770 billion.
- Cash payments for Value Added Taxes – net of Rp1,410 billion.

2. Cash Flow from Investing Activities

TelkomGroup recorded net cash used in investing activities in 2023 was Rp36,909 billion or US\$2,397 million, it decreased by 6.0% or Rp2,341 billion compared to the last period of Rp39,250 billion.

Cash receipts from investing activities in 2023 were Rp313 billion, it decreased by 77.7% or Rp1,089 billion from the last period of Rp1,402 billion. Cash receipts were from:

- Proceeds from insurance claims of Rp199 billion.
- Proceeds from sale of property and equipment of Rp100 billion.
- Dividend received from associated company of Rp14 billion.

Meanwhile, the cash disbursements for investing activity of Rp37,222 billion, it decreased by 8.4% or Rp3,430 billion from the last year of Rp40,652 billion. The cash disbursement was for:

- Purchase of property and equipment of Rp33,601 billion.
- Purchase of intangible assets of Rp2,817 billion.
- Additional of long-term investment in financial instrument of Rp340 billion.
- Placement in other current financial assets-net of Rp315 billion.
- Additional of other assets of Rp149 billion.

3. Cash Flows from Financing Activities

TelkomGroup's net cash used in financing activities in 2023 was Rp26,567 billion (US\$1,725 million), it decreased by 34.9% or Rp14,270 billion from the 2022 of Rp40,837 billion. TelkomGroup received cash from financing activities of Rp41,795 billion, it increased by 16.1% or Rp5,792 billion compared to the last period of Rp36,003 billion. The cash receipt was from:

- Proceeds from bank loans and other borrowings of Rp38,834 billion.
- Proceeds from issuance of new shares of subsidiaries of Rp2,961 billion.

Meanwhile, the cash disbursement for financing activities was of Rp68,362 billion, it decreased by 11% or Rp8,478 billion compared to the last period of Rp76,840 billion. The cash disbursement was for:

- Repayments of bank loan and other borrowings of Rp35,323 billion.
- Cash dividends paid to the Company's stockholders of Rp16,603 billion.
- Cash dividends paid to non-controlling interests of subsidiaries of Rp9,803 billion.
- Repayments of principal portion of lease liabilities of Rp6,602 billion.
- Buy back shares of non-controlling shareholders of subsidiaries of Rp31 billion.

SOLVENCY

TelkomGroup's 2023 Consolidated Financial Statements (Audited) show the Company's decent liquidity, solvency, and ability to pay short and long-term liabilities. TelkomGroup's debt repayment was from cash inflows of operational activities. It shows that the management could adequately manage its operations and liquidity.

SHORT-TERM LIABILITY

TelkomGroup uses several ratios to measure its ability to pay short-term debt, such as the current, quick, and cash ratios. We use these ratios to maintain liquidity and ensure the funds' availability to pay short-term debt. TelkomGroup strives to keep the current ratio percentage above the industry average current ratio and retain the available loan that can be withdrawn if needed.

Ratio	TelkomGroup Liquidity Ratio 2021-2023		
	2023	2022	2021
Current Ratio	77.7%	78.2%	88.6%
Quick Ratio	57.8%	59.9 %	68.7%
Cash Ratio	42.9%	47.3 %	56.1%

LONG-TERM LIABILITY

TelkomGroup monitors several ratios to ensure its ability to pay its long-term debt, such as the Debt to Equity Ratio, the Debt to EBITDA Ratio, and the EBITDA to Interest Expense Ratio. The TelkomGroup 2023 Consolidated Financial Statements indicate a Debt to Equity Ratio of 0.44 times, a Debt to EBITDA Ratio of 0.88 times, and an EBITDA to Interest Expense Ratio of 16.7 times. Those ratios conclude that TelkomGroup's ability to pay the long-term debt has a relatively low risk of default.

Ratio	2023	2022	2021
Debt to Equity Ratio	0.44 X	0.42 X	0.48 X
Debt to EBITDA Ratio	0.88 X	0.80 X	0.91 X
EBITDA to Interest Expense Ratio	16.7 X	19.6 X	17.3 X

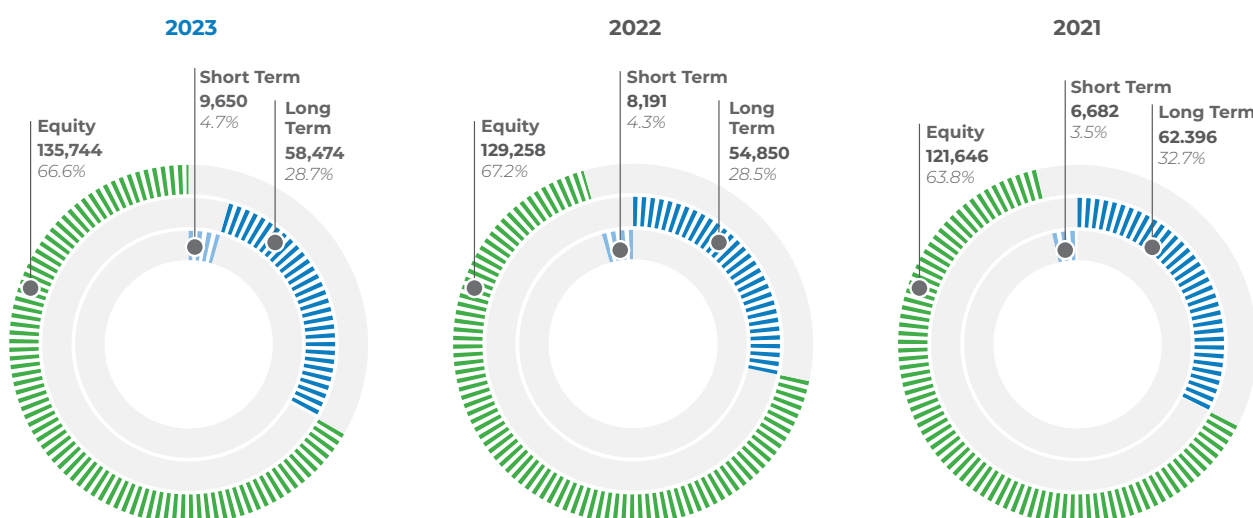
TelkomGroup actively evaluates its debt profile, particularly with floating interest, to decrease interest expenses and exposure to interest rate fluctuations in the future. Further information regarding liquidity and the discussion regarding the debt of Telkom and its subsidiaries can be seen in Notes 18 and Notes 19 in TelkomGroup's Consolidated Financial Statements for 2023.

CAPITAL STRUCTURE AND THE MANAGEMENT POLICIES FOR CAPITAL STRUCTURE

CAPITAL STRUCTURE

TelkomGroup's capital structure consists of short-term debt, long-term debt, and equity. As of December 31, 2023, the most significant composition of TelkomGroup's capital structure was equity. There were no substantial changes to the equity and capital composition in 2023 compared to the previous period.

Capital Structure 2021-2023 (Rp billion)



Capital Structure	2023		2022	2021
	(Rp billion)	(US\$ million)	(Rp billion)	(Rp billion)
Debt	9,650	627	63,041	69,078
Short Term Debt	58,474	3,797	8,191	6,682
Long Term Debt	68,124	4,424	54,850	62,396
Equity	135,744	8,815	129,258	121,646
Total	203,868	13,239	192,299	190,724

MANAGEMENT POLICY FOR CAPITAL STRUCTURE

TelkomGroup is required to maintain its creditworthiness, as indicated in its credit rating and capital structure. In 2023, TelkomGroup kept the debt levels below the industry average, signified in the Debt to Equity Ratio and Debt to EBITDA Ratio. TelkomGroup also successfully maintained its solid capital structure by optimizing the cost of capital (weighted average cost of capital) and tax benefits and ensuring healthy financial ratios to maintain a balanced capital structure.

These measures aligned with TelkomGroup's capital structure policy to achieve an optimal funding composition. The capital structure policy in the current year will become the basis for management decision-making in terms of adding or paying short-term and long-term debt.

In 2023, TelkomGroup's Debt to Equity Ratio (DER) was 0.44 times, while in 2022, it was 0.42 times. TelkomGroup's Debt Service Coverage Ratio as of December 31, 2023, was 1.9 times, while in 2022, it was 1.6 times. Further information regarding management's policy on the capital structure is in Notes 38 Capital Management in the 2023 TelkomGroup's Consolidated Financial Statements.

REALIZATION OF CAPITAL EXPENDITURE

To anticipate the dynamic technology transformation, TelkomGroup has realized capital expenditure investments that adjusted to the Company's needs and strategies throughout 2023. The denomination of TelkomGroup's capital expenditure investment is in two currencies, namely Rupiah (Rp) and US Dollar (US\$).

STRATEGY AND OBJECTIVES OF INVESTMENT IN CAPITAL EXPENDITURE

The objective and strategy in determining investment in capital expenditure are to expand and maintain business growth in the digital era based on digital connectivity, digital platforms, and digital services. In 2023, TelkomGroup invested capital expenditure to build infrastructure capacity and capability for the increasing customer demand in the future

TYPES OF INVESTMENT IN CAPITAL EXPENDITURE

Capital expenditure of Telkom and its subsidiaries are:

- Broadband services, comprising of mobile (4G, 5G) and fixed broadband;
- Network infrastructures, consist of core network, submarine cable, terrestrial cable, Metro-Ethernet, IP Backbone, and satellite;
- Data Center, Cloud, TV Video, IoT, IT (smart platform, solution, and services); and
- Other supporting capital expenditures, such as supporting facility of connectivity, building, and power supply.

INVESTMENT VALUE IN CAPITAL EXPENDITURE

The total investment realization of TelkomGroup's capital expenditure in 2023 was Rp32,968 billion or US\$2,141 million. It decreased by 3.5% from the previous year of Rp34,156 billion. The following are some of TelkomGroup's capital expenditure:

- Constructed Telkomsel BTS.
- Building neuCentrix and hyperscale data center.
- Tower addition and its supporting capacity.
- National project of submarine cable system deployment, such as the submarines cables of Gresik – Bawean, North Lingga, and North Papua, and international submarine cable system.
- Telkomsat built high-throughput satellite (HTS) on the 133°E orbital to improve terrestrial network infrastructure

TelkomGroup's Capital Expenditure Investment 2021-2023

	Years ended December 31			
	2023		2022	2021
	(Rp billion)	(US\$ million)	(Rp billion)	(Rp billion)
Total Investment in Capital Expenditure	32,968	2,141	34,156	30,341

MATERIAL COMMITMENT FOR CAPITAL EXPENDITURE

OBJECTIVES OF MATERIAL COMMITMENT FOR CAPITAL EXPENDITURE

As a digital telco company, TelkomGroup should make sustainable investments to accelerate digital transformation. We made several material commitments for capital expenditure to support transmission and network equipment and other digital infrastructure. The material commitment of TelkomGroup and other parties in the form of project agreements is in Note 35 Significant Commitments and Agreements in the 2023 TelkomGroup's Consolidated Financial Statements.

SOURCES OF FUNDS TO FULFILL MATERIAL COMMITMENT FOR CAPITAL EXPENDITURE

In 2023, TelkomGroup had a decent leverage to fund capital expenditures. TelkomGroup has several alternatives for other funding, including internal and external funding sources, such as bank funding, debt instruments, and additional share capital for capital expenditure investment according to a predetermined business plan.

DENOMINATED CURRENCIES OF MATERIAL COMMITMENT FOR CAPITAL EXPENDITURE

TelkomGroup uses three currency denominations in material commitments for capital expenditure investment. It consists of the Rupiah, Chinese Yuan, and the US Dollar. The most significant bond is in the Rupiah currency of Rp8,596 billion.

Material Commitments Based on Currency as of December 31, 2023

Table of Material Commitment based on Currencies	Amounts in Foreign Currencies (million)	Equivalent in Rupiah (billion)
IDR	-	8,596
USD	235	3,619
Chinese Yuan	33	71
Total	—	12,286

FOREIGN CURRENCY RISK MITIGATION OF MATERIAL CONTRACTS FOR CAPITAL EXPENDITURE

Material commitments for capital expenditure in foreign currencies can be affected by fluctuations in currency rates. To mitigate this risk, TelkomGroup determines time

deposits and receivables of at least 25% of the outstanding foreign currency short-term liabilities. Therefore, TelkomGroup can offset exchange rate fluctuation losses with exchange rate gains on time deposits and receivables. More details regarding material commitments for capital expenditure investment and foreign exchange rate risk are in Note 35 Significant Commitments and Agreements and Note 37 Financial Instruments in the 2023 TelkomGroup's Consolidated Financial Statements.

RECEIVABLES COLLECTABILITY

TelkomGroup had a decent receivables collectability level with consolidated maturity receivables as of December 31 for 2023 and 2022, which are not impaired or collectible of Rp4,033 billion and Rp2,069 billion. Meanwhile, the accounts receivable turnover ratio was recorded at 15.5%, and the average collection time ratio was 23.6 days.

TelkomGroup monitors receivables and collection balances regularly to minimize the customers' credit risk. Methods in collecting its accounts receivable are direct visits, reminding letter, direct billing, cooperating with partners regarding account receivable collection service to temporarily isolate services, and actively contacting customers via phone, letter, or email.

TelkomGroup's Receivables Collectability 2021-2023

Ratio	Average Collection Duration Ratio (%)		
	2023	2022	2021
Average collection ratio (days)	23.6	21.2	25.3
Receivables turnover ratio (%)	15.5	17.2	14.4

ANALYSIS AND EXPLANATION OF RECEIVABLES COLLECTABILITY

TelkomGroup classifies receivables in analyzing accounts receivable based on the age of accounts receivable.

Analysis of TelkomGroup's Accounts Receivables by Age Period 2021-2023

Analysis of Accounts Receivable by Age	2023	2022	2021
	Rp (billion)		
Not past due	7,020	6,964	5,625
0 – 3 months	2,758	1,674	2,447
3 – 6 months	1,215	664	924
> 6 months	7,180	6,900	7,316
Total receivables before provision	18,173	16,202	16,312
Provision for impairment of receivables	(7,506)	(7,568)	(7,802)
Net receivables after provision	10,667	8,634	8,510

TelkomGroup established a provision for impairment of trade receivables based on the collective historical impairment rate and individual customer credit historical rates. Provision for impairment of receivables in 2023 was Rp7,506 billion, lower than the provision for 2022 of Rp7,568 billion. Further discussion of TelkomGroup's receivables is in Note 5 Trade Receivables in the 2023 TelkomGroup's Consolidated Financial Statements.

MATERIAL INFORMATION AND FACT AFTER ACCOUNTANT REPORTING DATE

TelkomGroup continues to comply with the principles of transparency and accountability to implement good corporate governance. Thus, TelkomGroup conveys material information and facts after the financial reporting date as of December 31, 2023, as follows:

Material Information and Fact After Accountant Reporting Date for 2023 Reporting Period

No.	Material Information and Facts
1.	In January 2024, Telkomsel paid off all medium-term debt to BSI, Bank of China, and BJB, amounting to Rp500 billion, Rp1,400 billion, and Rp500 billion, respectively.

Detailed explanations regarding the above transactions can be found in Note 40 Subsequent Event in TelkomGroup's 2023 Consolidated Financial Statements.



BUSINESS PROSPECTS AND SUSTAINABILITY OF THE COMPANY

2023 was a recovery period after the COVID-19 Pandemic, during which public activities returned to normal and the economy recovered. Nevertheless, many economic challenges remained this year, specifically the global economy. Amid the challenges, Indonesia's economy remained relevantly secured, with a GDP growth of 5.05% in 2023. Despite weakening growth compared to 2022, which was 5.31%, Indonesia could still maintain its relatively strong economic activity amidst the increasingly challenging global conditions.

For the telecommunication sector, the vast growth of internet usage in Indonesia benefits Indonesia's leading telecommunication operators. The Indonesian Internet Service Providers Association (APJII) survey stated that the total number of internet users in Indonesia is 78% of the total population, exceeding the average number of users in South East Asia, which reaches around 77% and is the most internet penetration than other Asian regions. It also shows that 99% of Indonesians access the internet by using smartphones. These numbers are expected to keep increasing with the higher smartphone use in Indonesia. It is an excellent opportunity for the telecommunication industry, specifically mobile operators, to grow its business further.

As internet use rises, so does the public's interest in various digital services. Many digital services in Indonesia are gaining traction, including music streaming, video content, games, and digital financial services such as online payment like m-banking and QRIS. The Indonesian Telecommunication Providers Association (ATSI) data shows that monthly, 400-500 million online transactions occur. Therefore, the telecommunication sector plays a significant role as an economic locomotive in other sectors.

To support Indonesia's digital economic growth and strengthen its position in the telecommunication industry, Telkom constantly develops and improves its infrastructure, including fiber optic network development and increasing its network capacity. Telkom has also adopted the latest technology and provided various IoT

solutions to give added value to customers. Therefore, Telkom can improve its service quality and competitiveness with a reliable infrastructure.

On the other hand, the Government has specifically tasked Telkom to support accelerating the national digital transformation by launching the Electronic Procurement System. It was officiated through Presidential Regulation Number 17 Year 2023 regarding the Acceleration of Digital Transformation in Government Procurement of Goods/ Services. Telkom has prepared the adequate infrastructure and capacity to support the acceleration of this digital transformation.

Telkom has owned 175,692 km of fiber optic network covering 501 cities/regencies. Two satellites with 109 transponders, 231,226 base transceiver stations (BTS), and 42,106 telecommunication towers support this network. Telkom also possesses supportive digital platforms of 31 data centers, with 26 domestic data centers and 5 abroad.

In the Mobile segment, Telkom notices the opportunities from the increasing public interest in digital services. Therefore, Telkom is trying to maximize the growth of digital connectivity and platforms to develop digital services by utilizing 5G network connectivity. Telkom will also be gradually developing IoT solutions, cloud computing, and artificial intelligence following the maturity and stability of the connectivity ecosystem.

Meanwhile, Telkom focuses on improving the customer experience to maintain its market share and attract new subscribers in the Consumer segment. Besides, Telkom also integrated IndiHome products that target the Consumer segment into Telkomsel products that target the Mobile segment. The integration was based on the Fixed Mobile Convergence (FMC) initiative as part of the primary Five Bold Moves strategy. This FMC initiative opens the opportunity to further strengthen Telkom's business in digital telecommunication by providing seamless service between fixed and mobile broadband to get more subscribers' satisfaction. FMC also encourages more coverage of broadband service and accelerating digital connectivity equality in Indonesia that is inclusive and sustainable.

MANAGEMENT DISCUSSION AND ANALYSIS

In addition, Telkom also focuses on the Enterprise business line that possesses high profitability and recurring tendency through the enterprise solutions services. Telkom also fulfills the hybrid cloud demands from SMEs, startups, SOEs, enterprises, and Government institutions. The higher digitalization of business activities by business players also means a market opportunity for Telkom. To seize this opportunity, Telkom offers system integration, IT service management, and CRM services as a solution for the Enterprise segments to operate their business.

On the Wholesale & International Business (WIB), Telkom focuses on improving the services and capacity of digital ecosystem infrastructures, which include carrier, data center, tower, infrastructure maintenance, and network management services. This segment is the digital ecosystem enabler and is significant in promoting the growth of digital connectivity in Indonesia. Thus, Telkom is focusing on data center development to anticipate

higher demands in line with the more advanced of other digital services and solutions. Besides, Telkom is also operating its international business and strategic partnerships with other global players to solidify its business in the telecommunication industry.

Telkom constantly tries to answer every customer's needs and maintains business continuity with the development of infrastructure, platforms, and digital services to support activities in all segments and society strata. These measures align with the digital telco prospect so that Telkom will keep improving digital technological integration to all business aspects that can encourage fundamental changes in governance, business operation, and how it adds value to every user. In addition, Telkom will keep strengthening its competitive advantages to accelerate its vision of becoming the leading digital telco and create equal digital sovereignty to society for a better Indonesia.

COMPARISON OF INITIAL YEAR TARGET AND THE REALIZATION

TelkomGroup's revenue grew by 1.3% to Rp149,216 billion in 2023. Telkom's EBITDA and Net Profit in 2023 were recorded at Rp77,579 billion and Rp24,560 billion. Meanwhile, the EBITDA and Net Profit margins were recorded at 52% and 16.5%. TelkomGroup used Rp32,968 billion for capital expenditures in 2023 or 22.1% of total revenue.

Comparison of TelkomGroup Targets and Realizations in 2023

Indicator	Realization In 2023	Targets In Initial 2023
Revenue Growth	Revenues grew by 1.3%.	We estimate that the more challenging competition will impact the Company. Overall, we expected the Company to grow positively in the low to mid-single digit range.
EBITDA Margin and Net Income Margin	EBITDA Margin increased to 52% while Net Income Margin increased to 16.5%.	EBITDA Margin and Net Income Margin are projected to slightly decreased in line with the decline in legacy businesses shifting to digital businesses.
Capital Expenditure	The realization of capital expenditures is to Rp32,968 billion, or 22.1% of revenue with focused investment in digital business infrastructure.	Around 25%-30% of our revenue is planned for capital expenditure, focusing on building digital business infrastructure.

TARGET OR PROJECTIONS FOR THE FOLLOWING YEAR

TelkomGroup strives to achieve sustainable company growth based on the 2021-2025 Framework as the basis for a corporate strategy that focuses on developing three main pillars: digital connectivity, digital platforms, and digital services. These three pillars are supported by seven other pillars that serve as delivery directions: portfolio optimization, technology, organization, synergy and operational excellence, individual and corporate culture, inorganic, and corporate governance.

In 2024, TelkomGroup will target the revenue to grow competitively, with IndiHome as the most significant contributor. TelkomGroup aggressively maintains its dominance in the cellular market and develops digital business. TelkomGroup also invested throughout 2023 to expand the capacity and maintain service quality amid the increasing traffic and develop digital platforms as business enablers in the future. Therefore, TelkomGroup plans a capital expenditure allocation of around 25%-30% of the revenue to build the infrastructure.

TelkomGroup's Target or Projections for The Following Year

Indicator	Target in 2024
Revenue Growth	We estimate that the competition in telecommunication industry will be more challenging. Overall, the Company is expected to grow positively in the low to mid-single-digit range.
EBITDA Margin and Net Income Margin	EBITDA Margin and Net Income Margin are projected to increase slightly in line with the decline in legacy business shifting to digital business (connectivity, platform, and service).
Capital Expenditure	Around 25%-30% of our revenue is planned for capital expenditures, focusing on building digital business infrastructure.
Dividend Policy	The dividend payout ratio ranges from 60%-90%.

DIVIDEND

TelkomGroup annually distributes dividends. The dividend distribution is to optimize value for shareholders. The dividend distribution policy is determined and approved by the shareholders at the Annual General Meeting of Shareholders (AGMS). In the last five years, TelkomGroup has set a dividend payout ratio that ranges from 60% to 90%. The dividend paid in 2023 for business performance in 2022 was Rp 16,602,697 million (80% from net profit).

Telkom's Dividend Payment for the Year 2018-2023 Operational Performance

Dividend Year	Dividend Policy	Date of Dividend Payment in Cash and/or Date of Dividend Distribution in Non-Cash	Payment Ratio/ Payout ratio (%) ¹	Dividend Amount paid per Year (Rp million)	Dividend Amount per Share (Cash and/or Non-Cash) after Stock Split (Rp)
2018	AGMS, May 24, 2019	June 27, 2019	90.00	16,228,619 ²	163.82
2019	AGMS, June 19, 2020	July 23, 2020	81.78	15,262,338 ³	154.07
2020	AGMS, May 28, 2021	July 2, 2021	80.00	16,643,443 ⁴	168.01
2021	AGMS, May 27, 2022	June 30, 2022	60.00	14,855,921 ⁵	149.97
2022	AGMS, May 30, 2023	July 5, 2023	80.00	16,602,697 ⁶	167.60

Remarks:

1. Represents the percentage of profit attributable to owners of the parent paid to shareholders in dividends.
2. Consists of cash dividend amounting to Rp10,819,080 million and special cash dividend amounting to Rp5,409,540 million.
3. Consists of cash dividend amounting to Rp11,197,606 million and special cash dividend amounting to Rp4,064,730 million.
4. Consists of cash dividend amounting to Rp12,482,582 million and special cash dividend amounting to Rp4,160,860 million.
5. Only consists of cash dividend amounting to Rp14,855,921 million.
6. Only consists of cash dividend amounting to Rp16,602,697 million.

REALIZATION OF PUBLIC OFFERING FUND

We have issued several bonds which are currently outstanding and owned by investors. We have several underwriters for bond issuance, namely PT Bahana Sekuritas, PT Danareksa Sekuritas, PT Mandiri Sekuritas, and PT Trimegah Sekuritas Tbk, and a bank that is the trustee, namely PT Bank Permata Tbk. Telkom guarantees all bonds with assets, and Pefindo assigns an μ AAA rating to all Telkom bonds. The following table presents the unmatured bond status as of December 31, 2023.

Realization of Telkom's Public Offering Funds as of December 31, 2023

Name of the Bond	Amount (Rp million)	Date of Issue	Maturity Date	Time Period (year)	Realization of Funds	
					Balance (Rp million)	Year
The Shelf Registered Bonds I Telkom 2015 series B	2,100,000	June 23, 2015	June 23, 2025	10	0	2016
The Shelf Registered Bonds I Telkom 2015 series C	1,200,000	June 23, 2015	June 23, 2030	15	0	2016
The Shelf Registered Bonds I Telkom 2015 series D	1,500,000	June 23, 2015	June 23, 2045	30	0	2016

Telkom has realized all the funds obtained from the public offering, with the remaining funds recorded as nil. There is no change regarding the realization of the previously planned use of funds. Details related to bond information can be seen in Note 18 Short-Term Bank Loans and Long-Term Loans Maturing Within One Year, and Note 19 Long-Term Loans and Other Loans in the 2023 TelkomGroup Consolidated Financial Statements.

MATERIAL INFORMATION REGARDING TRANSACTION WITH CONFLICT OF INTEREST, TRANSACTION WITH AFFILIATED PARTIES, INVESTMENT, DIVESTMENT, AND ACQUISITION

TelkomGroup recorded affiliated transactions in 2023. The implementation of affiliated transactions has complied with internal policies related to the Main Procedures for Affiliated Transactions and Conflicts of Interest Transactions stipulated in the President Director's Official Note. Based on the review, Telkom has ensured that all affiliated transactions comply with the internal procedure and applicable general provisions and follow the POJK No. 42/2020 provision. On the other hand, no transactions with related parties contain conflicts of interest as they are according to the principles of fairness and business practice.

Transaction	Transaction Type	Cause of Transaction
n/a	n/a	n/a
n/a	n/a	n/a
n/a	n/a	n/a

The list of affiliated transactions that must be disclosed in the Annual Report 2023, can be seen in Note 32 regarding Related Parties Transactions in 2023 TelkomGroup's Consolidated Financial Statements and Appendix 4 in Annual Report for 2023 Reporting Period.

CHANGES IN LAW AND REGULATION

In implementing the practice of Good Corporate Governance (GCG), TelkomGroup constantly reviews every regulation change that could affect operational activities. On February 20, 2023, Presidential Regulation Number 17 Year 2023 regarding the Acceleration of Digital Transformation in Government Procurement of Goods/ Services was released. This Presidential Regulation was to create sovereignty and growth in Indonesia's economy by increasing the use of local products and SME and Cooperative products in the Government's Procurement of Goods/Services, as well as accelerate the absorption of the State's Budget (Anggaran Pendapatan dan Belanja Negara or APBN)/Local government budget (Anggaran Pendapatan dan Belanja Daerah or APBD) to boost the equal national economy.

With this acceleration, in December 2023, Telkom signed an agreement with the National Public Procurement Agency (LKPP). Through LKPP, the Government assigned Telkom to launch the Electronic Procurement System (Sistem Pengadaan Secara Elektronik or SPSE) and its supporting system, which could create a more modern, transparent, efficient procurement process and simplify bureaucracy. Through this Presidential Regulation, the Indonesian Government has specifically assigned Telkom to boost the national digital transformation. This system is the only general application for goods/services procurement to create a government ecosystem based on e-government.

Meanwhile, the Government also issued Law No. 6 of 2023 on the Stipulation of Government Regulation in Lieu of Law No. 2 of 2022 on Job Creation to Become Law on March 31, 2023. The Law No. 6 of 2023 officiated the Government Regulation (Perpu) 2 of 2022 regarding Job Creation to become the Job Creation Law and perfected several workforce substances such as:

1. Outsourcing provisions of what types of work can be outsourced.
2. Improvements and adjustment of minimum wage calculation.
3. Confirmation of the obligation to implement a wage structure and scale for workers/laborers who have worked for one year or more.
4. The use of disability terminologies as adjusted by Law Number 8 of 2016 regarding Persons with Disabilities.
5. Corrected references for the articles that regulate the use of the right-to-rest breaks with fully paid wages and regulate the benefits of the Job Loss Guarantee (*Jaminan Kehilangan Pekerjaan* or JKP) program.

On July 20, 2023, Presidential Regulation Number 47 of 2023 was issued regarding the National Cyber Security Strategy and Cyber Crisis Management. It acts as the foundation for government institutions and stakeholders in creating cyber power and capability to get cyber security stability. It is also a reference for Telkom in solving cyber threats and preparing proper strategies to form cyber security.

CHANGES IN ACCOUNTING POLICY

TelkomGroup's Consolidated Financial Statements refers to the Financial Accounting Standards (SAK) issued by the Indonesian Institute of Accountants (IAI). It also complies with the Regulation of the Capital Market and Financial Institution Supervisory Agency (Bapepam-LK) No. VIII.G.7 regarding the Presentation and Disclosure of Financial Statements of Issuers or Public Companies, attached to the letter KEP347/BL/2012. TelkomGroup also applies the International Financial Reporting Standard (IFRS) accounting standards based on the Securities and Exchange Commission (SEC) regulations.

Changes in accounting policies in 2023, including:

1. Amendments to PSAK 1 regarding Presentation of Financial Statement.
2. Amendment to PSAK 16 regarding Fixed Assets.
3. Amendments to PSAK 25 regarding Accounting Policies, Changes in Accounting Estimates and Errors.
4. Amendments to PSAK 46 regarding Income Taxes.
5. Amendments to IAS 1 regarding Presentation of Financial Statements.
6. Amendments to IAS 8 regarding Accounting Policies, Changes in Accounting Estimates and Errors.
7. Amendments to IAS 12 regarding Income Taxes.

Implementation and Changes of Accounting Policies of TelkomGroup in 2023

No.	Accounting Policy	Reason for Change	Impact on Financial Statements for Financial Year 2023	
			SAK Financial Report	IFRS Financial Report
1.	PSAK 1	DSAK issued amendments to the accounting standards as the adoption of Amendment to IAS 1.	No material impact on SAK financial statements, has potential for adjustments in the disclosure of material accounting policy information.	No material impact on IFRS financial statements
2.	PSAK 16	DSAK issued amendments to the accounting standards as the adoption of Amendment to IAS 16.	No material impact on SAK financial statements	No material impact on IFRS financial statements

No.	Accounting Policy	Reason for Change	Impact on Financial Statements for Financial Year 2023	
			SAK Financial Report	IFRS Financial Report
3.	PSAK 25	DSAK issued amendments to the accounting standards as the adoption of Amendment to IAS 8.	No material impact on SAK financial statements	No material impact on IFRS financial statements
4.	PSAK 46	DSAK issued amendments to the accounting standards as the adoption of Amendment to IAS 12.	No material impact on SAK financial statements	No material impact on IFRS financial statements
5.	IAS 1	IASB issued amendments to IAS 1 regarding Disclosure of Accounting Policies.	No material impact on SAK financial statements	No material impact on IFRS financial statements, has potential for adjustments in the disclosure of material accounting policy information.
6.	IAS 8	IASB issued amendments to IAS 8 regarding Definition of Accounting Estimates.	No material impact on SAK financial statements	No material impact on IFRS financial statements
7.	IAS 12	IASB issued amendments to IAS 12 regarding: a. Deferred Tax related to Assets and Liabilities arising from a Single Transaction. b. International Tax Reform - Pillar Two Model Rules.	No material impact on SAK financial statements	No material impact on IFRS financial statements

Further details of the changes in accounting policies in Telkom's financial statements for the current year is disclosed in Note 2 Summary of Accounting Policies of 2023 TelkomGroup's Consolidated Financial Statements.



RAPAT UMUM PEMEGANG SAHAM TAHUN BUKU 2022 PT TELKOM INDONESIA (Persero) Jakarta, 30 Mei 2023





05.

Corporate Governance

CORPORATE GOVERNANCE PRINCIPLE AND PLATFORM

TelkomGroup implements Good Corporate Governance (GCG) to strengthen trust and increase the Telkom's added value for shareholders and other stakeholders. The implementation of GCG is also expected to support the Telkom in realizing Telkom's Vision and Mission. Furthermore, with consistent implementation of GCG, TelkomGroup will be able to maintain and improve healthy and competitive business continuity in the long term.

Apart from that, the consistency of GCG implementation is also a concern for Telkom, especially in the Anti-Corruption & Business Ethics Program. The Telkom ensures that its anti-corruption policies and procedures are communicated to employees and business partners in a manner that demonstrates senior management's explicit and active commitment. Telkom applies a "zero tolerance" approach to fraud, corruption, and other unethical behavior or actions that violate the implementation of good corporate governance (GCG).

In implementing GCG, Telkom refers to various relevant regulations as a reference, including:

1. Law No. 40 Year 2007 regarding Limited Liability Companies;
2. Law No. 8 Year 1995 regarding Capital Market;
3. Financial Services Authority Regulation No. 33/POJK.04/2014 regarding Directors and Commissioners of Issuers or Public Companies;
4. Financial Services Authority Regulation No. 34/POJK.04/2014 regarding Nomination and Remuneration Committee of Issuers or Public Companies;
5. Financial Services Authority Regulation No. 11/POJK.04/2017 regarding Reports of Ownership or Any Changes in Ownership of Public Telkom Shares;
6. Financial Services Authority Regulation No. 60/POJK.04/2015 regarding Information Disclosure of Certain Shareholders;
7. Financial Services Authority Regulation No. 8/POJK.04/2015 regarding Website of Issuers or Public Companies;
8. Financial Services Authority Regulation No. 29/POJK.04/2016 regarding Annual Report of Issuers or Public Companies;

9. Financial Services Authority Regulation No. 21/POJK.04/2015 regarding Implementation of Governance Guidelines for Public Companies;
10. Financial Services Authority Circular Letter No. 32/SEOJK.04/2015 regarding Governance Guidelines for Public Companies;
11. Financial Services Authority Circular Letter No. 16/SEOJK.04/2021 regarding Form and Content of Annual Report of Issuers or Public Companies;
12. SOE Minister Letter No.S-35/MBU/01/2020 regarding Implementation of an Anti-Bribery Management System in SOE;
13. SOE Minister Regulation No.PER-2/MBU/03/2023 regarding Guidelines for Governance and Significant Corporate Activities of State-Owned Enterprises.

Telkom also refers to other GCG implementation guidelines, such as Corporate Governance principles developed by the Organization for Economic Cooperation and Development (OECD) and General Guidelines for Indonesian Corporate Governance (PUGKI) developed by the National Committee for Governance Policy (KNKG), as well as ASEAN Corporate Governance Scorecard. Telkom has built a strong foundation in implementing GCG for Subsidiaries through Resolution of the Board of Directors No. PD.602.00/r.00/HK000/COP-D0030000/2011 regarding TelkomGroup GCG Guidelines as a guide for Telkom and Subsidiaries in operating and transacting according to GCG ethics and principles.

IMPLEMENTATION OF GCG BASIC PRINCIPLES

Telkom applies 5 (five) GCG principles in carrying out its business processes, namely:

1. Transparency

- a. The publication of financial statements and Annual Report and other material information, such as the decision making process as a means for investors to access important information easily.
- b. Information access in the form of Telkom website, print, and press releases, direct meeting with Investor, public expose, and press gathering.

2. Accountability

- a. The accessible charter, guide, or manual that contains the clear functions, implementation, and accountability of Shareholders, Board of Commissioners, Directors, Committees, and Corporate Secretary.
- b. Implement the mechanism of checks and balances of authority and role in the management of the Telkom.
- c. Have a clear Key Performance Indicator (KPI) and operational targets.

3. Responsibility

- a. Comply with laws and/or tax regulations, fair competition, industrial relations, occupational health and safety, payroll standards, and other relevant regulations.
- b. Have mechanisms and procedures that regulate and evaluate compliance with applicable laws and regulations, as well as implement good corporate principles.
- c. Having a manager of Legal and Compliance function for ensuring the fulfillment of all rules and regulations.

4. Independency

- a. To carry out professionalism within the Telkom without a conflict of interest and free from the influence of pressures from other parties that are not appropriate with regulations and contrary to right corporate principles.
- b. Include rules/authority for corporate decision making in the Board Manual and Telkom's Articles of Association which emphasizes independency.
- c. Have additional policies in the Corporate Governance Guidelines oriented towards the principle of independency, such as conflict of interest transaction policies, the prohibition of donations from political parties, and prohibitions on affiliation.

5. Fairness

- a. Apply the principles of equality and fairness in fulfilling the rights of Stakeholders that arise based on agreements and applicable laws and regulations.
- b. Respect the rights of minority Shareholders.
- c. Prohibit the practice of insider trading.
- d. Implement performance management based on a balanced scorecard.
- e. Conducting open auctions in the procurement of goods/services and implementing e-procurement.

IMPLEMENTATION OF GCG MANAGEMENT PRINCIPAL - FINANCIAL SERVICES AUTHORITY

Telkom applies eight principles of Corporate management by the Public Telkom Governance Guidelines from the Financial Services Authority (OJK) from the evaluation results as of the end of 2023, as follows:

Principle	Recommendation	Implementation	Status
Principle 1			
Improving The Value of General Meeting Shareholders (GMS).	1. Technical methods or procedures for open and closed voting that prioritizes independence and interest of the Shareholders.	Telkom already has technical procedures for voting set out in the procedures for the General Meeting of Shareholders.	Comply
	2. Members of the Board of Directors and the Board of Commissioners attend the Annual GMS.	All of the members of the Board of Directors and the Board of Commissioners attended the GMS.	Comply
	3. A summary of minutes of GMS is available at the Website at least 1 year.	Telkom provided a Summary of Minutes of GMS at the Telkom's Website under Investor Relations.	Comply

Principle	Recommendation	Implementation	Status
Principle 2			
Improving The Public Listed Telkom Communication Quality with Shareholders or Investors.	1. To have a policy on communications between Public Telkom and Shareholders or Investors.	Telkom has a policy on communications with investor through Non-Deal Roadshow, One on One Meeting, Earnings Call, Public Expose, Conference, and Investor Summit.	Comply
	2. Posted the communications policy of a Public Telkom at the Website.	Telkom has made available materials of each Earnings Call, Conference and materials of presentation to investor at the Telkom's website to provide equality for Shareholders and Investor regarding the implementation of Communications with the Telkom.	Comply
Principle 3			
Strengthening The Membership and Composition of Board of Commissioners.	1. Determination of the numbers of the Board of Commissioners members should take into account the Company's Conditions.	Telkom has complied with the provision applicable to the Telkom as Public Telkom as set out in Article 20 of Regulation of Financial Services Authority No. 33/POJK.04/2014 that the number of members of the Board of Commissioners must be at least 2 (two) persons.	Comply
	2. Determination of the composition of members of the Board of Commissioners takes into account the required variety of skills, knowledge, and experience.	At the Shareholders' discretion, members of the Board of Commissioners have been appointed by taking into account a variety of skills, knowledge, experiences and Telkom's business conditions, and complexity.	Comply
Principle 4			
Improving The Quality of Duty and Responsibility of Board of Commissioners.	1. The Board of Commissioners has the policy to self-assess the performance of the Board of Commissioners.	Based on the Joint Regulation of the Board of Commissioners and Directors No. 05/KEP/DK/2022 and No. PD.620.00/r.01/HK200/COP-M4000000/2022 regarding Guidelines for the Work Procedures of the Board of Commissioners and Directors (Board Manual) Limited Liability Telkom (Persero) PT Telekomunikasi Indonesia Tbk, there is a policy to assess the performance of Telkom's Board of Commissioners carried out by Series A Dwiwarna shareholders through the General Meeting of Shareholders mechanism.	Comply
	2. The self-assessment policy is reported in the Annual Report.	Based on the Joint Regulation of the Board of Commissioners and Directors No. 05/KEP/DK/2022 and No. PD.620.00/r.01/HK200/COP-M4000000/2022 regarding Guidelines for the Work Procedures of the Board of Commissioners and Directors (Board Manual) Limited Liability Telkom (Persero) PT Telekomunikasi Indonesia Tbk, there is a policy for self-assessment which is disclosed in the Annual Report.	Comply

Principle	Recommendation	Implementation	Status
	<p>3. The Board of Commissioners has a policy of resignation in the event of involvement in any financial crimes.</p>	<p>In accordance with Telkom's Articles of Association, jo. Regulation of Financial Services Authority No. 33/POJK.04/2014 regarding the Board of Directors and Board of Commissioners of Issuers or Public Companies, any member of the Board of Commissioners who does not meet any requirements to be a member of the Board of Commissioners as set out in the Articles of Association and Regulation of Financial Services Authority No. 33/POJK.04/2014 including any involvement in any financial crimes, consequently his/her position will be null and void.</p> <p>In the event that the members of the Board of Commissioners resign, it will be resolved at the GMS.</p>	Comply
	<p>4. The Board of Commissioners through the Nomination and Remuneration Committee formulates a succession policy in the process of nominating members of the Board of Directors.</p>	<p>The Nomination and Remuneration Committee in the Nomination and Remuneration Committee Charter states that one of its duties is to provide recommendations to the Board of Commissioners to be submitted to the Series A Dwiwarna Shareholders, one of which is regarding Succession Planning for Members of the Board of Directors.</p> <p>In addition, as a SOE, the provision of succession of the Board of Directors refers to Regulation of Minister of SOE No. PER-03/MBU/02/2015 on the requirements, and procedures for the appointment and dismissal of a member of the Board of Directors of SOE.</p>	Comply
Principle 5			
Strengthening Membership and Compositions of Board of Directors.	<p>1. Determination of the number of members of the Board of Directors takes into account the Company's conditions and effectiveness in decision-making.</p>	<p>Determination of the number of Directors of the Telkom refers to Article 2 paragraph (1) and paragraph (2) of Financial Service Authority Regulation No. 33/POJK.04/2014 regarding the Board of Directors and Board of Commissioners of Issuers or Public Companies which stipulates that the number of members of the Board of Directors consists of at least 2 (two) members of the Board of Directors, of which 1 (one) is appointed as President Director.</p>	Comply
	<p>2. Determination of the composition of members of the Board of Directors takes into account a variety of skills, knowledge, and experiences as required.</p>	<p>At the shareholders' discretion, members of the Board of Directors of the Telkom have been appointed by taking into account a variety of skills, knowledge, experiences, and the Telkom's conditions and business complexity.</p>	Comply
	<p>3. Members of the Board of Directors in charge of accounting and finance have skills and/or knowledge in accounting.</p>	<p>The members of the Board of Directors in charge of accounting and finance in the Telkom is the Finance Director & Risk Management who has sufficient accounting and financial knowledge and experience as can be seen in the position and education history of the Board of Directors under the section of Profiles of the Board of Directors.</p>	Comply

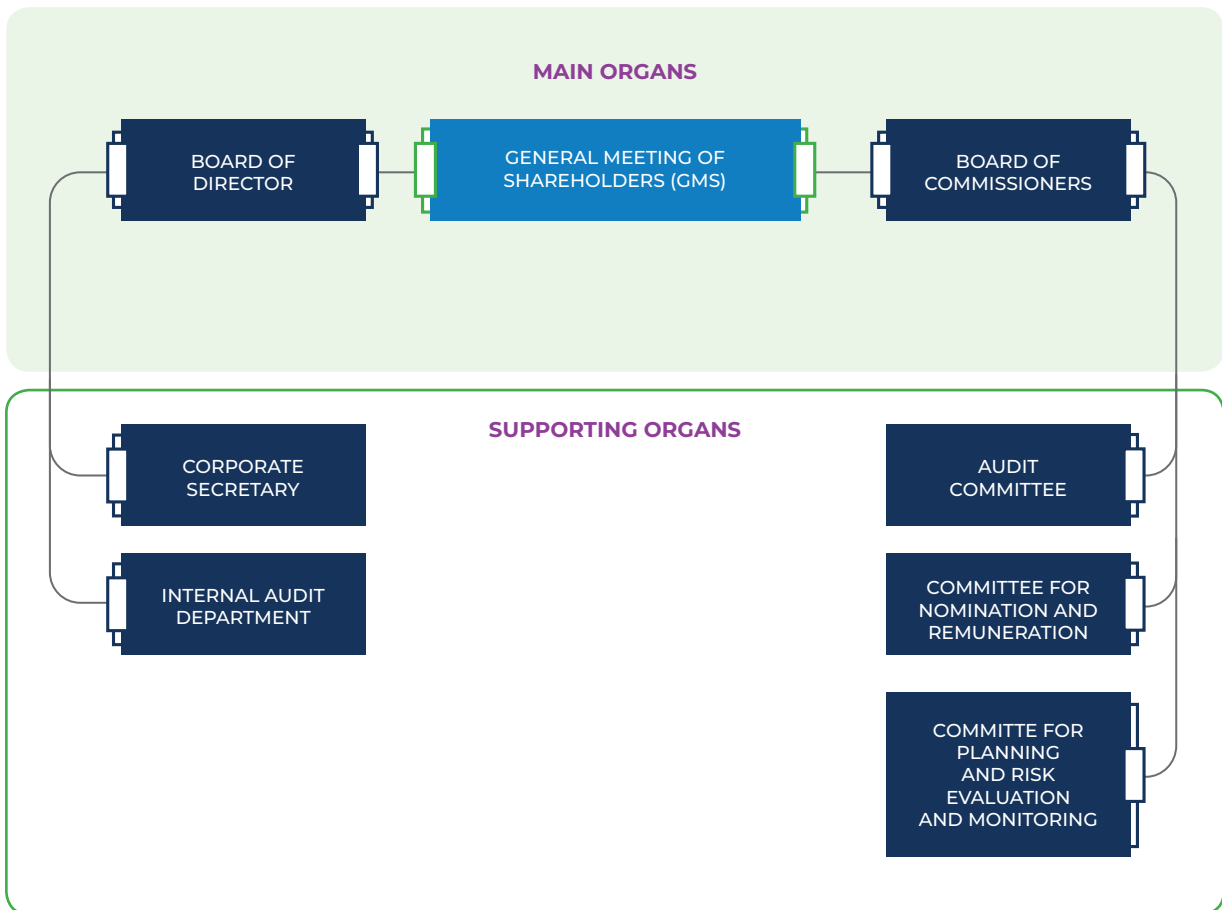
Principle	Recommendation	Implementation	Status
Principle 6			
Improving The Quality of Task execution and Responsibility of Board of Directors.	1. The Board of Directors has the policy to self-assess the performance of the Board of Directors.	The Board of Directors has a policy that regulates performance evaluation, process and indicators for assessing the performance of the Board of Directors individually and collegially, this is stated in the Board of Directors Performance Assessment section in the Joint Regulations of the Board of Commissioners and Directors No. 05/KEP/DK/2022 and No. PD.620.00 /r.01/HK200/COP-M4000000/2022 regarding Guidelines for the Work Procedures of the Board of Commissioners and Directors (Board Manual) of the Telkom (Persero) PT Telekomunikasi Indonesia Tbk.	Comply
	2. The self-assessment policy is reported in an Annual Report.	Results of the self-assessment of the Board of Directors are reported in the Telkom's Annual Report under the section of Corporate Governance.	Comply
	3. The Board of Directors has a policy of resignation in the event of involvement in any financial crimes.	Based on Telkom's Articles of Association and Financial Service Authority Regulation No. 33/POJK.04/2014 regarding the Board of Directors and Board of Commissioners of Issuers or Public Companies, any member of the Board of Directors who does not meet the requirements to become a member of the Board of Directors and who is involved in a financial crime, his position as Director will be null and void. In the event that the member of the Board of Directors resigns, it will be decided through the GMS mechanism.	Comply
Principle 7			
Improving Corporate Governance Aspect Through Stakeholders Participation.	1. To have a policy to prevent Insider Trading practice	Based on Regulation of the Director of Human Capital Management No. PR 209.05/r.01/ K250/COP-A4000000/2020 regarding Employee Discipline, the policy to prevent Insider Trading practice is contained in Article 5 regarding prohibitions for each employee include abuse of authority or position and unauthorized use of Company information.	Comply
	2. To have a policy of Anti-Corruption and Anti-Fraud.	Telkom is always committed to supporting the implementation of anti-corruption and anti-corruption in the corporate environment by developing programs and procedures as outlined in internal policies, namely the Integrity Pact, Business Ethics, LHKPN Reporting (Wealth Report of State Administrators), Employee Discipline, Gratification Control, and ISO implementation 37001:2016 Anti-Bribery Management System In 2023, Telkom will received again ISO 37001:2016 certification for implementing SMAP in several work units.	Comply
	3. To have a policy on the selection and capacity building of Suppliers and Vendors.	Telkom selects suppliers and vendors based on procurement policies that exist within Telkom internally which are managed through the SSO Procurement & Sourcing Center Unit which is carried out based on Regulation of the Director of Finance & Risk Management No. PR 301.08/r.07/HK240/COP-K07000000/2023 regarding Guidelines for Procurement Implementation.	Comply

Principle	Recommendation	Implementation	Status
	4. To have a policy on the fulfillment of creditors' rights.	Telkom has a policy to fulfill the rights of our Creditors through the Financial Accounting Unit & Corporate Finance Unit that sets out and manages the rights of Telkom's creditors.	Comply
	5. To have a policy on Whistleblowing system.	Through the Resolution of the Board of Commissioners No. 01/KEP/DK/2022 regarding Policies and Procedures for Handling Complaints (Whistleblowing System) within the TelkomGroup which was later ratified by Directors Regulation No. PD. 622.00/r.00/HK200/COP-C000000/2022 dated January 25, 2022, Telkom guarantees and ensures the protection of the confidentiality of reporters, both employees and third parties who submit complaints or reports of alleged violations. This Whistleblowing System develops complaint channels into 7 (seven) complaint channels, which can be accessed on the Telkom website in the Telkom Integrity Line menu.	Comply
	6. To have a Policy on the granting of long-term incentives to the Board of Directors and Employees.	In determining the incentives obtained by the Board of Directors, Telkom is guided by Regulation of Minister of SOE No. PER-12/MBU/11/2020 regarding Guidelines for Determining the Income of the Board of Directors, Board of Commissioners, and Supervisory Board of State-Owned Enterprises and their amendments as well as Guidelines for the Implementation of Work (Charter) of Committee for Nomination and Remuneration. As for employees, this incentive is contained in the Collective Labor Agreement regarding Compensation and Benefits and Director of Human Capital Management Regulation No. PR 207.22/r.00/PS770/COP-J2000000/2016 regarding Awards and Recognition which explain the mechanism of giving rewards to employees in the form of stock option as well as an explanation of reward level, one of them at the advanced level are rewarded consistently and in the long-term financially.	Comply
Principle 8			
Improving The Implementation of Information Disclosure.	1. To use wider information technology along with website as a medium of information disclosure.	Telkom also active in various social media as medium for information disclosure and product promotion. In addition, Telkom also use the mailing list system as medium for information disclosure and communication with Investor.	Comply
	2. The Annual Report of Public Companies disclose the most current beneficial owners of the Company's ownership, at least 5% other than major shareholders and controllers.	Telkom discloses the ultimate beneficial owner in the ownership of Company shares with ownership of 5% or more in Telkom's Annual Report in the Composition of Shareholders section.	Comply

The Telkom's commitment to preventing and eradicating corruption is carried out in three stages. The first is establishing anti-corruption policies, integrating anti-corruption policies into business operations, and reporting and being involved in anti-corruption programs. Anti-corruption policies and procedures are established to identify, prevent, and overcome corruption in the Company. Telkom's anti-corruption policy is based on a comprehensive risk assessment regarding the potential for corruption in all business operations. Telkom has also developed programs and procedures outlined in internal policies, including integrity pact policies, business ethics, LHKPN reporting obligations, employee discipline, gratification control, and the Anti-Bribery Management System (SMAP) assessment.

CORPORATE GOVERNANCE STRUCTURE

In accordance with Capital Market Provisions and Law No. 40 Year 2007 regarding Limited Liability Companies, Telkom owns governance structure consisting of Main Organs and Supporting Organs, as follows:



CORPORATE GOVERNANCE ASSESSMENT

Through the implementation of GCG, Telkom supports accountability, increases business success, increases value, and creates a superior Telkom image. Telkom is committed to implementing comprehensive governance in the future by relevant regulations, such as Laws, Government Regulations, and Ministerial Regulations, as well as complying with the rules imposed by the Financial Service Authority as an issuer registered on the IDX.

The ASEAN Capital Market Forum (ACMF) developed a parameter for measuring governance practices in the form of an ASEAN Corporate Governance Scorecard (ACGS) assessment created based on OECD principles. These parameters are expected to increase investor confidence in listed companies in ASEAN.

TelkomGroup has implemented governance according to the parameters of the ASEAN Corporate Governance Scorecard, which is assessed annually by Financial Service Authority, RSM Indonesia, and Indonesian Institute for Corporate Director (IICD). There five main parameters are considered, including those related to Shareholder Rights, Equal Treatment of Shareholders, Role of Stakeholders, Disclosure and Transparency, and Board Responsibilities. Information on GCG assessment results

referring to the ASEAN Corporate Governance Scorecard can be accessed at https://www.Telkom.co.id/sites/about-Telkom/id_ID/page/asean-corporate-governance-scorecard-2023-1009.

Telkom is always committed to carrying out the Telkom's performance based on ESG principles, including implementing GCG. This is proven by obtaining the title "Most Excellence Good Corporate Governance Implementation" at the 2023 CNBC Indonesia Awards. Telkom also received an award from the Economic Review at the 2023 Indonesia GCG Award as 1st The Best Indonesia GCG for Public Telkom 2023, Sector: Infrastructure, Utilities & Transport – Industry: Telecommunications and 1st The Best Indonesia Enterprise Risk Management for Public Telkom 2023, Sector: Infrastructure, Utilities & Transport – Industry: Telecommunications. Apart from that, The Telkom was also named in the Top 50 Issuers with the Largest Market Capitalization (Best Non-Financial Sector category) in the 14th IICD Corporate Governance Award. This award was given to appreciate Telkom's exemplary GCG implementation and risk management so that it can grow and develop amidst global economic competition and uncertainty.

GENERAL MEETING OF SHAREHOLDERS(GMS)

The General Meeting of Shareholders (GMS) is Telkom's highest governance organ, which is a means for Shareholders to make significant and strategic decisions. In accordance with Telkom's Articles of Association and Legislative Regulations, the Annual GMS (AGMS) is held once every year with a routine discussion agenda as follows:

1. Approval of the Telkom's Annual Report, including Board of Commissioners Supervisory Task Report.
2. Ratification of the Telkom's Financial Statement and Annual Partnership and Community Development Program Report, as well as the Exemption of Liabilities of the members of the Board of Directors and Commissioners.
3. Determination of Telkom's Net Income, including dividend payment in the Financial Year.
4. The determination of remuneration for the members of the Board of Directors and Commissioners.
5. The appointment of Public Accounting Firm to audit the Telkom's Financial Statements, including audit of Internal Control over Financial Reporting and Appointment of a Public Accounting Firm to audit Financial Statements of Partnership and Community Development Programs.

6. Any other agenda proposed by one or more shareholders that represent 1/20 or more of all shares that have a voting right.

AGMS FOR THE 2021 FINANCIAL YEAR

Telkom held an AGMS for the performance of the 2021 Financial Year on May 27, 2022. At the AGMS, the Telkom appointed an independent party, Notary Ashoya Ratam SH., MKn., to record the proceedings of the Meeting and PT Datindo Entrycom to calculate and validate votes. Summary information on the minutes of the AGMS for the 2021 Fiscal Year, which contains the agenda and realization of meeting decisions, can be accessed at [https://www. Telkom.co.id/minio/show/data/lampiran/1654008348336_Pemumuman%20Ringkasan%20Risala%20RUPS%202022.pdf](https://www.Telkom.co.id/minio/show/data/lampiran/1654008348336_Pemumuman%20Ringkasan%20Risala%20RUPS%202022.pdf).

In its implementation, the 2021 Fiscal Year AGMS decisions will immediately apply to the implementation of the Telkom's business and operations. Everything will be realized in 2022, and only choices will be recognized at the end of 2023.

AGMS FOR THE 2022 FINANCIAL YEAR

On May 30, 2023, AGMS was held for the performance of the Financial Year 2022. At the AGMS, the Telkom appointed independent parties to carry out vote counts and/or conduct validation at the meeting of the Securities Administration Bureau PT Datindo Entrycom and Notary Ashoya Ratam SH., MKn. with details of the agenda, vote count and realization of the 2020 AGMS resolutions as follows:

Agenda	AGMS Resolution	Status of AGMS Resolution
1.	1. Approved the Telkom's Annual Report, including the Board of Commissioners' Supervisory Duties Report for the 2022 Financial Year and the Social and Environmental Responsibility Program Implementation Report, and ratified the Telkom's Consolidated Financial Report for the 2022 Financial Year ending December 31, 2022, which has been audited by the Public Accounting Firm (KAP) Purwantono, Sungkoro & Surja (a member of the Firm of Ernst & Young Global Limited) according to its report, Number 00351/2.1032/AU.1/06/0687-1/1/III/2023 dated March 24 2023 with a fair opinion in all matters material, as well as providing full repayment and release of responsibility (volledig acquit et de charge) to the Directors and Board of Commissioners of the Telkom for actions in the management and supervision of the Telkom that have been carried out in the Financial Year ending on December 31 2022 as long as these actions do not constitute criminal acts and reflected in the Telkom's book reports.	Resolution effective immediately.

Agenda	AGMS Resolution	Status of AGMS Resolution
	<p>2. Ratify the Financial Report of the Micro and Small Business Funding Program for the 2022 Financial Year ending on December 31, 2022, which is part of the Social and Environmental Responsibility Report as audited by the Public Accounting Firm (KAP) Purwantono, Sungkoro & Surja (a member Firm of Ernst & Young Global Limited) in accordance with its report, No. 00181/2.1032/AU.2/11/0687-6/1/11/2023 dated February 21 2023 with a fair opinion in all material respects and providing full repayment and release of liability (volledig acquit et de charge) to the Board of Directors and Board of Commissioners of the Telkom for their actions in managing and supervising the Micro and Small Business Funding Program which has been carried out in the Financial Year ending on December 31 2022 as long as these actions do not constitute criminal acts and are reflected in the books. Telkom report book</p>	
	The Result of Decision Making	
	Agree 87,149,158.636 shares or 97,8482258%	
	Disagree 687,997,518 shares or 0,7724611%	
	Abstain 1,228,494,193 shares or 1,3793131%	
2.	<p>1. To approve and determine the appropriation of the Telkom's net profit for the Financial Year 2022 in the amount of Rp 20,753,370,820,999 999 as follows:</p> <p>a. Cash Dividend amounting to 60.00% of the net profit or in the amount of Rp16,602,696,656,799.20 or amounting to Rp167,5987 per shares based on issued shares on the date of the Meeting amounting to 99,062,216,600 shares;</p> <p>b. Recorded as Retained Earnings in the amount of 20% from net profit or amounting to Rp 4,150,674,164,199.80, which will be used for the development of the Telkom.</p>	Dividend distribution was conducted on Juni 30, 2023.
	<p>2. The distribution of cash dividends for the 2022 financial year will be carried out with the following conditions:</p> <p>a. Those entitled to receive dividends are shareholders whose names are recorded in the Company's Register of Shareholders at the close of trading of the Company's shares on the Indonesia Stock Exchange on June 13, 2023;</p> <p>b. Cash Dividends will be paid in one lump sum no later than July 5, 2023.</p>	The decision on returned earnings effective immediately
	<p>3. To grant the power and authority to the Board of Directors with the right of substitution to further regulate the procedure of dividend distribution and to announce the same with due regard to the prevailing laws and regulations in the stock exchange where the Telkom's shares are listed.</p>	
	The Result of Decision Making	
	Agree 87,883,991.487 shares or 98,6732721%	
	Disagree 40,760,800 shares or 0,0457649%	
	Abstain 1,140,898,060 shares or 1,2809630%	

Agenda	AGMS Resolution	Status of AGMS Resolution
3.	1. To grant authority and power to Series A Dwiwarna Shareholders to determine the amount of tantieme/work incentives/special incentives for Financial Year 2022, and also to determine the salaries, allowances, and facilities to members of the Board of Commissioners for 2023	Resolution effective immediately.
	2. To grant authority and power to the Board of Commissioners, which previously has obtained written approval from Shareholder Series A Dwiwarna, to determine the amount of tantieme/work incentives/special incentives for the Financial Year 2022, and also to determine the salaries, allowances, facilities and other incentives to members of the Board of Directors for the Financial year 2023	
	The Result of Decision Making	
	Agree 83.379.664.969 shares or 93,6159615%	
	Disagree 4.518.659.891 shares or 5,0734036%	
4.	1. To reappoint the Public Accounting Firm (KAP) Purwantono, Sungkoro & Surja (a member firm of Ernst & Young Global Limited) as the KAP that will audit the Telkom's Consolidated Financial Report including the Financial Report on the Implementation of the Micro and Small Business Funding Program and other reports for the Financial Year 2023.	Resolution effective immediately.
	2. To grant authority and power to the Board of Commissioners to appoint KAP to conduct an audit of the Telkom's Consolidated Financial Statements for other periods in the 2023 Financial Year for the purposes and interests of the Telkom.	
	3. To grant authority to the Board of Commissioners to determine audit fees and other requirements for the KAP, as well as choose a replacement KAP if KAP Purwantono, Sungkoro & Surja (a member of the Firm of Ernst & Young Global Limited), in the event cannot complete its duty for any reason to audit of Financial Reporting, Micro and Small Business Funding Program Financial Report and other reports for the Financial Year 2023, including determining audit fee and other requirements for the replacement KAP.	
	The Result of Decision Making	
	Agree 82.612.878.599 shares or 92,7550389%	
5.	To approve the Telkom's plan to carry out material transactions and affiliate transactions, namely the Separation of the IndiHome Business Segment, which is an impure agreement ("Separation") from the Telkom to PT Telekomunikasi Selular ("Telkomsel") and related transactions with the Separation, including, among other things, the provision of infrastructure and the provision of fixed broadband core and IT system services from the Telkom to Telkomsel, to comply with the requirements of Financial Service Authority's Regulation No.42/POJK.04/2020 concerning Affiliate Transactions and Conflict of Interest Transactions and Financial Service Authority's Regulation No.17/POJK.04/2020 concerning Material Transactions and Changes in Business Activities ("Transaction Plan").	Resolution effective immediately.
	The Result of Decision Making	
	Agree 36.319.798.327 shares or 76,6137954%	
	Disagree 1.277.300 shares or 0,0026944%	
	Abstain 1.142.221.160 shares or 2,4094269%	

Agenda	AGMS Resolution	Status of AGMS Resolution
6.	1. To Approve the Telkom's plan to separate the IndiHome Business Segment by PT Telkom Indonesia (Persero) Tbk. at fair value in connection with the fulfillment of Law Number 40 Year 2007 regarding Limited Liability Companies as most recently amended by Law Number 6 Year 2023 regarding the Determination of Government Regulations Number 2 Year 2022 regarding Job Creation becoming Law.	Resolution effective immediately.
	2. To approve the Separation Plan that the Telkom and its amendments have announced.	
	3. To grant power and authority with substitution rights to the Board of Directors to carry out all necessary actions related to the implementation of the Transaction Plan, including but not limited to making necessary adjustments and/or changes to the Transaction Plan document as long as the changes are not material, stated returning the decisions at this Meeting, either in part or in full in the form of notarial deeds, making or requesting all necessary deeds, letters, and documents to be made, appearing before authorized parties/officials including notaries, submitting requests to the authorized party/or official to obtain an approval or report the matter to the authorized party/official and register it in the Telkom note as intended in the applicable statutory regulations until the application is received, without exception, and all other actions to comply with the provisions of the statutory regulations -invitation.	
	The Result of Decision Making	
	Agree 87,922.699.887 shares or 98,7167326%	
Disagree 1,299.000 shares or 0,0014585%		
Abstain 1,141.651.460 shares or 1,2818089%		
7.	Approved a particular assignment from the Indonesian Government to the Telkom, the implementation of which follows Presidential Regulation Number 17 Year 2023 regarding Acceleration of Digital Transformation in the Field of Procurement of Government Goods/ Services.	Resolution effective immediately.
	The Result of Decision Making	
	Agree 69,276.958.543 shares or 77,7819039%	
	Disagree 17,197.005.257 shares or 19,3082913%	
	Abstain 2,591.636.547 shares or 2,9098048%	
8.	Confirming the implementation of the State-Owned Enterprise Minister's regulation of the Republic of Indonesia Number:	Resolution effective immediately.
	1. PER-1/MBU/03/2023 dated 3 March 2023 regarding Special Assignments and Social and Environmental Responsibility Programs for SOE;	
	2. PER-2/MBU/03/2023 dated 3 March 2023 regarding Guidelines for Governance and Significant Corporate Activities of SOE;	
	3. PER-3/MBU/03/2023 dated 20 March 2023 regarding SOE Organs and Human Resources, along with future changes.	
	The Result of Decision Making	
	Agree 87,922.830.687 shares or 98,7168795%	
Disagree 1,421.400 shares or 0,0015959%		
Abstain 1,141.398.260 shares or 1,2815246%		

Agenda	AGMS Resolution	Status of AGMS Resolution																																										
9.	<p>1. To confirm the honorable dismissal of Mr. EDI WIJTARA as Enterprise and Business Services Director, who was appointed based on the Annual GMS Financial Year 2018 dated 24 May 2019, starting from 8 July 2022, with gratitude for the contribution of efforts and thought during their term as the member of the Board of Directors of the Telkom.</p> <p>2. Change the nomenclature of positions for members of the Board of Directors as follows:</p> <table border="1" style="width: 100%; border-collapse: collapse;"> <thead> <tr> <th style="text-align: center;">No.</th> <th style="text-align: center;">Originally</th> <th style="text-align: center;">To</th> </tr> </thead> <tbody> <tr> <td style="text-align: center;">a.</td> <td>Director of Consumer Service</td> <td style="text-align: center;">-</td> </tr> <tr> <td style="text-align: center;">b.</td> <td style="text-align: center;">-</td> <td>Director of Group Business Development</td> </tr> </tbody> </table> <p>3. Re-assign Mr. F. M VENUSIANA R, who was appointed based on the Resolution of the Annual General Meeting of Shareholders for the Financial Year of 2019 dated 16 July 2020, previously the Director of Enterprise and Business Service to become the Director of Consumer Service, with a term of office continuing the remaining term of office in accordance with the resolution of the AGM</p> <p>4. To appoint the names below as the Board of the Telkom as follows:</p> <p>a. Mr. SILMY KARIM as Commissioner</p> <p>b. Mr. HONESTI BASYIR as Director of Group Business Development</p> <p>5. The term of office of the appointed members of the Board of Commissioners and the Board of Directors as referred to in number 4, is in accordance with the provisions of the Articles of Association of the Company, with due observance of the laws and regulations in the capital market sector and without prejudice to the right of the GMS to dismiss at any time.</p> <p>6. With the confirmation of dismissal, changes in nomenclature of positions, re-assignment, and the appointment of members of the Board of Commissioner and the Board of Directors as referred to in number 1 until 4, the composition of members of the Board of the Company shall be as follows:</p> <table border="1" style="width: 100%; border-collapse: collapse;"> <thead> <tr> <th colspan="3" style="text-align: left;">a. Board of Commissioners</th> </tr> </thead> <tbody> <tr> <td style="text-align: center;">1)</td> <td>President Commissioner/ Independent Commissioner</td> <td>BAMBANG PERMADI SOEMANTRI B</td> </tr> <tr> <td style="text-align: center;">2)</td> <td>Independent Commissioner</td> <td>WAWAN IRIAWAN</td> </tr> <tr> <td style="text-align: center;">3)</td> <td>Independent Commissioner</td> <td>BONO DARU ADJI</td> </tr> <tr> <td style="text-align: center;">4)</td> <td>Independent Commissioner</td> <td>ABDI NEGARA NURDIN</td> </tr> <tr> <td style="text-align: center;">5)</td> <td>Commissioner</td> <td>ARYA MAHENDRA SINULINGGA</td> </tr> <tr> <td style="text-align: center;">6)</td> <td>Commissioner</td> <td>MARCELINO RUMAMBO PANDIN</td> </tr> <tr> <td style="text-align: center;">7)</td> <td>Commissioner</td> <td>ISMAIL</td> </tr> <tr> <td style="text-align: center;">8)</td> <td>Commissioner</td> <td>RIZAL MALLARANGENG</td> </tr> <tr> <td style="text-align: center;">9)</td> <td>Commissioner</td> <td>ISA RACHMATARWATA</td> </tr> <tr> <td style="text-align: center;">10)</td> <td>Commissioner</td> <td>SILMY KARIM</td> </tr> </tbody> </table>	No.	Originally	To	a.	Director of Consumer Service	-	b.	-	Director of Group Business Development	a. Board of Commissioners			1)	President Commissioner/ Independent Commissioner	BAMBANG PERMADI SOEMANTRI B	2)	Independent Commissioner	WAWAN IRIAWAN	3)	Independent Commissioner	BONO DARU ADJI	4)	Independent Commissioner	ABDI NEGARA NURDIN	5)	Commissioner	ARYA MAHENDRA SINULINGGA	6)	Commissioner	MARCELINO RUMAMBO PANDIN	7)	Commissioner	ISMAIL	8)	Commissioner	RIZAL MALLARANGENG	9)	Commissioner	ISA RACHMATARWATA	10)	Commissioner	SILMY KARIM	Resolution effective immediately.
No.	Originally	To																																										
a.	Director of Consumer Service	-																																										
b.	-	Director of Group Business Development																																										
a. Board of Commissioners																																												
1)	President Commissioner/ Independent Commissioner	BAMBANG PERMADI SOEMANTRI B																																										
2)	Independent Commissioner	WAWAN IRIAWAN																																										
3)	Independent Commissioner	BONO DARU ADJI																																										
4)	Independent Commissioner	ABDI NEGARA NURDIN																																										
5)	Commissioner	ARYA MAHENDRA SINULINGGA																																										
6)	Commissioner	MARCELINO RUMAMBO PANDIN																																										
7)	Commissioner	ISMAIL																																										
8)	Commissioner	RIZAL MALLARANGENG																																										
9)	Commissioner	ISA RACHMATARWATA																																										
10)	Commissioner	SILMY KARIM																																										

Agenda	AGMS Resolution	Status of AGMS Resolution
	b. Board of Directors	
	1) President Director	RIRIEK ADRIANSYAH
	2) Enterprise and Business Service Director	F. M. VENUSIANA R
	3) Digital Business Director	MUHAMAD FAJRIN RASYID
	4) Human Capital Management Director	AFRIWANDI
	5) Financial Risk Management Director	HERI SUPRIADI
	6) Network & IT Solution Director	HERLAN WIJANARKO
	7) Strategic Portfolio Director	BUDI SETYAWAN WIJAYA
	8) Wholesale and International Service Director	BOGI WITJAKSONO
	9) Group Business Development Director	HONESTI BASYIR
	7. Members of the Board of Directors and the Board of Commissioners, who are appointed as referred to in number 4, however still in other positions that are prohibited based on laws and regulations to be concurrent with the position of member of the Board of Directors or the Board of Commissioners of a State-Owned Enterprise, must resign or be dismissed from such position.	
	8. To grant power and authority to the Board of Directors of the Telkom, with the right of substitution, to state of the resolution as adopted in the GMS in the Notarial deed and to appear before Notary or authorized official and to make any adjustments or corrections which are necessary when required by the competent authority for the purposes of implementation of the resolutions of the meeting.	
	The Result of Decision Making	
	Agree	58.569.354.561 shares or 65,7597562%
	Diagree	26.327.035.515 shares or 29,5591347%
	Abstain	4.169.260.271 shares or 4,6811091%

In practice, AGMS decision of the Financial Year of 2022 immediately applies to business implementation and Company operation.

BOARD OF COMMISSIONERS

Based on Law No. 40 Year 2007 regarding Limited Liability Companies, the Board of Commissioners is one of the organs that has collective duties and responsibilities to supervise the running of the Company and provide advice to the Board of Directors. The Board of Commissioners is also tasked with ensuring that GCG principles are implemented in every Company business practice.

BOARD OF COMMISSIONERS' CHARTER

The work guidelines for Telkom's Board of Commissioners are regulated in Board Manual of the Board of Commissioners and Directors which was approved and signed by the Board of Commissioners and Directors in Joint Regulation of the Board of Commissioners and Directors No. 05/KEP/DK/2022 and PD.620.00/r.01/HK200/COP-M4000000/2022 regarding Guidelines for the Work Procedures of the Board of Commissioners and Directors (Board Manual) Limited Liability Telkom (Persero) PT Telekomunikasi Indonesia, Tbk. In the charter, there is a work order that regulates the responsibilities, obligations, and division of tasks of the Board of Commissioners. In addition, this Charter also stipulates provisions regarding meetings, conflicts of interest, share ownership, as well as the relationship between the Board of Commissioners and the Board of Directors and the GMS. The duties and responsibilities of members of the Board of Commissioners are also regulated in the Telkom's Articles of Association.

BOARD OF COMMISSIONERS' AUTHORITIES, DUTIES, AND RESPONSIBILITIES

Telkom's Articles of Association stipulates the Board of Commissioners' obligations to:

1. Provide advice to the Board of Directors in performing the Company's management;
2. Provide opinion and give approval over the Annual Work Plan and Budget of the Telkom as well as other work plans which have been prepared by the Board of Directors, in accordance with the provisions of the Articles of Association and the prevailing laws and regulations;
3. Keep up with Company's activities progress, provide opinions and advice to the GMS regarding every issue considered important for the Company's management;
4. Report to Series A Dwiwarna shareholder if there is any indication of decreasing performance of the Company;
5. Propose to the GMS for the appointment of Public Accountant who will perform the audit over the Company's book;
6. Review and analyze the periodic reports and the Annual Report prepared by the Board of Directors as well as execute the Annual Report;
7. Provide explanation, opinion, and advice to the GMS regarding the Annual Report, if requested;
8. Draw up the minutes of the meeting of the Board of Commissioners and keep their copies;
9. Report to the Company with regard to their and/or their families share ownership in the Telkom aforesaid and in other Companies;
10. Provide report regarding the supervisory duties, which have been performed during the recently passed Financial Year to the GMS;
11. Provide explanation regarding any matters inquired about or requested by Series A Dwiwarna shareholder with due observance of the statutory regulations, particularly those prevailing in the Capital Market sector; and
12. Perform other obligations in the framework of supervisory duties and advice provision, to the extent, it does not contradict the statutory regulations, the Articles of Association and/or the resolutions of the GMS.

The authority of the Board of Commissioners is as follows:

1. Examine books, letters, as well as other documents, examine cash position for verification purposes and other securities and examine the assets of the Company;
2. Enter the yards, buildings, and offices used by the Company;
3. Ask explanation from the Board of Directors and/or other officials regarding any issues regarding the Company's management;
4. Be informed of any policies and actions, which have been and which will be taken by the Board of Directors;
5. Ask the Board of Directors and/or other officials under the level of the Board of Directors, with the knowledge of the Board of Directors, to attend the meeting of the Board of Commissioners, while requests for or support for activities other than meetings will be carried out with due observance of professionalism, ethics, interests of the Company and the organs of the company;

6. Appoint and dismiss a secretary of the Board of Commissioners;
7. Suspend the members of the Board of Directors in accordance with the provisions of this Articles of Association of the Company;
8. Form the Audit Committee, the Remuneration and Nomination Committee, the Risk Monitoring Committee, and other committees, if considered necessary, with due observance of the capability of the Telkom;
9. Utilize experts for certain matters and within a certain period on the account of the Company, if considered necessary;
10. Perform the management actions over the Company in certain conditions for a certain period under the provisions of this Articles of Association;
11. Approve the appointment and dismissal of the Corporate Secretary and/or the Head of Internal Supervisory Unit;
12. Examine and review the Annual Report prepared by the Board of Directors and sign the Annual Report;
13. Attend the meeting of the Board of Directors and give viewpoint towards the matters being discussed;
14. Perform other supervisory authorities as long as it does not contradict with the statutory regulations, the Articles of Association and/or the resolutions of the GMS and;
15. In order to carry out their supervisory function, members of the Board of Commissioners at agreed working hours or other times, jointly or individually, with or without prior notification to the Board of Directors, by taking into account professionalism, the interests of the Company, the public and organs, have rights access but not limited to buildings and locations from or other places that are used to be controlled by the Company's subsidiaries and have rights to check books, documents, reports, and inventory of goods, and check cash positions (for verification purposes) and other guarantees and to find out all actions taken by the Directors of the subsidiary which are based on the principle of disclosure of information by taking into account the confidentiality of the Company, and can provide advice to subsidiaries regarding policies/ actions that have been decided or will be taken by the Directors of the subsidiaries either requested or not.

In the event of a Company loss, members of the Board of Commissioners have a collective responsibility for mistakes or omissions in carrying out their duties, unless proven:

1. Such loss is not caused by their mistake or negligence;
2. They have performed in good faith, full responsibility, and prudentially for the interest and based on the purpose and objective of the Company;
3. They do not have any conflict of interest either directly or indirectly with the management activities causing the loss; and
4. They have taken the action to prevent the occurrence or continuation of such loss.

TERM OF SERVICE OF MEMBERS OF THE BOARD OF COMMISSIONERS

Based on the Articles of Association and others regulation, including the Regulation of the Minister of SOE No. PER-3/MBU/03/2023 regarding Organs and Human Resources of State-Owned Enterprises, members of the Board of Commissioners have a 5 years terms of office without reducing the authority of the GMS to dismiss members at any time. The GMS has the right to reappoint members of the Board of Commissioners for the next 1 term after their term of office ends. Members of the Board of Commissioners have terms of office that are effective from the closing date, or the date determined by the GMS, and the GMS confirms the end of the term of office of the Board of Commissioners.

MECHANISM OF RESIGNATION AND DISMISSAL OF THE BOARD OF COMMISSIONERS

In accordance with the regulations of the Articles of Association and other regulations, including the Regulation of the Minister of SOE No. PER-3/MBU/03/2023 regarding Organs and Human Resources of State-Owned Enterprises, the position of a member of the Board of Commissioners ends if:

- a. pass away;
- b. the term of office ends, including resigning from office;
- c. dismissed based on GMS decision; and/or
- d. no longer meets the requirements as a member of the Board of Commissioners of SOE based on the regulations of the articles of association and statutory regulations, including the prohibition of holding concurrent positions.

BASIS OF APPOINTMENT OF THE BOARD OF COMMISSIONERS

The appointment of the Telkom Board of Commissioners is based on the regulation of the Articles of Association and other regulations, including the Regulation of the Minister of SOE No.PER-3/MBU/03/2023 regarding Organs and Human Resources of State-Owned Enterprises, carried out by ensuring that the requirements stipulated in these regulations are met, among others:

- a. have good morals and good integrity;
- b. competent in carrying out legal actions;
- c. commit to comply with statutory regulations;
- d. fulfill the requirements for a good track record;

- e. commit to comply with statutory regulations; have knowledge and/or expertise in the field required by the Telkom; and
- f. other requirements in accordance with the Limited Liability Telkom Law, laws and regulations in the Capital Market sector, and other laws and regulations that apply to and relate to the Telkom's business activities.

In addition, the appointment of members of the Board of Commissioners is carried out by considering integrity, dedication, understanding of Company management issues related to one of the management functions, having adequate knowledge of the Telkom's business field, and providing sufficient time to carry out their duties, as well as other requirements based on statutory regulations. The appointment of a person as a member of the Board of Commissioners through the GMS.

ORIENTATION PROGRAM FOR NEW MEMBERS OF THE BOARD OF COMMISSIONERS

In accordance with the Regulation of Minister of SOE No PER-02/MBU/03/2023 regarding Guidelines for Governance and Significant Corporate Activities of State-Owned Enterprises, the Corporate Secretary coordinates an orientation program that must be attended by every new member of the Board of Commissioners to understand Telkom's activities and conditions. In 2023, an orientation program will be carried out for new members of the Board of Commissioners, namely Mr. Silmy Karim with detailed material as follows:

Orientation Program for New Members of the Board of Commissioners

Date	Material
June 1, 2023	Introduction of Telkom Group Organization, BoC and BoD Organization, Profile of Telkom and Subsidiaries, Articles of Association, and Board Manual
June 2, 2023	Company's Planning Cycle (Long-Term Plan to Key Performance Indicator)
June 10, 2023	Telkom Budget Work Plan (RKAP), Performance Achievement Ytd April 2023, Streamlining and Transformation
June 19, 2023	Office Tour in the Telkom Hub work environment

EDUCATION, TRAINING, SEMINAR, AND CONGRESS

Telkom provides opportunities for members of the Board of Commissioners to participate in various education, training, and similar activities to develop their knowledge and skills. Educational programs and/or The training attended by members of the Board of Commissioners during 2023 is as follows:

Education, Training, Seminars, Conferences and Congress of the Board of Commissioners of Telkom in 2023

No.	Program	Organizer	Date	Commissioners
1.	T20 Inception Conference	G20 Presidency India	January 12, 2023	Bambang PS Brodjonegoro
2.	Economic Outlook	TPPI	January 16, 2023	Bambang PS Brodjonegoro
3.	Workshop B2B and Digital Business	Telkom	February 03, 2023	1. Bambang PS Brodjonegoro 2. Abdi N Nurdin 3. Arya M Sinulingga 4. Bono Daru Adji 5. Isa Rachmatarwata 6. Ismail 7. Marcelino R Pandin 8. Rizal Mallarangeng 9. Wawan Iriawan
4.	Policy Talk	LAN (Lembaga Administrasi Negara)	February 10, 2023	Marcelino R. Pandin
5.	Roundtable Discussion T20 - T7: Rethinking Global Cooperation in the Fracture World	CSIS	February 14, 2023	Bambang PS Brodjonegoro
6.	Economic Outlook	Mayapada	February 15, 2023	Bambang PS Brodjonegoro
7.	Empirical Research Activities	DPD RI	February 23, 2023	Bambang PS Brodjonegoro
8.	Mobile World Congress 2023	GSMA (Global System for Mobile Communications Association)	February 27-28, 2023	1. Bambang PS Brodjonegoro 2. Abdi N Nurdin 3. Rizal Mallarangeng 4. Marcelino R. Pandin 5. Wawan Iriawan
9.	FMC Benchmarks	Telefonica	March 02-03, 2023	1. Bambang PS Brodjonegoro 2. Abdi N Nurdin 3. Wawan Iriawan
10.	Update knowledge about digital leadership	Huawei	March 02-03, 2023	1. Ismail 2. Marcelino R. Pandin 3. Rizal Mallarangeng
11.	Leadership Talk: Capital Relocation Decision Making	Minister of Finance	March 07, 2023	Bambang PS Brodjonegoro
12.	Launching Economic Quarterly Report	PWC	March 09, 2023	Bambang PS Brodjonegoro
13.	Bellagio Convening Conference - G7 - G20	ADB Institute/ Rockefeller Foundation	March 13-17, 2023	Bambang PS Brodjonegoro
14.	World Summit on the Information Society Forum 2023	International Telecommunication Union (ITU)	March 13-17, 2023	Ismail
15.	Theme: "Law on the Development and Strengthening of the Financial Services Sector in Indonesia: Implications for the Capital Market Sector"	Association of Capital Market Legal Consultants	March 20, 2023	Bono Daru Adji

CORPORATE GOVERNANCE

No.	Program	Organizer	Date	Commissioners
16.	Technical Advisory Group: Kick Off Meeting	Tanoto Foundation	March 23, 2023	Bambang PS Brodjonegoro
17.	FMC Plenary Workshop	Telkom	March 29, 2023	1. Bambang PS Brodjonegoro 2. Abdi N Nurdin 3. Arya M Sinulingga 4. Bono Daru Adji 5. Isa Rachmatarwata 6. Ismail 7. Marcelino R. Pandin 8. Rizal Mallarangeng 9. Wawan Iriawan
18.	Public Speaking with Data	PWC	April 03, 2023	Bambang PS Brodjonegoro
19.	Socialization of Minister of SOE Regulation	Minister of SOE	April 06, 2023	1. Bambang PS Brodjonegoro 2. Wawan Iriawan 3. Abdi N Nurdin
20.	Ramadan Safari: Circular Economy	UGM	April 08, 2023	Bambang PS Brodjonegoro
21.	Ensuring Business Sustainability through GCG - GEDP - Band Position 1 TELKOM Group	Telkom - PPM	April 12, 2023	Bono Daru Adji
22.	Indonesia Public Lecture 2045	Pancasila University	April 23, 2023	Bambang PS Brodjonegoro
23.	Asia Pacific Tax Forum	Indef	May 03, 2023	Bambang PS Brodjonegoro
24.	Competing in the age of digital platform	Harvard Business School	May 7-10, 2023	Marcelino R. Pandin
25.	Data and Digital Economy Revolution: Reengineering Businesses for Success	Rajah & Tann Asia	May 09, 2023	Bono Daru Adji
26.	BEYOND - EXPO	BEYOND	May 11, 2023	Bambang PS Brodjonegoro
27.	FGD Outlook Indonesia as Archipelago Country 2045	SKSG UI	May 15, 2023	Bambang PS Brodjonegoro
28.	Global Solution Summit	GSI Berlin	May 16, 2023	Bambang PS Brodjonegoro
29.	Insights on Policy making	PWC	May 22, 2023	Bambang PS Brodjonegoro
30.	Empower Chinese Entrepreneur to progress in Indonesia	SW Indonesia	May 26, 2023	Bambang PS Brodjonegoro
31.	Legal Audit Training and Legal Opinion Preparation	Faculty of Law, Trisakti University	June 07, 2023	Bono Daru Adji
32.	The Role of Think Tanks in Companies	Indonesian Ocean	June 07, 2023	Bambang PS Brodjonegoro
33.	Side event TF 5 - T20 India	T20 India	June 09, 2023	Bambang PS Brodjonegoro
34.	Webinar Bamboo Expo	KADIN x BUKALAPAK	June 12, 2023	Bambang PS Brodjonegoro

No.	Program	Organizer	Date	Commissioners
35.	BLMN GRC Masterclass Program 2023: ESG for Auditors	BUMN School of Excellence	June 13, 2023	Bono Daru Adji
36.	Benchmark Research & Development	Huawei	June 13-15, 2023	1. Bambang PS Brodjonegoro 2. Marcelino R. Pandin
37.	Webinar - 2023 National Coordination Meeting on Internal Supervision theme: Productivity Guard for Economic Transformation	BPKP	June 14, 2023	Bono Daru Adji
38.	ZTE Head Quarter Benchmark	ZTE Corporation	June 15, 2023	1. Bambang PS Brodjonegoro 2. Marcelino R. Pandin
39.	Benchmark to Tencent Head Quarter and Business Data Center	Tencent	June 15, 2023	1. Bambang PS Brodjonegoro 2. Marcelino R. Pandin
40.	World Bank Regional Meeting	World Bank Asia Pacific	June 20, 2023	Bambang PS Brodjonegoro
41.	Great Executive Development Program Band Position 2	Telkom - PPM	June 26, 2023	Bono Daru Adji
42.	Townhall meeting: IDA in Indonesia	PWC	June 26, 2023	Bambang PS Brodjonegoro
43.	BLMN GRC Masterclass Program 2023: Information Technology Audit	BUMN School of Excellence	June 27, 2023	Bono Daru Adji
44.	Leadership Upskilling	PWC	June 27, 2023	Bambang PS Brodjonegoro
45.	Business Development Update	Telkomsel	July 19-21, 2023	Marcelino R. Pandin
46.	FGD with Minister of National Development Planning / BAPPENAS on economic transformation 2045	BAPPENAS	July 24, 2023	Bambang PS Brodjonegoro
47.	Corporate Innovation: Strategies for Leveraging Ecosystem	Massachusetts Institute of Technology Management Executive Education	July 26, 2023	Isa Rachmatarwata
48.	Indonesia Growth Strategy Kick Off Meeting	PWC	July 28, 2023	Bambang PS Brodjonegoro
49.	Benchmark Digital Capability Center and NCS Business	McKinsey and NCS Group	August 04, 2023	1. Bambang PS Brodjonegoro 2. Bono Daru Adji 3. Marcelino R. Pandin 4. Silmy Karim
50.	Ai4 2023 Conference	Ai4	August 07-09, 2023	Abdi N Nurdin
51.	UPJ City Metrics Launch	Pembangunan Jaya University	August 08, 2023	Bambang PS Brodjonegoro

CORPORATE GOVERNANCE

No.	Program	Organizer	Date	Commissioners
52.	Indonesia Economic Outlook 2024 Seminar	Indofood	August 09, 2023	Bambang PS Brodjonegoro
53.	SOE GRC Masterclass Program 2023: Rating & Issuance of Debt & Sukuk (EBUS) Securities	BUMN School of Excellence	August 10, 2023	1. Bambang PS Brodjonegoro 2. Abdi N Nurdin 3. Arya M Sinulingga 4. Bono Daru Adji 5. Isa Rachmatarwata 6. Ismail 7. Marcelino R. Pandin 8. Rizal Mallarangeng 9. Silmy Karim 10. Wawan Iriawan
54.	SOE GRC Masterclass Program 2023: Pre IPO and Post IPO	BUMN School of Excellence	August 10, 2023	1. Bambang PS Brodjonegoro 2. Abdi N Nurdin 3. Arya M Sinulingga 4. Bono Daru Adji 5. Isa Rachmatarwata 6. Ismail 7. Marcelino R. Pandin 8. Rizal Mallarangeng 9. Silmy Karim 10. Wawan Iriawan
55.	SOE GRC Masterclass Program 2023: Introduction to ESG & IFC Performance Standards	BUMN School of Excellence	August 16, 2023	1. Bono Daru Adji 2. Wawan Iriawan
56.	Centratama Economic and Political Outlook	Centratama	August 16, 2023	Bambang PS Brodjonegoro
57.	Seminar PPRA LEMHAMNAS	LEMHAMNAS	August 22, 2023	Bambang PS Brodjonegoro
58.	ASEAN Chairmanship side event: Energy Transition	ERIA	August 23, 2023	Bambang PS Brodjonegoro
59.	Malaysian CIO Network (MCION) 1st Conference	Malaysian CIO Network (MCION)	August 23-25, 2023	Marcelino R. Pandin
60.	T20 Summit	T20 India	August 30-31, 2023	Bambang PS Brodjonegoro
61.	Bali Annual Telkom International Conference 2023 (BATIC)	Telin	September 06-08, 2023	1. Abdi N Nurdin 2. Marcelino R. Pandin 3. Wawan Iriawan
62.	SOE GRC Masterclass Program 2023: Risk Management Effectiveness Evaluation	BUMN School of Excellence	September 07, 2023	1. Bambang PS Brodjonegoro 2. Abdi N Nurdin 3. Arya M Sinulingga 4. Bono Daru Adji 5. Isa Rachmatarwata 6. Ismail 7. Marcelino R. Pandin 8. Rizal Mallarangeng 9. Silmy Karim 10. Wawan Iriawan
63.	CIMB Wealth Expo: Economic Outlook 2024	CIMB	September 07, 2023	Bambang PS Brodjonegoro

No.	Program	Organizer	Date	Commissioners
64.	M360 Asia Pacific	GSMA	07 - 08 September 2023	Ismail
65.	FGD National Capital	BPK	September 08, 2023	Bambang PS Brodjonegoro
66.	BLMN GRC Masterclass Program 2023: Ranking of SOEs & SOE Subsidiaries	BUMN School of Excellence	September 14, 2023	1. Bambang PS Brodjonegoro 2. Abdi N Nurdin 3. Arya M Sinulingga 4. Bono Daru Adji 5. Isa Rachmatarwata 6. Ismail 7. Marcelino R. Pandin 8. Rizal Mallarangeng 9. Silmy Karim 10. Wawan Iriawan
67.	Evaluation and Transfer Strategy to the Regions	PROSPERA/ BAPPENAS	September 14, 2023	Bambang PS Brodjonegoro
68.	Seminar Indonesia Energy Transition Dialogue	ICEF/IESR	September 18, 2023	Bambang PS Brodjonegoro
69.	ASEAN Global Leadership Program	The University of Chicago	September 18-22, 2023	Ismail
70.	Bellagio Convening - ADBI	ADB Institute/ Rockefeller Foundation	September 19-23, 2023	Bambang PS Brodjonegoro
71.	Forum for Strengthening Governance and Integrity of Financial Reporting	Financial Service Authority	September 26, 2023	Bono Daru Adji
72.	BLMN GRC Masterclass Program 2023: ESG for Boards-Governance of ESG	BUMN School of Excellence	September 27, 2023	1. Bambang PS Brodjonegoro 2. Abdi N Nurdin 3. Arya M Sinulingga 4. Bono Daru Adji 5. Isa Rachmatarwata 6. Ismail 7. Marcelino R. Pandin 8. Rizal Mallarangeng 9. Silmy Karim 10. Wawan Iriawan
73.	SOE GRC Masterclass Program 2023: GRC Integrated Information For Supervisory Board	BUMN School of Excellence	October 05, 2023	1. Bambang PS Brodjonegoro 2. Abdi N Nurdin 3. Arya M Sinulingga 4. Bono Daru Adji 5. Isa Rachmatarwata 6. Ismail 7. Marcelino R. Pandin 8. Rizal Mallarangeng 9. Silmy Karim 10. Wawan Iriawan
74.	Digitalization Webinar: Developments, Policies, and Their Application in the Business Sector	ANTARA	October 05, 2023	Marcelino R. Pandin

CORPORATE GOVERNANCE

No.	Program	Organizer	Date	Commissioners
75.	Digitalization Symposium Webinar	BRIN	October 05, 2023	Marcelino R. Pandin
76.	Global Energy Market Forum	ADB / Global emerging market	October 09-10, 2023	Bambang PS Brodjonegoro
77.	Thales benchmarks and Unleash Talent Conference	Thales Corporation	October 16-18, 2023	Bambang PS Brodjonegoro
78.	GSIC Meeting	Global South Impact Community (GSIC)	October 18-19, 2023	Bambang PS Brodjonegoro
79.	SOE GRC Masterclass Program 2023: CG Methodology and Environmental and Social Management Systems	BUMN School of Excellence	October 25, 2023	1. Abdi N Nurdin 2. Bono Daru Adji 3. Wawan Iriawan
80.	Hipmi Jaya Training 2023	Hipmi Jakarta Raya	October 27, 2023	Bambang PS Brodjonegoro
81.	Workshop Internal Audit	Telkom	November 02-03, 2023	1. Abdi N Nurdin 2. Bono Daru Adji 3. Wawan Iriawan
82.	Meet the makers Focus 2023	FOCUS	November 05-06, 2023	1. Abdi N Nurdin 2. Wawan Iriawan
83.	Training Corporate Governance – effectiveness and accountability in the board room	Kellogg University	November 06-09, 2023	Bono Daru Adji
84.	Benchmark Submarine Cable System and Smart City	NEC Corporation	November 07-08, 2023	Bambang PS Brodjonegoro
85.	Qualified Risk Governance Professional (QRGP)	Telkom – CRMS – LPK MKS	October 21, 2023	1. Ismail 2. Silmy Karim
			October 23, 2023	Isa Rachmatarwata
			October 28, 2023	1. Bono Daru Adji 2. Marcelino R. Pandin
			November 08, 2023	1. Abdi N Nurdin 2. Rizal Mallarangeng 3. Wawan Iriawan
			December 28, 2023	Arya M. Sinulingga
86.	Dialogue: From G20 to COP28: Energy, Climate and Growth	Think20 India, Think28, Observer Research Foundation and The Emirates Policy Centre	November 12, 2023	Bambang PS Brodjonegoro
87.	CIMB Wealth Expo Solo	CIMB	November 16, 2023	Bambang PS Brodjonegoro

No.	Program	Organizer	Date	Commissioners
88.	Workshop on Market Expectations and Telkom Expectations	Telkom - UBS	November 17, 2023	1. Bambang PS Brodjonegoro 2. Abdi N Nurdin 3. Arya M Sinulingga 4. Bono Daru Adji 5. Isa Rachmatarwata 6. Ismail 7. Marcelino R. Pandin 8. Rizal Mallarangeng 9. Silmy Karim 10. Wawan Iriawan
89.	Launching of Comprehensive Wealth Report in Indonesia	LPEM FEB UI	November 20, 2023	Bambang PS Brodjonegoro
90.	Capital Market Outlook 2024: Assessing Prospect and Challenges in the Indonesian Capital Market	OJK	November 21, 2023	Bambang PS Brodjonegoro
91.	Workshop ICSA	ICSA (Indonesia Corporate Secretary Association)	November 28, 2023	Bono Daru Adji
92.	Slush Event 2023	Slush Finland	November 28-29, 2023	Marcelino R. Pandin
93.	Strategic Leadership Program	Cambridge	November 28-30, 2023	Silmy Karim
94.	IoT Expo 2023	TechEx Media Ltd	November 29-30, 2023	1. Abdi N Nurdin 2. Wawan Iriawan
95.	Launch of Muslims for Shared Action on Climate Impact (MOSAIC)	Republika	November 30, 2023	Bambang PS Brodjonegoro
96.	Tsinghua University Alumni Gathering 2023	Tanoto Foundation	December 03, 2023	Bambang PS Brodjonegoro
97.	Indonesia Digital Nations Summit	GSMA	December 06, 2023	Ismail
98.	Bank Sinarmas Customer Appreciation Night 2023	Bank Sinarmas	December 12, 2023	Bambang PS Brodjonegoro
99.	The Indonesian Science Technology Innovation (STI) Policy Lecture Series III - 2023	BRIN	December 12, 2023	Bambang PS Brodjonegoro
100.	World Radiocommunication Conferences (WRC)	International Telecommunication Union (ITU)	December 12 - 15, 2023	Ismail
101.	Indonesia Development Forum 2023	BAPPENAS	December 19, 2023	Bambang PS Brodjonegoro

BOARD OF COMMISSIONERS' DIVERSITY

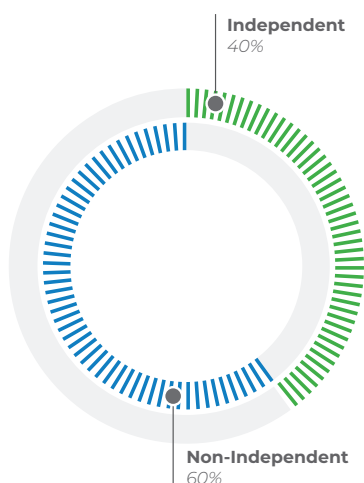
The diversity policy for members of the Board of Commissioners takes into account the implementation of GCG principles and Law no. 39 Year 1999 regarding Human Rights in the mechanism. Candidates for members of the Board of Commissioners are determined by fulfilling the aspects of diversity, non-discrimination, human rights, and the principle of fairness. The appointment or election of the Board of Commissioners takes into account the competence and expertise, integrity, and background required by the Company.

Board of Commissioners' Diversity as of December 31, 2023

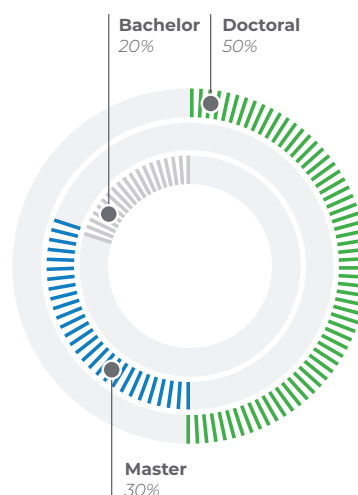
No.	Name	Position	Gender	Background of Expertise and Skill	Level of Education
1.	Bambang Permadi Soemantri Brodjonegoro	President Commissioner/ Independent Commissioner	Male	Economics and Planology	Doctoral
2.	Wawan Iriawan	Independent Commissioner	Male	Law	Doctoral
3.	Bono Daru Adji	Independent Commissioner	Male	Law	Master
4.	Abdi Negara Nurdin	Independent Commissioner	Male	Economics, Content and Digital	Bachelor
5.	Marcelino Rumambo Pandin	Commissioner	Male	Architect, Business Management and Technology	Doctoral
6.	Ismail	Commissioner	Male	Electrical Engineering and Telecommunication Engineering	Doctoral
7.	Rizal Mallarangeng	Commissioner	Male	Public Communication and Political	Doctoral
8.	Isa Rachmatarwata	Commissioner	Male	Mathematics	Master
9.	Arya Mahendra Sinulingga	Commissioner	Male	Civil Engineering	Bachelor
10.	Silmy Karim	Commissioner	Male	Economics and Defense Management	Master

Throughout its journey, Telkom has had female members of the Board of Commissioners appointed at the 2014 EGMS, 2015 RUPS, and 2017 RUPS. Even though Telkom currently does not have female Commissioners, Telkom consistently applies the principle of gender equality within the Company. So that women hold more and more senior leadership positions.

Composition Diversity of Board of Commissioners



Composition Diversity of Board of Commissioners Education Level



BOARD OF COMMISSIONERS' DOUBLE POSITION

In order to apply the principle of transparency, Telkom discloses information on the concurrent positions of the Board of Commissioners as of December 31, 2023 in the table below:

Board of Commissioners' Double Position as of December 31, 2023

No.	Nama	Telkom		Subsidiary	Other Entities
		Position	Other Position		
1.	Bambang Permadi Soematri Brodjonegoro	President Commissioner/ Independent Commissioner	Audit Committee, KEMPR	None	<ol style="list-style-type: none"> 1. President Commissioner of PT Bukalapak Tbk 2. Independent Commissioner of PT Astra International Tbk 3. Independent Commissioner of PT TBS Energi Utama Tbk 4. Commissioner of PT Combiphar 5. President Commissioner of PT Oligo Infrastruktur 6. Independent Commissioner of PT Indofood Tbk 7. President Commissioner of PT Nusantara Green Energy
2.	Wawan Iriawan	Independent Commissioner	Audit Committee, KNR	None	None
3.	Bono Daru Adji	Independent Commissioner	Audit Committee, KEMPR	None	<ol style="list-style-type: none"> 1. Managing Partner, Assegaf Hamzah & Partners 2. Member of the Management Board of the Indonesian Audit Committee Association (enter) 3. Member of the PSSI code of Ethics
4.	Abdi Negara Nurdin	Independent Commissioner	KNR	None	<ol style="list-style-type: none"> 1. Commissioner of PT Nagara Sains Ekosistem 2. Commissioner of PT Sugih Reksa Indotama 3. Co-Founder Producer of Give.ID 4. Commissioner of PT NSA 5. Founder of Maleo Music 6. Co-Founder dan Commissioner of PT Hijau Multi Kreatif
5.	Marcelino Rumambo Pandin	Commissioner	KNR	None	None
6.	Ismail	Commissioner	KNR, KEMPR	None	<ol style="list-style-type: none"> 1. General Director of Resources and Equipment of Post and Information Technology, Ministry of Communication and Information 2. Chairman of the Board of Supervisor MASTEL
7.	Rizal Mallarangeng	Commissioner	KNR, KEMPR	None	Commissioner of PT Energi Mega Persada
8.	Isa Rachmatarwata	Commissioner	KEMPR	None	General Director of Budget, Ministry of Finance
9.	Arya Mahendra Sinulingga	Commissioner	KNR, KEMPR	None	<ol style="list-style-type: none"> 1. Head Division of Public Communications PMO KPCPEN Implementation 2. Member of the Board of Trustees of Universitas Sumatera Utara 3. Special Staff III to the Minister of State-Owned Enterprises (SOE) 4. General Secretary of Institut Teknologi Bandung Alumni Association
10.	Silmy Karim	Commissioner	KEMPR, KNR	None	General Director of Immigration, Ministry of Law and Human Rights

BOARD OF COMMISSIONERS' SELF ASSESSMENT POLICY

Based on Joint Regulation of the Board of Commissioners and Directors No. 05/KEP/DK/2022 and PD.620.00/r.01/HK200/COP-M4000000/2022 regarding Guidelines for the Work Procedures of the Board of Commissioners and Directors (Board Manual) of the Company (Persero) PT Telekomunikasi Indonesia Tbk, Telkom has a self-policing policy—assessment to assess the performance of the Board of Commissioners. Self-assessment is carried out by each member of the Board of Commissioners by evaluating the performance of the Board of Commissioners collegially, not by assessing individual performance. This policy is a guideline used as a form of accountability performance appraisal of the performance of the Board of Commissioners so that each member of the Board of Commissioners is expected to contribute to improving their performance on an ongoing basis.

INDEPENDENT COMMISSIONER

As of December 31, 2023, Telkom has a total of 10 Commissioners and 4 of them are Independent Commissioners. This amount exceeds the provisions of the Financial Services Authority's Regulation No. 33/POJK.04/2014 by 30%. Criteria for determining Independent Commissioners and appointment at the GMS refers to:

1. Telkom's Articles of Association; and
2. Financial Services Authority Regulation No. 33/POJK.04/2014 regarding Directors and Board of Commissioners of Issuers or Public Companies, as follows:

- a. Not a person who works or has the authority and responsibility to plan, lead, control, or supervise the activities of the Company in the past 6 (six) months, except for the reappointment as an Independent Commissioner in the following period.
- b. Do not have Telkom shares either directly or indirectly.
- c. Has no affiliation with Telkom, members of the Board of Commissioners, members of the Board of Directors, or main Shareholders of Telkom.
- d. Has no direct or indirect business relationship related to Telkom's business activities.

In addition to the Articles of Association and Financial Service Authority Regulation No. 33/POJK.04/2014, Telkom also pays attention to the regulations of Independent Commissioners, which are regulated in the Minister of SOE Regulation No: PER-3/MBU/03/2023 regarding Organs and Human Resources of State-Owned Enterprises.

INDEPENDENCE STATEMENT

In accordance with Article 25 of the Financial Services Authority's Regulation No. 33/POJK.04/2014, Independent Commissioners who have served for 2 terms of office (2 times for 5 years) may be reappointed by declaring their independence to the GMS and publicly disclosed in the Annual Report.

Until the financial year 2023, there were no Independent Commissioners of Telkom who served for 2 terms. However, Telkom still requires every Independent Commissioner to sign an Independence Statement annually as one of the efforts to implement Good Corporate Governance (GCG), which ensures that every member of the Board of Commissioners carries out their duties independently without interference from other parties.

BOARD OF COMMISSIONERS' MEETING

Based on the Telkom's Board Manual and in line with Financial Service Authority's Regulation No. 33/POJK.04/2014, the Board of Commissioners is required to hold meetings at least once a month or at any time deemed necessary, and holding joint meetings with the Board of Directors at least once every three months or at any time needed. If more than half of the members of the Board of Commissioners are present at a meeting being held, the meeting is considered a quorum. Decision-making in Board of Commissioners meetings is done by prioritizing deliberation to reach consensus. If consensus cannot be reached, decisions are made based on the majority vote of the members of the Board of Commissioners present or represented at the meeting. If the number of votes is balanced, then the decision is following the opinion of the Chair of the Meeting.

Throughout 2023, the Board of Commissioners has held internal meetings 27 times and joint meetings with the Board of Directors 13 times. The following tables show the frequency of attendance of members of the Board of Commissioners at internal meetings and the frequency of attendance of members of the Board of Commissioners and Directors at joint meetings during 2023.

Board of Commissioners' Attendance and Agenda at Internal Meetings

No.	Date	Meetings Agenda/Discussion
1.	Wednesday, January 4, 2023	Discussion of Strategic Fit Grand Project
	Attendance List	BPSB ANN BDA WI AMS IR IS MRP RM SK √ √ √ √ √ √ √ √ √ N/A
2.	Tuesday, January 10, 2023	Discussion of Fixed Mobile Convergence (FMC) and Infracore Development Update
	Attendance List	BPSB ANN BDA WI AMS IR IS MRP RM SK √ √ √ √ √ √ √ √ √ N/A
3.	Friday, January 20, 2023	1. Discussion of Batam Data Center Initiative Approval 2. Others: Strategic Fit Project Sirius Decision
	Attendance List	BPSB ANN BDA WI AMS IR IS MRP RM SK √ √ √ √ √ √ √ √ √ N/A
4.	Friday, January 20, 2023	Strategic Fit Project Sirius
	Attendance List	BPSB ANN BDA WI AMS IR IS MRP RM SK √ √ √ √ √ √ - √ √ N/A
5.	Tuesday, January 24, 2023	Update Market
	Attendance List	BPSB ANN BDA WI AMS IR IS MRP RM SK √ - - √ √ √ √ √ - N/A
6.	Wednesday, February 8, 2023	FMC Preparation Update
	Attendance List	BPSB ANN BDA WI AMS IR IS MRP RM SK √ √ √ √ √ √ √ √ √ N/A
7.	Wednesday, February 22, 2023	Discussion of PDLN and Service Fastel Allowance Provisions for the Telkom's Management
	Attendance List	BPSB ANN BDA WI AMS IR IS MRP RM SK √ √ √ √ √ √ √ √ √ N/A
8.	Friday, March 10, 2023	1. Discussion of KPI of the Board of Directors in 2023 2. Others: Submission of Business Process Capex Assessment/Review Plan by Audit Committee
	Attendance List	BPSB ANN BDA WI AMS IR IS MRP RM SK √ √ √ √ √ √ - √ √ N/A
9.	Friday, March 31, 2023	Fixed Mobile Convergence (FMC) Project Discussion
	Attendance List	BPSB ANN BDA WI AMS IR IS MRP RM SK √ √ √ √ √ √ √ √ √ N/A
10.	Wednesday, April 5, 2023	Final Approval Fixed Mobile Convergence (FMC) Decision Making
	Attendance List	BPSB ANN BDA WI AMS IR IS MRP RM SK √ √ √ √ √ √ √ √ √ N/A
11.	Friday, April 14, 2023	1. Socialization & Follow-up of SOE Regulation No. PER-1/MBU/03/2023; No.PER-2/MBU/03/2023; No PER-3/MBU/03/2023: ("3 SOE Ministerial Regulations") Perspective on the Main Duties and Functions of the Board of Commissioners Organs. 2. Audit Report for Financial Year 2022.
	Attendance List	BPSB ANN BDA WI AMS IR IS MRP RM SK √ √ √ √ - √ √ √ √ N/A

CORPORATE GOVERNANCE

No.	Date	Meetings Agenda/Discussion																			
12.	Monday, May 29, 2023	1. Board of Directors Update on changes to RJPP and CSS-Change plan (CSS-P) 2023-2025 2. Others: Alternative Appointment of AGMS Chairmen																			
	Attendance List	<table border="1"> <thead> <tr> <th>BPSB</th> <th>ANN</th> <th>BDA</th> <th>WI</th> <th>AMS</th> <th>IR</th> <th>IS</th> <th>MRP</th> <th>RM</th> <th>SK</th> </tr> </thead> <tbody> <tr> <td>√</td> <td>√</td> <td>√</td> <td>√</td> <td>√</td> <td>-</td> <td>√</td> <td>-</td> <td>√</td> <td>N/A</td> </tr> </tbody> </table>	BPSB	ANN	BDA	WI	AMS	IR	IS	MRP	RM	SK	√	√	√	√	√	-	√	-	√
BPSB	ANN	BDA	WI	AMS	IR	IS	MRP	RM	SK												
√	√	√	√	√	-	√	-	√	N/A												
13.	Monday, June 12, 2023	Explanation of Telkom Organization Adjustment																			
	Attendance List	<table border="1"> <thead> <tr> <th>BPSB</th> <th>ANN</th> <th>BDA</th> <th>WI</th> <th>AMS</th> <th>IR</th> <th>IS</th> <th>MRP</th> <th>RM</th> <th>SK</th> </tr> </thead> <tbody> <tr> <td>√</td> <td>-</td> <td>√</td> <td>√</td> <td>√</td> <td>√</td> <td>√</td> <td>√</td> <td>√</td> <td>-</td> </tr> </tbody> </table>	BPSB	ANN	BDA	WI	AMS	IR	IS	MRP	RM	SK	√	-	√	√	√	√	√	√	√
BPSB	ANN	BDA	WI	AMS	IR	IS	MRP	RM	SK												
√	-	√	√	√	√	√	√	√	-												
14.	Friday, June 23, 2023	1. Distribution of duties of the Board of Commissioners. 2. Discussion of the Board of Commissioners' Decision on: a. Corporate Strategic Scenario – Changes (CSS-P 2023) b. RKAP – Changes (RKAP-P 2023) c. Grand Project 3. Others: Committee Member Contract Extension																			
	Attendance List	<table border="1"> <thead> <tr> <th>BPSB</th> <th>ANN</th> <th>BDA</th> <th>WI</th> <th>AMS</th> <th>IR</th> <th>IS</th> <th>MRP</th> <th>RM</th> <th>SK</th> </tr> </thead> <tbody> <tr> <td>√</td> <td>√</td> <td>√</td> <td>√</td> <td>√</td> <td>√</td> <td>√</td> <td>√</td> <td>√</td> <td>√</td> </tr> </tbody> </table>	BPSB	ANN	BDA	WI	AMS	IR	IS	MRP	RM	SK	√	√	√	√	√	√	√	√	√
BPSB	ANN	BDA	WI	AMS	IR	IS	MRP	RM	SK												
√	√	√	√	√	√	√	√	√	√												
15.	Tuesday, July 11, 2023	1. Updating the Nomination and Remuneration Committee Charter and Guidelines for Procedures for Filling Subsidiary Positions 2. Others: LTI governance and tantiem																			
	Attendance List	<table border="1"> <thead> <tr> <th>BPSB</th> <th>ANN</th> <th>BDA</th> <th>WI</th> <th>AMS</th> <th>IR</th> <th>IS</th> <th>MRP</th> <th>RM</th> <th>SK</th> </tr> </thead> <tbody> <tr> <td>√</td> <td>√</td> <td>√</td> <td>√</td> <td>√</td> <td>√</td> <td>√</td> <td>√</td> <td>√</td> <td>√</td> </tr> </tbody> </table>	BPSB	ANN	BDA	WI	AMS	IR	IS	MRP	RM	SK	√	√	√	√	√	√	√	√	√
BPSB	ANN	BDA	WI	AMS	IR	IS	MRP	RM	SK												
√	√	√	√	√	√	√	√	√	√												
16.	Monday, July 24, 2023	Board of Directors Update to Board of Commissioners regarding FMC																			
	Attendance List	<table border="1"> <thead> <tr> <th>BPSB</th> <th>ANN</th> <th>BDA</th> <th>WI</th> <th>AMS</th> <th>IR</th> <th>IS</th> <th>MRP</th> <th>RM</th> <th>SK</th> </tr> </thead> <tbody> <tr> <td>√</td> <td>√</td> <td>√</td> <td>√</td> <td>√</td> <td>√</td> <td>√</td> <td>√</td> <td>√</td> <td>√</td> </tr> </tbody> </table>	BPSB	ANN	BDA	WI	AMS	IR	IS	MRP	RM	SK	√	√	√	√	√	√	√	√	√
BPSB	ANN	BDA	WI	AMS	IR	IS	MRP	RM	SK												
√	√	√	√	√	√	√	√	√	√												
17.	Friday, August 25, 2023	Discussion and Decision Making of Consent Strategic Fit for Project Conversion																			
	Attendance List	<table border="1"> <thead> <tr> <th>BPSB</th> <th>ANN</th> <th>BDA</th> <th>WI</th> <th>AMS</th> <th>IR</th> <th>IS</th> <th>MRP</th> <th>RM</th> <th>SK</th> </tr> </thead> <tbody> <tr> <td>√</td> <td>√</td> <td>√</td> <td>√</td> <td>√</td> <td>√</td> <td>√</td> <td>-</td> <td>√</td> <td>√</td> </tr> </tbody> </table>	BPSB	ANN	BDA	WI	AMS	IR	IS	MRP	RM	SK	√	√	√	√	√	√	√	-	√
BPSB	ANN	BDA	WI	AMS	IR	IS	MRP	RM	SK												
√	√	√	√	√	√	√	-	√	√												
18.	Monday, 11 September 2023	Consolidation of Programs and Activities of the Board of Commissioners																			
	Attendance List	<table border="1"> <thead> <tr> <th>BPSB</th> <th>ANN</th> <th>BDA</th> <th>WI</th> <th>AMS</th> <th>IR</th> <th>IS</th> <th>MRP</th> <th>RM</th> <th>SK</th> </tr> </thead> <tbody> <tr> <td>√</td> <td>√</td> <td>√</td> <td>√</td> <td>√</td> <td>√</td> <td>√</td> <td>√</td> <td>√</td> <td>√</td> </tr> </tbody> </table>	BPSB	ANN	BDA	WI	AMS	IR	IS	MRP	RM	SK	√	√	√	√	√	√	√	√	√
BPSB	ANN	BDA	WI	AMS	IR	IS	MRP	RM	SK												
√	√	√	√	√	√	√	√	√	√												
19.	Monday, September 18, 2023	1. Support for the establishment of Project Infracore Subsidiary 2. Telin Singapore Data Center Consolidation Grand Phase Project																			
	Attendance List	<table border="1"> <thead> <tr> <th>BPSB</th> <th>ANN</th> <th>BDA</th> <th>WI</th> <th>AMS</th> <th>IR</th> <th>IS</th> <th>MRP</th> <th>RM</th> <th>SK</th> </tr> </thead> <tbody> <tr> <td>√</td> <td>√</td> <td>√</td> <td>√</td> <td>√</td> <td>√</td> <td>√</td> <td>√</td> <td>-</td> <td>√</td> </tr> </tbody> </table>	BPSB	ANN	BDA	WI	AMS	IR	IS	MRP	RM	SK	√	√	√	√	√	√	√	√	-
BPSB	ANN	BDA	WI	AMS	IR	IS	MRP	RM	SK												
√	√	√	√	√	√	√	√	-	√												
20.	Monday, September 25, 2023	CSS Discussion 2024-2026																			
	Attendance List	<table border="1"> <thead> <tr> <th>BPSB</th> <th>ANN</th> <th>BDA</th> <th>WI</th> <th>AMS</th> <th>IR</th> <th>IS</th> <th>MRP</th> <th>RM</th> <th>SK</th> </tr> </thead> <tbody> <tr> <td>√</td> <td>√</td> <td>√</td> <td>√</td> <td>√</td> <td>√</td> <td>√</td> <td>√</td> <td>√</td> <td>√</td> </tr> </tbody> </table>	BPSB	ANN	BDA	WI	AMS	IR	IS	MRP	RM	SK	√	√	√	√	√	√	√	√	√
BPSB	ANN	BDA	WI	AMS	IR	IS	MRP	RM	SK												
√	√	√	√	√	√	√	√	√	√												
21.	Wednesday, October 4, 2023	Discussion of Telkom Capex Procurement Process Review Results by PwC																			
	Attendance List	<table border="1"> <thead> <tr> <th>BPSB</th> <th>ANN</th> <th>BDA</th> <th>WI</th> <th>AMS</th> <th>IR</th> <th>IS</th> <th>MRP</th> <th>RM</th> <th>SK</th> </tr> </thead> <tbody> <tr> <td>√</td> <td>√</td> <td>√</td> <td>√</td> <td>√</td> <td>-</td> <td>√</td> <td>√</td> <td>-</td> <td>√</td> </tr> </tbody> </table>	BPSB	ANN	BDA	WI	AMS	IR	IS	MRP	RM	SK	√	√	√	√	√	-	√	√	-
BPSB	ANN	BDA	WI	AMS	IR	IS	MRP	RM	SK												
√	√	√	√	√	-	√	√	-	√												
22.	Friday, November 10, 2023	Discussion of RKAP 2024 Proposal																			
	Attendance List	<table border="1"> <thead> <tr> <th>BPSB</th> <th>ANN</th> <th>BDA</th> <th>WI</th> <th>AMS</th> <th>IR</th> <th>IS</th> <th>MRP</th> <th>RM</th> <th>SK</th> </tr> </thead> <tbody> <tr> <td>√</td> <td>√</td> <td>√</td> <td>√</td> <td>√</td> <td>√</td> <td>√</td> <td>√</td> <td>-</td> <td>√</td> </tr> </tbody> </table>	BPSB	ANN	BDA	WI	AMS	IR	IS	MRP	RM	SK	√	√	√	√	√	√	√	√	-
BPSB	ANN	BDA	WI	AMS	IR	IS	MRP	RM	SK												
√	√	√	√	√	√	√	√	-	√												
23.	Monday, November 20, 2023	Further Discussion of Project Infracore																			
	Attendance List	<table border="1"> <thead> <tr> <th>BPSB</th> <th>ANN</th> <th>BDA</th> <th>WI</th> <th>AMS</th> <th>IR</th> <th>IS</th> <th>MRP</th> <th>RM</th> <th>SK</th> </tr> </thead> <tbody> <tr> <td>√</td> <td>√</td> <td>√</td> <td>√</td> <td>√</td> <td>√</td> <td>√</td> <td>√</td> <td>√</td> <td>√</td> </tr> </tbody> </table>	BPSB	ANN	BDA	WI	AMS	IR	IS	MRP	RM	SK	√	√	√	√	√	√	√	√	√
BPSB	ANN	BDA	WI	AMS	IR	IS	MRP	RM	SK												
√	√	√	√	√	√	√	√	√	√												

No.	Date	Meetings Agenda/Discussion																				
24.	Thursday, December 14, 2023	Write-off of Uncollectible Receivables for Fiscal Year 2023																				
	Attendance List	<table border="1"> <thead> <tr> <th>BPSB</th> <th>ANN</th> <th>BDA</th> <th>WI</th> <th>AMS</th> <th>IR</th> <th>IS</th> <th>MRP</th> <th>RM</th> <th>SK</th> </tr> </thead> <tbody> <tr> <td>√</td> <td>-</td> <td>√</td> <td>√</td> <td>-</td> <td>√</td> <td>√</td> <td>-</td> <td>√</td> <td>√</td> </tr> </tbody> </table>	BPSB	ANN	BDA	WI	AMS	IR	IS	MRP	RM	SK	√	-	√	√	-	√	√	-	√	√
BPSB	ANN	BDA	WI	AMS	IR	IS	MRP	RM	SK													
√	-	√	√	-	√	√	-	√	√													
25.	Friday, December 15, 2023	Proposed Release of Capex Commitment Budget Phase I RKAP 2024																				
	Attendance List	<table border="1"> <thead> <tr> <th>BPSB</th> <th>ANN</th> <th>BDA</th> <th>WI</th> <th>AMS</th> <th>IR</th> <th>IS</th> <th>MRP</th> <th>RM</th> <th>SK</th> </tr> </thead> <tbody> <tr> <td>√</td> <td>√</td> <td>√</td> <td>√</td> <td>√</td> <td>√</td> <td>√</td> <td>√</td> <td>√</td> <td>√</td> </tr> </tbody> </table>	BPSB	ANN	BDA	WI	AMS	IR	IS	MRP	RM	SK	√	√	√	√	√	√	√	√	√	√
BPSB	ANN	BDA	WI	AMS	IR	IS	MRP	RM	SK													
√	√	√	√	√	√	√	√	√	√													
26.	Friday, December 21, 2023	<p>1. Discussion of the Agenda of the Board of Commissioners of PT Telkom Indonesia (Persero) Tbk in 2024</p> <p>2. Others:</p> <p>a. Proposal of the Nomination and Remuneration Committee regarding the Proposed Amendment of the Board of Commissioners' Decision regarding Procedures for Filling the Management Position of Subsidiaries</p> <p>b. Proposal of the Nomination and Remuneration Committee regarding the Achievement of the Delegation of the Appointment of Corporate Health Rating Companies</p> <p>c. Submission of Total Shareholder Return Achievement in 2022</p> <p>d. Personnel Organ of the Board of Commissioners</p> <p>e. Implementation of Deferred LTI and Tantiem Reporting</p>																				
	Attendance List	<table border="1"> <thead> <tr> <th>BPSB</th> <th>ANN</th> <th>BDA</th> <th>WI</th> <th>AMS</th> <th>IR</th> <th>IS</th> <th>MRP</th> <th>RM</th> <th>SK</th> </tr> </thead> <tbody> <tr> <td>√</td> <td>√</td> <td>√</td> <td>√</td> <td>-</td> <td>√</td> <td>√</td> <td>√</td> <td>√</td> <td>√</td> </tr> </tbody> </table>	BPSB	ANN	BDA	WI	AMS	IR	IS	MRP	RM	SK	√	√	√	√	-	√	√	√	√	√
BPSB	ANN	BDA	WI	AMS	IR	IS	MRP	RM	SK													
√	√	√	√	-	√	√	√	√	√													
27.	Friday, December 22, 2023	Continuation of Discussion on Proposed Release Capex Commitment Budget Phase I RKAP 2024																				
	Attendance List	<table border="1"> <thead> <tr> <th>BPSB</th> <th>ANN</th> <th>BDA</th> <th>WI</th> <th>AMS</th> <th>IR</th> <th>IS</th> <th>MRP</th> <th>RM</th> <th>SK</th> </tr> </thead> <tbody> <tr> <td>√</td> <td>√</td> <td>√</td> <td>√</td> <td>√</td> <td>√</td> <td>√</td> <td>√</td> <td>√</td> <td>√</td> </tr> </tbody> </table>	BPSB	ANN	BDA	WI	AMS	IR	IS	MRP	RM	SK	√	√	√	√	√	√	√	√	√	√
BPSB	ANN	BDA	WI	AMS	IR	IS	MRP	RM	SK													
√	√	√	√	√	√	√	√	√	√													

Remarks:

BPSB	Bambang Permadi Soemantri Brodjonegoro	MRP	Marcelino Rumambo Pandin	IR	Isa Rachmatarwata
WI	Wawan Iriawan	IS	Ismail	AMS	Arya Mahendra Sinulingga
BDA	Bono Daru Adji	RM	Rizal Mallarangeng	SK	Silmy Karim
ANN	Abdi Negara Nurdin				

Board of Commissioners' Attendance at Internal Meetings

No.	Name	Position	Total Meetings	Total Attendance	Percentage of Attendance(%)
1.	Bambang Permadi Soemantri Brodjonegoro	President Commissioner/ Independent Commissioner	27	27	100
2.	Wawan Iriawan	Independent Commissioner	27	27	100
3.	Bono Daru Adji	Independent Commissioner	27	26	96
4.	Abdi Negara Nurdin	Independent Commissioner	27	24	89
5.	Marcelino Rumambo Pandin	Commissioner	27	24	89
6.	Ismail	Commissioner	27	25	93
7.	Rizal Mallarangeng	Commissioner	27	23	85
8.	Isa Rachmatarwata	Commissioner	27	25	93
9.	Arya Mahendra Sinulingga	Commissioner	27	24	89
10.	Silmy Karim	Commissioner	12	11	92

Board of Commissioners' and Board of Directors' Attendance and Agenda at Joint Meetings

No.	Date	Meetings Agenda/Discussion
1.	Monday, January 30, 2023	1. December 2022 Ytd Performance 2. BoC Concern Thematics. a. EoY Litigation Case Update 2022 b. Handling/Negotiating with Sekar for the Implementation of Five BM: PKB IX and Employee Transfer Policy. c. FMC Communication 3. Others: FMC, Infracore & Joint Operation Telkom Progress - Telkomsel
		Attendance List of BoC BPSB ANN BDA WI AMS IR IS MRP RM SK ✓ ✓ ✓ ✓ ✓ ✓ ✓ ✓ ✓ N/a
		Attendance List of BoD RA AF BSW BW FMVR HB HS HW MFR ✓ ✓ ✓ ✓ ✓ N/a ✓ ✓ ✓
2.	Friday, February 24, 2023	1. January 2023 Ytd Performance 2. BoC Concern Thematic. a. Progress of Integrated Audit for Financial Year 2022 b. Progress 3 Musketeers: FMC
		Attendance List of BoC BPSB ANN BDA WI AMS IR IS MRP RM SK ✓ ✓ ✓ ✓ ✓ ✓ ✓ ✓ ✓ N/a
		Attendance List of BoD RA AF BSW BW FMVR HB HS HW MFR ✓ ✓ ✓ ✓ ✓ N/a ✓ ✓ ✓
3.	Friday, March 31 2023	1. February 2023 Ytd Performance February 2023 2. BoC Thematic Concern: ESG Implementation Policy and Roadmap at Telkom Group 3. Others: FMC Progress
		Attendance List of BoC BPSB ANN BDA WI AMS IR IS MRP RM SK ✓ ✓ ✓ ✓ ✓ ✓ ✓ ✓ ✓ N/a
		Attendance List of BoD RA AF BSW BW FMVR HB HS HW MFR ✓ ✓ ✓ ✓ ✓ N/a ✓ ✓ ✓
4.	Friday, April 28, 2023	1. March 2023 Ytd Performance 2. BoC Concern a. Update on PDP and Cyber Security Management in Telkom Group related to Strengthening Governance and Tools b. Update Progress FMC
		Attendance List of BoC BPSB ANN BDA WI AMS IR IS MRP RM SK ✓ ✓ ✓ ✓ ✓ ✓ ✓ ✓ ✓ N/a
		Attendance List of BoD RA AF BSW BW FMVR HB HS HW MFR ✓ ✓ ✓ ✓ ✓ N/a ✓ ✓ ✓
5.	Wednesday, May 24, 2023	1. April 2023 Ytd Performance 2. Discussion on the preparation of the 2023 GMS; 3. Update Progress FMC
		Attendance List of BoC BPSB ANN BDA WI AMS IR IS MRP RM SK ✓ ✓ ✓ ✓ ✓ ✓ ✓ ✓ ✓ N/a
		Attendance List of BoD RA AF BSW BW FMVR HB HS HW MFR ✓ ✓ ✓ ✓ ✓ N/a ✓ ✓ ✓

No.	Date	Meetings Agenda/Discussion																					
6.	Tuesday, June 27, 2023	1. May 2023 Ytd Performance; 2. Discussion of High Priority Issues Ahead of FMC Day-One; 3. Strategy for Fulfilling Certification Obligations and Continuous Learning in the context of Implementing Risk Management for the Telkom's Risk Management Organs.																					
		<table border="1"> <thead> <tr> <th>Attendance List of BoC</th> <th>BPSB</th> <th>ANN</th> <th>BDA</th> <th>WI</th> <th>AMS</th> <th>IR</th> <th>IS</th> <th>MRP</th> <th>RM</th> <th>SK</th> </tr> </thead> <tbody> <tr> <td></td> <td>√</td> <td>√</td> <td>√</td> <td>√</td> <td>√</td> <td>√</td> <td>√</td> <td>√</td> <td>√</td> <td>√</td> </tr> </tbody> </table>	Attendance List of BoC	BPSB	ANN	BDA	WI	AMS	IR	IS	MRP	RM	SK		√	√	√	√	√	√	√	√	√
	Attendance List of BoC	BPSB	ANN	BDA	WI	AMS	IR	IS	MRP	RM	SK												
		√	√	√	√	√	√	√	√	√	√												
Attendance List of BoD	<table border="1"> <thead> <tr> <th>RA</th> <th>AF</th> <th>BSW</th> <th>BW</th> <th>FMVR</th> <th>HB</th> <th>HS</th> <th>HW</th> <th>MFR</th> </tr> </thead> <tbody> <tr> <td>√</td> <td>√</td> <td>-</td> <td>√</td> <td>√</td> <td>√</td> <td>√</td> <td>√</td> <td>√</td> </tr> </tbody> </table>	RA	AF	BSW	BW	FMVR	HB	HS	HW	MFR	√	√	-	√	√	√	√	√	√				
	RA	AF	BSW	BW	FMVR	HB	HS	HW	MFR														
√	√	-	√	√	√	√	√	√															
7.	Friday, July 28, 2023	1. June 2023 Ytd Performance. 2. TW II/2022 Litigation Case Update. 3. Explanation of Telkomsel-GoTo synergy 2020-2023. 4. Telkom's Corporate Communication Strategy (Corcom): Semester 1 2023 Evaluation & Corcomm's focus point in Semester 2 2023																					
		<table border="1"> <thead> <tr> <th>Attendance List of BoC</th> <th>BPSB</th> <th>ANN</th> <th>BDA</th> <th>WI</th> <th>AMS</th> <th>IR</th> <th>IS</th> <th>MRP</th> <th>RM</th> <th>SK</th> </tr> </thead> <tbody> <tr> <td></td> <td>√</td> <td>√</td> <td>√</td> <td>√</td> <td>√</td> <td>√</td> <td>√</td> <td>√</td> <td>√</td> <td>√</td> </tr> </tbody> </table>	Attendance List of BoC	BPSB	ANN	BDA	WI	AMS	IR	IS	MRP	RM	SK		√	√	√	√	√	√	√	√	√
	Attendance List of BoC	BPSB	ANN	BDA	WI	AMS	IR	IS	MRP	RM	SK												
		√	√	√	√	√	√	√	√	√	√												
Attendance List of BoD	<table border="1"> <thead> <tr> <th>RA</th> <th>AF</th> <th>BSW</th> <th>BW</th> <th>FMVR</th> <th>HB</th> <th>HS</th> <th>HW</th> <th>MFR</th> </tr> </thead> <tbody> <tr> <td>√</td> <td>√</td> <td>√</td> <td>√</td> <td>√</td> <td>√</td> <td>√</td> <td>√</td> <td>√</td> </tr> </tbody> </table>	RA	AF	BSW	BW	FMVR	HB	HS	HW	MFR	√	√	√	√	√	√	√	√	√				
	RA	AF	BSW	BW	FMVR	HB	HS	HW	MFR														
√	√	√	√	√	√	√	√	√															
8.	Monday, August 28, 2023	1. July 2023 Ytd Performance; 2. Evaluation of FMC and Infracore Progress; 3. Progress of KDK Handling for Investigative Audit (Outstanding > 1 year)																					
		<table border="1"> <thead> <tr> <th>Attendance List of BoC</th> <th>BPSB</th> <th>ANN</th> <th>BDA</th> <th>WI</th> <th>AMS</th> <th>IR</th> <th>IS</th> <th>MRP</th> <th>RM</th> <th>SK</th> </tr> </thead> <tbody> <tr> <td></td> <td>√</td> <td>√</td> <td>√</td> <td>√</td> <td>√</td> <td>√</td> <td>√</td> <td>-</td> <td>-</td> <td>√</td> </tr> </tbody> </table>	Attendance List of BoC	BPSB	ANN	BDA	WI	AMS	IR	IS	MRP	RM	SK		√	√	√	√	√	√	√	-	-
	Attendance List of BoC	BPSB	ANN	BDA	WI	AMS	IR	IS	MRP	RM	SK												
		√	√	√	√	√	√	√	-	-	√												
Attendance List of BoD	<table border="1"> <thead> <tr> <th>RA</th> <th>AF</th> <th>BSW</th> <th>BW</th> <th>FMVR</th> <th>HB</th> <th>HS</th> <th>HW</th> <th>MFR</th> </tr> </thead> <tbody> <tr> <td>√</td> <td>√</td> <td>√</td> <td>√</td> <td>√</td> <td>√</td> <td>√</td> <td>√</td> <td>-</td> </tr> </tbody> </table>	RA	AF	BSW	BW	FMVR	HB	HS	HW	MFR	√	√	√	√	√	√	√	√	-				
	RA	AF	BSW	BW	FMVR	HB	HS	HW	MFR														
√	√	√	√	√	√	√	√	-															
9.	Friday, September 29, 2023	1. August 2023 Ytd Performance. 2. FMC Progress Update; 3. Submission of Proposals regarding the Telkom's Risk Categories in accordance with SOE Regulation No. 02/2023																					
		<table border="1"> <thead> <tr> <th>Attendance List of BoC</th> <th>BPSB</th> <th>ANN</th> <th>BDA</th> <th>WI</th> <th>AMS</th> <th>IR</th> <th>IS</th> <th>MRP</th> <th>RM</th> <th>SK</th> </tr> </thead> <tbody> <tr> <td></td> <td>√</td> <td>√</td> <td>√</td> <td>√</td> <td>√</td> <td>√</td> <td>√</td> <td>√</td> <td>√</td> <td>√</td> </tr> </tbody> </table>	Attendance List of BoC	BPSB	ANN	BDA	WI	AMS	IR	IS	MRP	RM	SK		√	√	√	√	√	√	√	√	√
	Attendance List of BoC	BPSB	ANN	BDA	WI	AMS	IR	IS	MRP	RM	SK												
		√	√	√	√	√	√	√	√	√	√												
Attendance List of BoD	<table border="1"> <thead> <tr> <th>RA</th> <th>AF</th> <th>BSW</th> <th>BW</th> <th>FMVR</th> <th>HB</th> <th>HS</th> <th>HW</th> <th>MFR</th> </tr> </thead> <tbody> <tr> <td>√</td> <td>√</td> <td>√</td> <td>√</td> <td>√</td> <td>√</td> <td>√</td> <td>√</td> <td>√</td> </tr> </tbody> </table>	RA	AF	BSW	BW	FMVR	HB	HS	HW	MFR	√	√	√	√	√	√	√	√	√				
	RA	AF	BSW	BW	FMVR	HB	HS	HW	MFR														
√	√	√	√	√	√	√	√	√															
10.	Friday, October 27, 2023	1. September 2023 Ytd Performance; 2. FMC Progress Update: Go To Market Aspect; 3. Telkom and Telkomsel Compliance Report in Fulfilling Obligations as Data Controllers and/or Processors in accordance with the Personal Data Protection Law.																					
		<table border="1"> <thead> <tr> <th>Attendance List of BoC</th> <th>BPSB</th> <th>ANN</th> <th>BDA</th> <th>WI</th> <th>AMS</th> <th>IR</th> <th>IS</th> <th>MRP</th> <th>RM</th> <th>SK</th> </tr> </thead> <tbody> <tr> <td></td> <td>√</td> <td>√</td> <td>√</td> <td>√</td> <td>-</td> <td>√</td> <td>√</td> <td>√</td> <td>√</td> <td>-</td> </tr> </tbody> </table>	Attendance List of BoC	BPSB	ANN	BDA	WI	AMS	IR	IS	MRP	RM	SK		√	√	√	√	-	√	√	√	√
	Attendance List of BoC	BPSB	ANN	BDA	WI	AMS	IR	IS	MRP	RM	SK												
		√	√	√	√	-	√	√	√	√	-												
Attendance List of BoD	<table border="1"> <thead> <tr> <th>RA</th> <th>AF</th> <th>BSW</th> <th>BW</th> <th>FMVR</th> <th>HB</th> <th>HS</th> <th>HW</th> <th>MFR</th> </tr> </thead> <tbody> <tr> <td>√</td> <td>√</td> <td>√</td> <td>√</td> <td>√</td> <td>√</td> <td>√</td> <td>√</td> <td>√</td> </tr> </tbody> </table>	RA	AF	BSW	BW	FMVR	HB	HS	HW	MFR	√	√	√	√	√	√	√	√	√				
	RA	AF	BSW	BW	FMVR	HB	HS	HW	MFR														
√	√	√	√	√	√	√	√	√															

CORPORATE GOVERNANCE

No.	Date	Meetings Agenda/Discussion									
11.	Friday, November 17, 2023	Discussion and Ratification of RKAP 2024 and sharing session									
	Attendance List of BoC	BPSB	ANN	BDA	WI	AMS	IR	IS	MRP	RM	SK
		√	√	√	√	√	√	√	√	√	√
	Attendance List of BoD	RA	AF	BSW	BW	FMVR	HB	HS	HW	MFR	
		√	√	√	√	√	√	√	√	√	
12.	Friday, November 24, 2023	1. October 2023 Ytd Performance 2. BoC Concern Routine: FMC Progress									
	Attendance List of BoC	BPSB	ANN	BDA	WI	AMS	IR	IS	MRP	RM	SK
		√	√	√	-	√	√	√	√	√	√
	Attendance List of BoD	RA	AF	BSW	BW	FMVR	HB	HS	HW	MFR	
		√	√	√	√	√	√	√	√	√	
13.	Friday, December 22, 2023	1. November 2023 Ytd Performance 2. Performance Evaluation of Telkom, Mitratel, and GoTo Stocks in 2023 and 2024 Outlook									
	Attendance List of BoC	BPSB	ANN	BDA	WI	AMS	IR	IS	MRP	RM	SK
		√	√	√	√	√	√	√	√	√	√
	Attendance List of BoD	RA	AF	BSW	BW	FMVR	HB	HS	HW	MFR	
		√	√	√	√	√	√	√	√	√	-

Remarks:

BPSB	Bambang Permadi Soemantri Brodjonegoro	IR	Isa Rachmatarwata	HS	Heri Supriadi
IS	Ismail	ANN	Abdi Negara Nurdin	FMVR	FM Venusiana R.
MRP	Marcelino Rumambo Pandin	SK	Silmy Karim	AF	Afriwandi
RM	Rizal Mallarangeng	RA	Ririek Adriansyah	BSW	Budi Setyawan Wijaya
WI	Wawan Iriawan	HW	Herlan Wijanarko	MFR	Muhamad Fajrin Rasyid
AMS	Arya Mahendra Sinulingga	BW	Bogi Witjaksono	HB	Honesti Basyir
BDA	Bono Daru Adji				

Board of Commissioners' Attendance at Joint Meetings

No.	Name	Position	Total Meetings	Total Attendances	Percentage of Attendance %
1.	Bambang Permadi Soemantri Brodjonegoro	President Commissioner/ Independent Commissioner	13	13	100
2.	Wawan Iriawan	Independent Commissioner	13	13	100
3.	Bono Daru Adji	Independent Commissioner	13	13	100
4.	Abdi Negara Nurdin	Independent Commissioner	13	12	92
5.	Marcelino Rumambo Pandin	Commissioner	13	12	92
6.	Ismail	Commissioner	13	13	100
7.	Rizal Mallarangeng	Commissioner	13	13	100
8.	Isa Rachmatarwata	Commissioner	13	12	92
9.	Arya Mahendra Sinulingga	Commissioner	13	12	92
10.	Silmy Karim	Commissioner	8	7	92

Board of Directors' Attendance at Joint Meetings

No.	Name	Position	Total Meetings	Total Attendance	Percentage Attendance (%)
1.	Ririek Adriansyah	President Director	13	13	100
2.	Herlan Wijanarko	Director of Network & IT Solution	13	13	100
3.	Bogi Witjaksono	Director of Wholesale & International Service	13	13	100
4.	FM Venusiana R.	Director of Enterprise & Business Service	13	13	100
5.	Heri Supriadi	Director Finance and Risk Management	13	13	100
6.	Afriwandi	Director of Human Capital Management	13	13	100
7.	Budi Setyawan Wijaya	Director of Strategic Portfolio	13	12	92
8.	Muhamad Fajrin Rasyid	Director of Digital Business	13	11	85
9.	Honesti Basyir	Director of Group Business Development	8	8	100

BOARD OF COMMISSIONERS' PERFORMANCE ASSESSMENT

The performance assessment of the Board of Commissioners is carried out based on the Key Performance Indicator (KPI), which is formulated from the primary duties of the Board of Commissioners, including supervising the policies and running of the Company's management carried out by the Directors, and providing advice to the Directors, including overseeing the implementation of the Company's Long-Term Plan, Telkom's Annual Work and Budget, provisions of the Articles of Association and GMS Resolutions, and statutory regulations per the Company's aims and objectives. KPI evaluations are carried out every years, with the aggregation of evaluation results in 2023 showing that the Board of Commissioners has carried out its supervisory duties well.

Board of Commissioners' Performance Assessment Based on KPI Year 2023

Key Performance Indicators (KPI)	Achievement Score	
	Point (%)	Score (%)
Planning	20	100
Supervision and Direction	36	100
Reporting	18	100
Dynamic	26	100
Score	100	100

COMMITTEE UNDER BOARD OF COMMISSIONERS' ASSESSMENT

The Board of Commissioners is assisted in carrying out its duties by the Audit Committee, Nomination and Remuneration Committee, and Planning and Risk Evaluation and Monitoring Committee. The Board of Commissioners assesses the performance of the committees under it every year, and in 2023, the assessment will be carried out using KPI self-assessment. In general, these committees were able to carry out their duties and responsibilities well throughout 2023.

Performance of The Committees Under the Board of Commissioners in 2023

Committees	Score (%)
Audit Committee	100
Committee for Nomination and Remuneration	100
Committee for Planning and Risk Evaluation and Monitoring	100

BOARD OF DIRECTORS' PERFORMANCE ASSESSMENT

One of the measuring tools that can be used to assess the performance of the Board of Directors is the Key Performance Indicator (KPI) based on the Regulation of the Minister of SOE No.PER-3/MBU/03/2023 dated March 20, 2023 regarding Organs and Human Resources of State-Owned Enterprises, which contain:

- Obligation to sign the Management Contract by the Board of Directors. The Management Contract contains promises or statements from prospective members of the Board of Directors, namely that if they are appointed/re-appointed as members of the Board of Directors, they promise, among other things, to fulfill all targets set by the GMS/Minister, including KPIs that have been previously determined, and implement the principles of Good Corporate Governance (GCG).
- Performance appraisal based on KPI is determined collegially for the President Director, and individually for each member of the Board of Directors.

- The establishment of five perspectives in collegial preparation of the KPI for the Board of Directors, namely:

- Economic and social values for Indonesia;
- Business model innovation;
- Technology leadership;
- Increased investment; and
- Talent development.

The Board of Directors's KPI achievements are calculated collegially and individually and reviewed by the Public Accountant Office (KAP), which audits Telkom's financial reports. The collegial achievement report of KPI is presented in the Board of Directors' Collegiate Assessment section on this Annual Report.

In line with Telkom's commitment to managing ESG aspects in its business value chain, the Telkom has established key performance indicators in the ESG aspect category, including:

- Environmental aspects, reflected in the parameters of TJSI effectiveness, ITDRI research effectiveness;
- Social aspect, seen from the parameters of total shareholder return and social impact; and
- Governance aspects, reflected in the risk maturity index parameters, effectiveness of the 2023 financial reports, and procurement excellence.

AUDIT COMMITTEE

In accordance with the regulation of the Company's Articles of Association, Telkom formed an Audit Committee who assists the Board of Commissioners in its supervisory function. The Audit Committee works based on the Resolution of the Board of Commissioners No 11/KEP/DK/2021 regarding Work Implementation Guidelines (Charter) for the Company Audit Committee (Persero) PT Telekomunikasi Indonesia Tbk. The formation of the Audit Committee is also a form of compliance with Financial Service Authority Regulation No 55/POJK.04/2015 dated December 23, 2015, provisions of the US SEC Exchange Act 10A-3, Regulation of the Minister of SOE No PER-2/MBU/03/2023 regarding Governance Guidelines and Significant Corporate Activities of State-Owned Enterprises and Number PER-3/MBU/03/2023 dated March 20 2023 regarding Organs and Human Resources of State-Owned Enterprises.

AUDIT COMMITTEE'S SCOPE, DUTIES, AND RESPONSIBILITIES

The following is a summary of the performance and implementation of activities of the Audit Committee during the financial year 2023 in the Report Committee activities include:

1. Supervision of Financial Information

- a. Reviewing the process of preparing financial reports to ensure that the preparation of financial reports has been carried out in accordance with applicable regulations, policies, systems, and procedures;
- b. Evaluate the financial information that will be published by the Company such as financial reports, projections, and other financial information; and
- c. Ensuring that financial reports and other related information are presented based on financial or management accounting data and information correctly and accurately in accordance with generally accepted accounting principles.

2. Supervision of Internal Audit

- a. Reviewing the Annual Audit Work Program (PKAT) and the Internal Audit Annual Non-Audit Work Program (PKNAT);
- b. Evaluating the effectiveness of the Company's Internal Audit;
- c. Reviewing the implementation of follow-up on internal auditor findings and/or external auditor findings and Management Letters (recommendations) by the Board of Directors;

- d. Evaluate status and follow-up on significant issues;
- e. Regularly review and recommend improvements to the Internal Audit Charter.

3. Oversight of Internal Control

- a. Reviewing the adequacy of management efforts to build and operate effective internal controls, particularly internal controls over financial reporting; and
- b. Conduct immediate discussions on findings and matters containing indications of weaknesses and/or obstacles in internal control, inefficiencies in the Company's activities, errors in the application of accounting standards, and violations of the applicable laws and regulations.

4. Supervision of External Audit

- a. Assisting the Board of Commissioners in the process of appointing independent auditor candidates who will carry out integrated audits of the Company and its consolidated Subsidiaries;
- b. Provide recommendations to the Company's Board of Commissioners regarding the appointment of AP and/or KAP who will provide audit services;
- c. Review and provide pre-approval for non-audit services to be assigned to independent auditors;
- d. Oversight of the integrated audit process in the Company and the audit process in Subsidiaries whose financial statements are consolidated into the Company's consolidated financial statements;
- e. Providing an independent opinion in the event of a difference of opinion between management and the independent auditor; and
- f. Evaluate the implementation of the provision of audit services on annual historical financial information by AP and/or KAP.

5. Supervision of compliance with regulations and legislation as well as complaints regarding the process of accounting and financial reporting

- a. Conduct a review of compliance with laws and regulations related to the Company's business activities including but not limited to laws and regulations in the Capital Market sector, taxation, and/or regulations related to good corporate governance, as well as regulations and other laws relating to financial reporting risks (financial reporting risk);

- b. Providing facilities to receive, review and follow up on complaints (Whistle-blower) which includes the Company, Subsidiaries, and affiliates with the definition of affiliate is as regulated in Law No. 8 of 1995 regarding Capital Markets, in Article 1 number 1;
- c. Ensuring that the Company's management creates a work culture that encourages every employee to comply with the Company's code of ethics.

6. Carry out other tasks given by the Board of Commissioners.

7. Maintain the confidentiality of documents, data and information of the Telkom and its consolidated Subsidiaries.

AUDIT COMMITTEE'S COMPOSITION

In accordance with Financial Service Authority Regulation No 55/POJK.04/2015, dated December 23, 2015, and US SEC Regulations, the Audit Committee must have at least 3 members from Independent Commissioners and parties outside the Company, with the chairperson must be the Independent Commissioner. Based on these regulations, through the Resolution of the Board of Commissioners No. 08/KEP/DK/2021 dated August 2, 2021, regarding the Composition of the Audit Committee Membership of the Telkom (Persero) PT Telekomunikasi Indonesia Tbk, the composition of the Audit Committee as of December 31, 2023 is as follows:

Audit Committee's Composition as of December 31, 2023

Position	Name and Double Position Status	Basis of Appointment	Term of Service
Chairman	Bono Daru Adji* Independent Commissioner	Resolution of the Board of Commissioners No. 05/KEP/DK/2021 dated June 8, 2021, and finally re-established through Resolution of the Board of Commissioners No. 08/KEP/DK/2021 dated August 2, 2021.	June 8, 2021 - Present
Members	Bambang P.S. Brodjonegoro* President Commissioner/ Independent Commissioner	Resolution of the Board of Commissioners No. 05/KEP/DK/2021 dated June 8, 2021, and finally re-established through Resolution of the Board of Commissioners No. 08/KEP/DK/2021 dated August 2, 2021.	June 8, 2021 - Present
	Wawan Iriawan * Independent Commissioner	Resolution of the Board of Commissioners No. 17/KEP/DK/2020 dated September 1, 2020 No. 05/KEP/DK/2021 dated June 8, 2021, and finally re-established through Resolution of the Board of Commissioners No. 08/KEP/DK/2021 dated August 2, 2021.	September 1, 2020 - Present
	Abdi Negara Nurdin * Independent Commissioner	Resolution of the Board of Commissioners No. 05/KEP/DK/2021 dated June 8, 2021, and finally re-established through Resolution of the Board of Commissioners No. 08/KEP/DK/2021 dated August 2, 2021.	June 8, 2021 - Present
	Emmanuel Bambang Suyitno Independent Member/ Financial Expert	Resolution of the Board of Commissioners No. 17/KEP/DK/2020 dated September 1, 2020 No. 05/KEP/DK/2021 dated June 8, 2021, and finally re-established through Resolution of the Board of Commissioners No. 08/KEP/DK/2021 dated August 2, 2021.	September 1, 2020 - Present
	Edy Sihotang Independent Member/ Financial & Forensic Audit Expert	Resolution of the Board of Commissioners No. 08/KEP/DK/2021 dated August 2, 2021.	August 2, 2021 - Present

Remark:

* Profile of Audit Committee members from the Board of Commissioners can be seen on Profile of the Board of Commissioners.

On January 19, 2024, Mr. Abdi Negara Nurdin, as the Telkom's Independent Commissioner, submitted a letter of resignation to the Telkom, which was responded by the Telkom via a letter from Pgs. President Director No: C.Tel.01/HK 000/TEL-00000000/2024 dated January 24, 2024, regarding Response to Resignation Letter as Independent Commissioner of PT Telkom Indonesia (Persero) Tbk. The Telkom has also carried out the obligation to report this resignation to the Financial Services Authority via letter No: Tel.03/LP 000/DCI-M0200000/2024 dated January 22, 2024, regarding the Resignation of the Independent Commissioner of PT Telkom Indonesia (Persero) Tbk.

To maintain continuity in the implementation of duties in the Audit Committee, the Board of Commissioners has determined a new membership composition for the Telkom's Audit Committee through Resolution of the Board of Commissioners Number: 04/KEP/DK/2024 dated February 6, 2024, regarding Membership Composition of the Audit Committee of the Company (Persero) PT Telekomunikasi Indonesia Tbk, with the latest composition as follows:

Audit Committee's Composition as of February 6, 2024

Position	Name and Double Position Status	Basis of Appointment	Term of Service
Chairman	Bono Daru Adji* Independent Commissioner	Resolution of the Board of Commissioners No. 05/KEP/DK/2021 dated June 8, 2021, and finally re-established through Resolution of the Board of Commissioners No. 08/KEP/DK/2021 dated August 2, 2021.	June 8, 2021 - Present
Members	Bambang P.S. Brodjonegoro* President Commissioner/ Independent Commissioner	Resolution of the Board of Commissioners No. 05/KEP/DK/2021 dated June 8, 2021, and finally re-established through Resolution of the Board of Commissioners No. 08/KEP/DK/2021 dated August 2, 2021.	June 8, 2021 - Present
	Wawan Iriawan * Independent Commissioner	Resolution of the Board of Commissioners No. 17/KEP/DK/2020 dated September 1, 2020 No. 05/KEP/DK/2021 dated June 8, 2021, and finally re-established through Resolution of the Board of Commissioners No. 08/KEP/DK/2021 dated August 2, 2021.	September 1, 2020 - Present
	Emmanuel Bambang Suyitno Independent Member/ Financial Expert	Resolution of the Board of Commissioners No. 17/KEP/DK/2020 dated September 1, 2020 No. 05/KEP/DK/2021 dated June 8, 2021, and finally re-established through Resolution of the Board of Commissioners No. 08/KEP/DK/2021 dated August 2, 2021.	September 1, 2020 - Present
	Edy Sihotang Independent Member/ Financial & Forensic Audit Expert	Resolution of the Board of Commissioners No. 08/KEP/DK/2021 dated August 2, 2021.	August 2, 2021 - Present

Remark:

* Profile of Audit Committee members from the Board of Commissioners can be seen on Profile of the Board of Commissioners.

AUDIT COMMITTEE MEMBER'S PROFILE WHO ARE NOT BOARD OF COMMISSIONERS' DOUBLE POSITION

EMMANUEL BAMBANG SUYITNO

Independent Member/Financial Expert

Age

53 years old

Nationality

Indonesian

Domicile

Jakarta, Indonesia

Education Background

- MBA, Institut Pengembangan Manajemen Indonesia (IPMI) International Business School, Indonesia.
- Bachelor Degree in Accounting, Universitas Indonesia, Indonesia.

Basis of Appointment

Resolution of the Board of Commissioners No. 17/KEP/DK/2020 dated September 1, 2020, then amended and re-established through Resolution of the Board of Commissioners No. 08/KEP/DK/2021 on August 2, 2021.

Term of Office

1 September 2020 up to present.

Duties and Responsibilities

Served to oversee and monitor the integrated audit process, the process of consolidating financial statements, and the effectiveness of internal control over financial reporting.

Career Experiences

- 2020 - Present Independent Member/Financial Expert Audit Committee.
- 2017 - 2020 Corporate Secretary Division, PT PP Presisi Tbk.
- 2016 - 2017 SVP - Head of Investor Relations, Corporate Finance, MIS & Audit, Lucky Group of Indonesia.
- 2014 - 2016 Audit Committee Member, PT Danareksa (Persero).
- 1994 - 2014 Audit Committee, Risk Management and Audit, Corporate Secretary, Investor Relations, Corporate Finance, ChemOne Holdings Pte Ltd, PT Indika Energy Tbk, PT. Surya Citra Media Tbk, PT. Kopitime Dot Com Tbk, Jan Darmadi Group, Ernst and Young.

Certificates and Professional Licenses

- 2019 Certification in Audit Committee Practices (CACPP), Ikatan Komite Audit Indonesia.
- 2015 Indonesia Registered Accountant (RNA) by Ministry of Finance of the Republic of Indonesia.
- 2014 Chartered of Accountant by International Federation of Accountants (IFAC), Ikatan Akuntan Indonesia (IAI).

EDY SIHOTANG

Independent Member/Financial & Forensic Audit Expert

Age

58 years old

Nationality

Indonesian

Domicile

Bandung, Indonesia

Education Background

- 1997 MBA, University of Illinois at Urbana-Champaign, USA.
- 1991 Diploma IV in Accounting, Sekolah Tinggi Akuntansi Negara, Indonesia.
- 1985 Diploma III in Accounting, Sekolah Tinggi Akuntansi Negara, Indonesia.

Basis of Appointment

Resolution of the Board of Commissioners No. 08/KEP/DK/2021 dated August 2, 2021.

Term of Office

2 Agustus 2021 up to present.

Duties and Responsibilities

Served to oversee and monitor the integrated audit process, the process of consolidating financial statements, and the effectiveness of internal control over financial reporting.

Career Experiences

- 2021 - Present Independent Member/Financial & Forensic Audit Expert.
- 2019 - 2020 Vice President Investigation & WBS, PT Pertamina (Persero).
- 2018 - 2019 Head of Internal Audit, PT Pertamina Geothermal Energy.
- 2013 - 2017 Head of Internal Audit, PT Pertamina Internasional Eksplorasi dan Produksi.
- 2009 - 2012 GCG & Compliance, Corporate Secretary, PT Pertamina (Persero).
- 2006 - 2009 Head of Internal Auditor/Inspector, Badan Rehabilitasi dan Rekonstruksi NAD-Nias.
- 1999 - 2005 Widyaiswara/Lecturer, Badan Pendidikan dan Pelatihan Keuangan, Department of Finance.
- 1997 - 1998 Auditor, Public Accounting Firm (KAP) Hadori, Soejatna & Rekan.
- 1985 - 1997 Auditor, Badan Pengawasan Keuangan dan Pembangunan (BPKP).

Certificates and Professional Licenses

- 2021 Certification of Audit Committee Practices (CACPP), Ikatan Komite Audit Indonesia.
- 2019 Certification Forensic Auditor (CFrA), Lembaga Sertifikasi Profesi Auditor Forensik, Indonesia.
- 2014 Chartered Accountant (CA), Ikatan Akuntan Indonesia.
- 2014 Certified Control Self-Assessment (CCSA), Institute of Internal Auditor, United States of America.
- 2013 Certified Risk Management Assurance (CRMA), Institute of Internal Auditor, Amerika Serikat.
- 2012 Qualified Internal Auditor (QIA), Institute of Internal Auditor, Indonesia.
- 2011 Certified Internal Auditor (CIA), Institute of Internal Auditor, Amerika Serikat.
- 2009 Certified Fraud Examiner (CFE), Association of CFE, Amerika Serikat.
- 1996 Certified Public Accountant (CPA), Amerika Serikat.

AUDIT COMMITTEE INDEPENDENCE

Telkom Audit Committee members must always have integrity and be independent in carrying out their duties and responsibilities. As a form of commitment to independence, all members of the Audit Committee must sign an Integrity and Independence Pact to ensure that every decision taken by the Audit Committee is free from pressure from other parties.

AUDIT COMMITTEE'S PERFORMANCE AND IMPLEMENTATION ACTIVITIES

Telkom has summarized the performance and implementation of Audit Committee's activities during 2022 Financial Year in Committee's Activity Report, which contains:

1. Conduct discussions on the Telkom's quarterly consolidated financial reports

The Audit Committee has reviewed and discussed with Management, the quarterly consolidated financial reports before the financial reports are reported to the Financial Services Authority (OJK) and the Stock Exchange to ensure that the financial reports issued by Management have been presented relatively, referring to generally accepted accounting principles, has sufficient disclosure aspects and no material misstatements, which readers need in making decisions.

2. Supervise Internal Control

- a. The Audit Committee has reviewed and discussed with Internal Audit the results of the Control self-assessment (CSA) carried out by each risk owner.
- b. The Audit Committee has reviewed and discussed with Internal Audit the results of internal consulting carried out by Internal Audit.
- c. The Audit Committee has carried out reviews and discussions with Internal Audit regarding significant/critical issues and other findings, as well as follow-up actions that have been and/or will be carried out, such as through follow-up audits, special audits, and investigative audits.
- d. The Audit Committee has reviewed and discussed the Company's risk management with Internal Audit; the Audit Committee supervises and monitors fraud risks and financial reporting risks that may have a material impact on the presentation of financial reports.

3. Supervise the Integrated Audit process for the 2021 and 2022 Financial Years

- a. The Audit Committee has held discussions with the Independent Auditor of KAP Purwantono, Sungkoro & Surja (a member firm of Ernst & Young Global Limited) (KAP PSS/EY) together with the Internal Auditor and Management regarding the closing audit process of the Financial Reports for the period ending December 31, 2022 of the Entity -consolidated Subsidiaries, and the closing audit process of the Consolidated Financial Reports for the period ending December 31, 2022. The Parent Entity, namely PT Telkom Indonesia (Persero) Tbk. The discussion includes, among other things:
 - Significant accounting and auditing issues.
 - Information Technology (IT) audit: ITGC & Application Control.
 - Quality and acceptability of financial accounting standards applied by the Company.
 - The feasibility of significant accounting estimates and judgment and the adequacy of disclosure in the consolidated financial statements.
- b. The Audit Committee has held discussions with KAP PSS/EY, Internal Auditor, and Management regarding the Internal Control Over Financial Reporting (ICOFR) implemented by management so that the quality of the financial reports is presented fairly and there are no material misstatements.
- c. The Audit Committee has held discussions with KAP PSS/EY, Internal Auditor, and Management regarding the Audited Consolidated Financial Report and Notes to the Consolidated Financial Report in the Annual Report (Form 20F).
- d. Apart from that, the Audit Committee has also reviewed and discussed with KAP PSS/EY regarding management's compliance with the implementation of Capital Market regulations and other regulations relating to the Telkom's business in accordance with PSA 62 standards.
- e. Regarding the Integrated Audit process for the Financial Year 2023, the Audit Committee has discussions with KAP PSS/EY regarding audit planning and scoping.
- f. The Audit Committee has discussed developments
 - Interim Integrated Audit for Financial Year 2023 and the Early Warning Report (EWR).

4. Evaluate the performance of the Independent Auditor who audited the Company's consolidated financial statements for the 2022 Financial Year and provide recommendations to the Board of Commissioners regarding the appointment of an Independent Auditor who will audit the Telkom's consolidated financial statements for the 2023 Financial Year

- a. The Audit Committee prepared an evaluation report on the audit implementation of the Company's consolidated financial statements for the 2022 Financial Year which is submitted to the Board of Commissioners and the Financial Service Authority (OJK).
- b. Referring to the Audit Committee's evaluation report on the audit of the Company's consolidated financial statements for the 2022 Financial Year, the Board of Commissioners proposes a candidate for an Independent Auditor to audit the consolidated financial statements for the 2023 Financial Year to the Company's Annual General Meeting of Shareholders (AGMS) for 2023.
- c. In addition, the Audit Committee provides pre-approval for non-audit services, which will be assigned to the Independent Auditor.

5. Review and supervise the implementation of the Internal Audit Department's Work Program for the 2023 Financial Year

- a. The Audit Committee reviews the Management Report of the Internal Audit Department, which contains the implementation of the work program of the entire Internal Audit Department, including obstacles found in the field Every quarter.
- b. The Audit Committee evaluates the completion status of internal, unique, and investigative audits, including the resolution status of pending matters.
- c. The Audit Committee also evaluates the completion status of internal consultations provided by Internal Audit (a separate, independent sub-department is separated from the audit sub-department) for business owners.
- d. The Audit Committee evaluates the progress of implementing the recommendations that have been provided, both those originating from the audit process (internal and external) and those arising from internal consultations.
- e. The Audit Committee monitors the progress of maturity level and sustainability of Internal Audit.

6. Reviewing the Internal Audit Department's Annual Audit Work Program (PKAT) and Annual Non-Audit Work Program (PKNAT) plans for the 2024 Financial Year

The Audit Committee has conducted studies and discussions as well as input and recommendations on the proposed Annual Audit Work Program (PKAT) and Annual Non-Audit Work Program (PKNAT) for the Internal Audit Department for the 2024 Financial Year before the work programs were determined by Management.

7. Evaluate and recommend improvements to the 2023 Internal Audit Charter

The Audit Committee has conducted studies and discussions as well as input and recommendations on the proposed 2023 Internal Audit Charter.

8. Hold workshops with the Internal Audit Department

The Audit Committee held a workshop with the Internal Audit Department, which aims to examine the dynamics of the Internal Audit function and its best practices as well as the dynamics of the Company's needs for the Internal Audit function, referring to business changes and corporate actions carried out by the Company.

In the workshop, a strategic session was held to discuss strategic matters related to the adequacy of fulfilling the duties and functions of Internal Audit and strategies for strengthening Internal Audit to face the challenges faced now and in the future.

9. Supervise the audit process of the Social and Environmental Responsibility Program (TJSL) being implemented by the Community Development Center (CDC) Unit for Financial Year 2023

The Audit Committee has held discussions with CDC management regarding implementing the TJSL – PUMK Program in 2023. It has also held discussions with KAP PSS/EY regarding the entire audit process for the financial reports of the TJSL – PUMK Program for the 2022 financial year, including regarding agreed procedures (Agreed Upon Procedure/AUP) for compliance with applicable regulations in the management of the TJSL – PUMK Program.

The Audit Committee has also discussed with KAP PSS/EY regarding audit planning for the financial reports of the TJSL – PUMK Program for the 2023 financial year.

10. Conducting studies and formulating the 2023 Telkom Group Management Letter

The Audit Committee discussed the results of internal and external audits in 2023 with Internal Audit in the form of opportunities for improvement or significant findings followed by recommendations that need to be followed up by Management.

11. Review and supervise special assignments given by the Board of Commissioners to the Audit Committee

The Audit Committee has carried out studies and discussions and supervised several dispositions given by the President Commissioner.

12. Conducting joint studies with the Planning and Risk Evaluation and Monitoring Committee (KEMPR)

The Audit Committee has conducted joint discussions with KEMPR regarding special assignments given by the Board of Commissioners, including reviewing accounting/audit aspects of corporate action plans to be carried out by the Company.

13. Preparing the 2024 Audit Committee Annual Work Program

The Audit Committee has prepared and discussed the 2024 Audit Committee Annual Work Program together with the Board of Commissioners to ensure that the work program includes all duties and responsibilities that have been regulated and specified in the Charter, as well as specific tasks assigned by the Board of Commissioners.

14. Conduct a review of the complaint information that is received through the Whistleblowing System (WBS) program for the 2023 Financial Year

- a. The Audit Committee evaluates and monitors all WBS reports that enter the Telkom Integrity Line, which is managed by Deloitte.
- b. The Audit Committee reviews and follows up on all WBS reports it receives in accordance with the escalation.
- c. The Audit Committee coordinates with other stakeholders regarding incoming WBS to ensure that incoming WBS has been followed up in accordance with governance

15. The Audit Committee has held discussions with the HCM Directorate regarding employee integrity management reports to ensure that management has been carried out properly. The employee integrity management reports are the My Integrity application, ISO 37001: 2016 SMAP, Business Ethics and Integrity Pact, LHKPN, and gratuities.

16. The Audit Committee, along with the Internal Audit Department, assisted by PWC, has reviewed the Capital Expenditure (Capex) procurement business process, where the Internal Audit Department will follow up on the recommendations provided by PWC.

AUDIT COMMITTEE'S MEETING

Based on Telkom's Audit Committee Charter, the Audit Committee is required to hold committee meetings at least once a month. This provision is more intensive than the provisions of Financial Service Authority Regulation No. 55/POJK.04/2015 regarding the Establishment and Guidelines for Implementing the Work of the Audit Committee, especially Article 13, namely at least once every 3 months. Throughout 2023, the Telkom Audit Committee has held Committee meetings 17 times with the following attendance levels as presented in the table below.

No.	Date	Meetings Agenda/Discussion					
1.	Monday, January 9, 2023	Discussion of Integrated Audit 2022 Progress					
	Attendance List	BDA	BPSB	WI	ANN	EBS	ES
		√	√	√	√	√	√
2.	Wednesday, January 18, 2023	Discussion of Management Report & Significant Critical Issue TW 4 2022					
	Attendance List	BDA	BPSB	WI	ANN	EBS	ES
		√	√	√	√	√	√
3.	Tuesday, January 31, 2023	Discussion of Integrated Audit 2022 Progress					
	Attendance List	BDA	BPSB	WI	ANN	EBS	ES
		√	√	√	√	√	√
4.	Tuesday, February 14, 2023	Clearance & Audit Closing of Telkom Group Subsidiaries					
	Attendance List	BDA	BPSB	WI	ANN	EBS	ES
		√	√	√	√	√	√
5.	Friday, February 24, 2023	Discussion of Integrated Audit 2022 Progress					
	Attendance List	BDA	BPSB	WI	ANN	EBS	ES
		√	√	√	√	√	√
6.	Thursday, March 23, 2023	Clearance & Audit Closing of PT Telkom Entity for Fiscal Year 2022					
	Attendance List	BDA	BPSB	WI	ANN	EBS	ES
		√	√	√	√	√	√
7.	Tuesday, April 18, 2023	Discussion of Management Report & Significant / Critical Issue TW I 2023					
	Attendance List	BDA	BPSB	WI	ANN	EBS	ES
		√	√	√	√	√	√
8.	Friday, April 28, 2023	Discussion of TW I Financial Statements 2023					
	Attendance List	BDA	BPSB	WI	ANN	EBS	ES
		√	√	√	√	√	√
9.	Friday, May 26, 2023	Discussion of Minister Regulation Update & Performance of PUMK TW II 2023					
	Attendance List	BDA	BPSB	WI	ANN	EBS	ES
		-	√	√	√	√	√
10.	Thursday, July 27, 2023	Discussion of Management Report & Significant / Critical Issue TW II 2023					
	Attendance List	BDA	BPSB	WI	ANN	EBS	ES
		√	√	√	√	√	√

No.	Date	Meetings Agenda/Discussion					
11.	Thursday, July 27, 2023	Discussion of TW II Financial Statements 2023					
	Attendance List	BDA	BPSB	WI	ANN	EBS	ES
		√	√	√	√	√	√
12.	Wednesday, October 4, 2023	Discussion of Integrated Audit 2023 Planning & Scoping					
	Attendance List	BDA	BPSB	WI	ANN	EBS	ES
		√	√	√	√	√	√
13.	Monday, October 30, 2023	Discussion of TW III 2023 Financial Reports					
	Attendance List	BDA	BPSB	WI	ANN	EBS	ES
		√	√	√	√	√	√
14.	Monday, November 06, 2023	Discussion of Integrated Audit 2023 Progress					
	Attendance List	BDA	BPSB	WI	ANN	EBS	ES
		√	√	√	√	√	√
15.	Tuesday, November 21, 2023	Discussion of Integrated Audit 2023 Progress					
	Attendance List	BDA	BPSB	WI	ANN	EBS	ES
		√	√	√	√	√	√
16.	Thursday, December 7, 2023	Discussion of Integrated Audit 2023 Progress					
	Attendance List	BDA	BPSB	WI	ANN	EBS	ES
		√	√	√	√	√	√
17.	Tuesday, December 19, 2023	CDC TW III Report 2023 Discussion & MSME Partnership Distribution Status Update					
	Attendance List	BDA	BPSB	WI	ANN	EBS	ES
		√	√	√	√	√	√

Remark:

BDA Bono Daru Adji
BPSB Bambang Permadi Soemantri Brodjonegoro
WI Wawan Iriawan

ANN Abdi Negara Nurdin
EBS Emmanuel Bambang Suyitno
ES Edy Sihotang

Audit Committee's Meeting Attendances 2023

No.	Name	Total Meetings	Total Attendances	Percentage of Attendance (%)
1.	Bono Daru Adji	17	16	94
2.	Bambang P. S. Brodjonegoro	17	17	100
3.	Wawan Iriawan	17	17	100
4.	Abdi Negara Nurdin	17	17	100
5.	Emmanuel Bambang Suyitno	17	17	100
6.	Edy Sihotang	17	17	100

AUDIT COMMITTEE'S EDUCATION AND TRAINING

To improve and develop their competence, Telkom Audit Committee members regularly attend various trainings, seminars, and workshops. The following table presents information on training that has been attended by members of the Audit Committee during 2023.

Education, Training, Seminars, Conferences and Congresses of Telkom Audit Committee in 2023

No.	Name	Training Program	Date	Organizers
1.	Emmanuel Bambang Suyitno	Implementation of Artificial Intelligence in the Financial Services Industry	February 02, 2023	Financial Services Authority
		Forensic Accounting Detection of Potential Financial Statement Manipulation	February 25, 2023	Seminar Room
		Detecting Financial Statement, Fraud, Misstatements, and Red Flags	March 04, 2023	Seminar Room
		"Internal Audit Transformation Seminar and Signing of Cooperation Agreement between PwC Indonesia & Indonesian Institute of Audit Committee (IKAI)"	May 09, 2023	PricewaterhouseCoopers and Indonesian Institute of Audit Committee
		Deloitte Asia Pacific Conduct Watch 2023	June 20, 2023	Deloitte
		BLMI GRC Masterclass Program 2023: Information Technology Audit	June 27, 2023	Ministry of SOEs
		Fraud and Forensic Auditing: Identification, Detection & Prevention	03-07 July 2023	Glomacs – Oxford Management Center, Dubai
		GRC Masterclass Program 2023: ESG for Auditors	July 13, 2023	Ministry of SOEs
		GRC Masterclass Program 2023: Pre IPO and Post IPO Presentation from IDX & Rating Presentation and Issuance of Debt Securities & Sukuk (EBUS) from Pefindo	August 10, 2023	BUMN School of Excellence
		IIA Indonesia National Conference 2023: "Staying Relevant"	August 30-31, 2023	The Institute of Internal Auditors (IIA) Indonesia
2.	Edy Sihotang	Enhancing Financial Performance Through Data Analytics	August 31, 2023	Financial Services Authority
		BLMI GRC Masterclass Program 2023: Information Technology Audit	June 27, 2023	Ministry of SOEs
		GRC Masterclass Program 2023: ESG for Auditors	July 13, 2023	Ministry of SOEs
		GRC Masterclass Program 2023: Pre IPO and Post IPO Presentation from IDX & Rating Presentation and Issuance of Debt Securities & Sukuk (EBUS) from Pefindo	August 10, 2023	BUMN School of Excellence
		Audit Committees in a New Era of Governance	09-14 October 2023	London Premier Centre (LPC) Kuala Lumpur

Remark:

* Education and Training of members of the Audit Committee who are members of the Board of Commissioners can be seen in the Education and Training of the Board of Commissioners.

COMMITTEE FOR NOMINATION AND REMUNERATION

Telkom has a Nomination and Remuneration Committee (KNR) whose task is to assist the Board of Commissioners in supervising the determination of qualifications and the nomination process, as well as the remuneration of the Board of Commissioners, Directors, and executive officers. The formation of KNR refers to Financial Service Authority Regulation No. 34/POJK.04/2015 regarding the Nomination and Remuneration Committee of Issuers or Public Companies and its implementation in the Telkom is in line with the Minister of State-Owned Enterprises Regulation No. PER-2/MBU/03/2023 regarding Guidelines for Governance and Significant Corporate Activities of State-Owned Enterprises and No. PER-3/MBU/03/2023 dated March 20, 2023, regarding Organs and Human Resources of State-Owned Enterprises. This committee plays a particular role in implementing GCG principles, especially in ensuring that the selection process and remuneration policies can be carried out in accordance with professional and independent considerations without any pressure from other parties. KNR is also responsible for determining remuneration decisions, submitting Top Talent proposals, and nominating Directors and Board of Commissioners of Subsidiaries.

The internal working procedures of KNR are regulated in the Committee for Nomination and Remuneration Guidelines/Charter, which is stipulated in the Resolution of Board of Commissioners No. 08/KEP/DK/2023 dated August 2, 2023. This guideline contains information regarding the working procedures of KNR in assisting the Board of Commissioners in supervising the determination of qualifications and the nomination process, as well as the remuneration of the Board of Commissioners, Board of Directors, and executive officers.

KNR'S SCOPE, DUTIES, AND RESPONSIBILITIES

KNR's scope, duties, and responsibilities are as follows:

1. For Nomination

- a. Conduct regular reviews of the Telkom's Talent Management System as well as monitoring and evaluating its implementation.
- b. Evaluating the talent classification system and procedure carried out by the Board of Directors.
- c. Validate and calibrate talents proposed by the Board of Directors to the Board of Commissioners/Supervisory Board (selected talent) to produce a list of talents that will be nominated by the Board of Commissioners/Supervisory Board (nominated talent) to the GMS/Minister.

- d. Evaluate the candidates for representatives of the Company who will be proposed as members of the Board of Directors or the Board of Commissioners of the Company's Subsidiaries, prior to submission to the GMS/Minister.
- e. Reviewing the proposed organizational structure of the Company one level below the Board of Directors proposed by the Board of Directors, referring to the principles of good corporate governance.
- f. Assist the Board of Commissioners who together with or consult with the Board of Directors in selecting candidates for strategic positions within the Company in accordance with the provisions in the Company's Articles of Association, including the management of Subsidiaries.
- g. Provide recommendations to the Board of Commissioners to be submitted to Series A Dwiwarna Shareholders regarding:
 - i. Proposed composition of position for members of the Telkom's Board of Directors.
 - ii. Candidates for members of the Board of Directors and Commissioners of Subsidiaries comply with the threshold.
 - iii. Candidates for President Director and President Commissioner of all the Company's Subsidiaries.
- h. Develop policies and criteria needed in the nomination process for candidates for members of the Board of Directors including the management of the Company's Subsidiaries.

2. For Remuneration

- a. Provide recommendations to the Board of Commissioners to be submitted to Series A Dwiwarna Shareholders regarding the policy, amount, and/or structure of the remuneration of the Board of Directors and Board of Commissioners and then decide at the GMS taking into account.
 - i. Remuneration applicable in the telecommunications industry;
 - ii. The duties, responsibilities, and authorities of the members of the Board of Directors and/or the Board of Commissioners are related to the achievement of the goals and performance of the Company; and
 - iii. Performance targets for each member of the Board of Directors and Board of Commissioners.
- b. Propose remuneration for the Board of Directors and Board of Commissioners in the form of salary or honorarium, fixed allowances and facilities, as well as variable incentives to the Board of Commissioners at least once in 1 (one) year.

CORPORATE GOVERNANCE

- c. Propose indicators and performance evaluations (Key Performance Indicators) for the Board of Commissioners.
- d. Prepare proposal for individual performance evaluation systems (Individual Key Performance Indicators) for members of the Board of Directors.
- e. Develop and monitor the implementation of Performance Achievement Indicators (KPI) both Collegial KPI and Directors' Individual KPI.
- f. Deliver the progress of the realization of the Performance Achievement Indicators (KPI) to the Shareholder/Minister in accordance with the provisions of the legislation.
- g. Evaluating the remuneration policy for employees who require approval/response from the Board of Commissioners/Supervisory Board.
- h. Develop competency development programs for Committee members and/or members of the Board of Commissioners.

In Letter of Minister of SOE number S.675/MBU/10/2018 dated October 18, 2018, regarding approval of proposals, limits and/or criteria for the authority of the Board of Commissioners of PT Telkom Indonesia (Persero) Tbk,

there is a division of authority for the nomination of the Company's representatives in management of the Company's Subsidiaries, then:

The authority of Series A Dwiwarna Shareholder, is for:

- a. President Director and President Commissioner of the Company's subsidiaries.
- b. Company management (Directors and Commissioners), with total assets \geq 50% of total parent assets and/or subsidiary revenue \geq 50% of parent revenue.

1. The authority of the Board of Commissioners of PT Telkom Indonesia (Persero) Tbk, is for the Director (other than the President Director) and the Board of Commissioners (other than the President Commissioner) in the Company's subsidiary with a total asset \leq 50% of the total assets of the parent Company, and/or a subsidiary with revenue \leq 50% of the parent Company's total revenue.

As a follow-up to the Letter of the Minister of SOE No. S. 675/MBU/10/2018, dated October 18, 2018, KNR Telkom in 2023 will conduct a Feasibility and Compliance Test 19 times for 19 management positions (target positions) with 57 candidates in 3 Subsidiaries.

KNR'S COMPOSITION

Financial Service Authority Regulation No. 34/POJK.04/2015 regarding the Committee for Nomination and Remuneration of Issuers or Public Companies stipulates that the number of KNR members is at least 3 people, with one Independent Commissioner who doubles as a member and Chair of the KNR and the other 2 members can come from members of the Board of Commissioners, parties from outside the Company, as well as management under the Board of Directors referring to these provisions, and Regulation of the Minister of SOE No. PER-2/MBU/03/2023 regarding Guidelines for Governance and Significant Corporate Activities of State-Owned Enterprises and No. PER-3/MBU/03/2023 dated March 20, 2023, regarding Organs and Human Resources of State-Owned Enterprises Country, which determines the composition of KNR Telkom members as follows.

Committee for Nomination and Remuneration's Composition as of December 31, 2023

Position	Name and Double Position Status	Basis of Appointment	Terms of Service
Chairman	Wawan Iriawan* Independent Commissioner	Resolution of the Board of Commissioners No. 06/KEP/DK/2021 dated June 8, 2021	June 8, 2021 - Present
Members	Abdi Negara Nurdin* Independent Commissioner	Resolution of the Board of Commissioners No. 06/KEP/DK/2021 dated June 8, 2021, updated several times with the latest amendment based on Resolution of the Board of Commissioners No. 07/KEP/DK/2023 dated June 27, 2023	June 8, 2021 - Present
	Arya Mahendra Sinulingga* Commissioner	Resolution of the Board of Commissioners No. 06/KEP/DK/2021 dated June 8, 2021, updated several times with the latest amendment based on Resolution of the Board of Commissioners No. 07/KEP/DK/2023 dated June 27, 2023	June 8, 2021 - Present

Position	Name and Double Position Status	Basis of Appointment	Terms of Service
	Ismail* Commissioner	Resolution of the Board of Commissioners No. 06/KEP/DK/2019 dated December 17, 2019, updated several times with the latest amendment based on Resolution of the Board of Commissioners No. 07/KEP/DK/2023 dated June 27, 2023	Mei 29, 2019 - Present
	Marcelino Rumambo Pandin* Commissioner	Resolution of the Board of Commissioners No. 06/KEP/DK/2019 dated December 17, 2019, updated several times with the latest amendment based on Resolution of the Board of Commissioners No. 07/KEP/DK/2023 dated June 27, 2023	Mei 29, 2019 - Present
	Rizal Mallarangeng* Commissioner	Resolution of the Board of Commissioners No. 10/KEP/DK/2020 dated June 29, 2020 and updated several times with the latest amendment based on Resolution of the Board of Commissioners No. 07/KEP/DK/2023 dated June 27, 2023	June 29, 2020 - Present
	Silmy Karim* Commissioner	Resolution of the Board of Commissioners No. 07/KEP/DK/2023 dated June 27, 2023	June 27, 2023 - Present

Remark:

* Profile of KNR members from the Board of Commissioners can be seen on Profile of the Board of Commissioners.

On January 19, 2024, Mr. Abdi Negara Nurdin, as the Company's Independent Commissioner, submitted a letter of resignation to the Company, which was responded by the Company via a letter from pgs. President Director No: C.Tel.01/HK 000/TEL-00000000/2024 dated January 24, 2024, regarding Response to Resignation Letter as Independent Commissioner of PT Telkom Indonesia (Persero) Tbk. The Company has also carried out the obligation to report this resignation to the Financial Services Authority via letter No: Tel.03/LP 000/DCI-M0200000/2024 dated January 22, 2024, regarding the Resignation of the Independent Commissioner of PT Telkom Indonesia (Persero) Tbk.

To maintain continuity in the implementation of duties in the Committee for Nomination and Remuneration, the Board of Commissioners has determined a new membership composition for the Company's Committee for Nomination and Remuneration through Resolution

of the Board of Commissioners Number: 05/KEP/DK/2024 dated February 6, 2024, regarding Membership Composition of the Audit Committee of the Company (Persero) PT Telekomunikasi Indonesia Tbk, with the latest composition as follows:

KNR'S INDEPENDENCE

In carrying out their duties, each KNR member has fulfilled the independence aspect in accordance with the terms and conditions applicable in Financial Services Authority Regulation No. 34/POJK.04/2015 regarding Committees for Nomination and Remuneration of Issuers or Public Companies and Resolution of the Board of Commissioners No. 08/KEP/DK/2023 dated August 2, 2023 regarding Guidelines for the Work Implementation (Charter) of the Committee for Nomination and Remuneration of the Company (Persero) PT Telekomunikasi Indonesia Tbk.

KNR'S PERFORMANCE AND IMPLEMENTATION ACTIVITIES

Until the end of 2023, Committee for Nomination and Remuneration has assisted the implementation of the duties of the Board of Commissioners in producing decisions, through the implementation of a series of activity agendas, namely:

1. Resolution of the Board of Commissioners of the Telkom (Persero) PT Telekomunikasi Indonesia, Tbk No 07/KEP/DK/2023 regarding the Composition of Membership of the Nomination and Remuneration Committee of the Company (Persero) PT Telekomunikasi Indonesia, Tbk.
2. Resolution of the Board of Commissioners No. 02/KEP/DK/2023/RHS regarding Collegial and Individual Key Performance Indicators (KPI) for Directors of Telkom Company (Persero).
3. Resolution of the Board of Commissioners No. 11/KEP/DK/2023/RHS regarding changes to the Collegial Key Performance Indicators (KPI) of the Board of Directors of the Company (Persero) PT Telekomunikasi Indonesia Tbk in 2023.
4. Resolution of the Board of Commissioners No. 13/KEP/DK/2023/RHS regarding changes to the Key Performance Indicators (KPI) for Individual Directors of the Company (Persero) PT Telekomunikasi Indonesia Tbk in 2023.

Committee for Nomination and Remuneration's Composition as of February 6, 2024

Position	Name and Double Position Status	Basis of Appointment	Terms of Service
Chairman	Wawan Iriawan* Independent Commissioner	Resolution of the Board of Commissioners No. 06/KEP/DK/2021 dated June 8, 2021	June 8, 2021 - Present
Members	Arya Mahendra Sinulingga* Commissioner	Resolution of the Board of Commissioners No. 06/KEP/DK/2021 dated June 8, 2021, updated several times with the latest amendment based on Resolution of the Board of Commissioners No. 07/KEP/DK/2023 dated June 27, 2023	June 8, 2021 - Present
	Ismail* Commissioner	Resolution of the Board of Commissioners No. 06/KEP/DK/2019 dated December 17, 2019, updated several times with the latest amendment based on Resolution of the Board of Commissioners No. 07/KEP/DK/2023 dated June 27, 2023	Mei 29, 2019 - Present
	Marcelino Rumambo Pandin* Commissioner	Resolution of the Board of Commissioners No. 06/KEP/DK/2019 dated December 17, 2019, updated several times with the latest amendment based on Resolution of the Board of Commissioners No. 07/KEP/DK/2023 dated June 27, 2023	Mei 29, 2019 - Present
	Rizal Mallarangeng* Commissioner	Resolution of the Board of Commissioners No. 10/KEP/DK/2020 dated June 29, 2020 and updated several times with the latest amendment based on Resolution of the Board of Commissioners No. 07/KEP/DK/2023 dated June 27, 2023	June 29, 2020 - Present
	Silmy Karim* Commissioner	Resolution of the Board of Commissioners No. 07/KEP/DK/2023 dated June 27, 2023	June 27, 2023 - Present

Remark:

* Profile of KNR members from the Board of Commissioners can be seen on Profile of the Board of Commissioners.

KNR'S MEETINGS

Based on Financial Service Authority Regulation No. 34/POJK.04/2015 regarding Committee for Nomination and Remuneration, Telkom is required to hold a Committee for Nomination and Remuneration Meeting at least once in 4 months. During 2023, KNR has held Committee meetings including circular decisions 59 times.

No.	Date	Meetings Agenda/Discussion						
1.	Friday, January 06, 2023	Update of information and work program plan by the Commissioner of PT Telkom Access						
	Attendance list	WI	ANN	AMS	IS	MRP	RM	SK
		√	√	√	-	√	-	N/a
2.	Wednesday, January 11, 2023	Discussion of the achievement of KPI 2022, KPI 2023, and 4 parameters of reporting to the Dekom KPI Board of Directors 2022						
	Attendance list	WI	ANN	AMS	IS	MRP	RM	SK
		√	√	√	√	√	√	N/a
3.	Monday, January 16, 2023	Feasibility and Feasibility Test (UKK) President Director of PT Sigma Cipta Caraka (Telkom Sigma)						
	Attendance list	WI	ANN	AMS	IS	MRP	RM	SK
		√	-	√	√	√	√	N/a
4.	Thursday, January 19, 2023	Submission of Collegial KPI proposals for 2023						
	Attendance list	WI	ANN	AMS	IS	MRP	RM	SK
		√	√	√	√	√	√	N/a
5.	Friday, January 20, 2023	Delivery of procedures for selecting selected talent and submission of selected talent						
	Attendance list	WI	ANN	AMS	IS	MRP	RM	SK
		√	-	-	√	√	√	N/a
6.	Tuesday, January 24, 2023	Delivery of procedures for the selection process and delivery of selected talent						
	Attendance list	WI	ANN	AMS	IS	MRP	RM	SK
		√	√	-	-	√	√	N/a
7.	Wednesday, January 25, 2023	Discussion of transformation updates for the first quarter of 2023						
	Attendance list	WI	ANN	AMS	IS	MRP	RM	SK
		√	√	√	√	√	√	N/a
8.	Thursday, January 26, 2023	Division of Collegial KPIs in 2023						
	Attendance list	WI	ANN	AMS	IS	MRP	RM	SK
		√	√	-	-	√	√	N/a
9.	Wednesday, February 08, 2023	Discussion of Individual KPIs of the Board of Directors in 2023						
	Attendance list	WI	ANN	AMS	IS	MRP	RM	SK
		√	√	-	√	-	√	N/a
10.	Tuesday, February 21, 2023	Due diligence and feasibility (UKK) Director of Finance, Risk, & Human Capital of PT Multimedia Nusantara (Telkom Metra)						
	Attendance list	WI	ANN	AMS	IS	MRP	RM	SK
		√	√	√	√	√	√	N/a
11.	Thursday, February 23, 2023	Discussion of streamlining updates for the first quarter of 2023						
	Attendance list	WI	ANN	AMS	IS	MRP	RM	SK
		√	-	√	√	-	√	N/a

CORPORATE GOVERNANCE

No.	Date	Meetings Agenda/Discussion													
12.	Wednesday, March 08 2023	Discussion on the selection of LTI shares purchase for former EBIS Directors													
	Attendance list	<table border="1"> <thead> <tr> <th>WI</th> <th>ANN</th> <th>AMS</th> <th>IS</th> <th>MRP</th> <th>RM</th> <th>SK</th> </tr> </thead> <tbody> <tr> <td>√</td> <td>√</td> <td>√</td> <td>√</td> <td>√</td> <td>√</td> <td>N/a</td> </tr> </tbody> </table>	WI	ANN	AMS	IS	MRP	RM	SK	√	√	√	√	√	√
WI	ANN	AMS	IS	MRP	RM	SK									
√	√	√	√	√	√	N/a									
13.	Wednesday, March 08 2023	Due diligence and feasibility (UKK) Commissioner of PT Dayamitra Telekomunikasi (Mitratel)													
	Attendance list	<table border="1"> <thead> <tr> <th>WI</th> <th>ANN</th> <th>AMS</th> <th>IS</th> <th>MRP</th> <th>RM</th> <th>SK</th> </tr> </thead> <tbody> <tr> <td>√</td> <td>√</td> <td>√</td> <td>√</td> <td>√</td> <td>√</td> <td>N/a</td> </tr> </tbody> </table>	WI	ANN	AMS	IS	MRP	RM	SK	√	√	√	√	√	√
WI	ANN	AMS	IS	MRP	RM	SK									
√	√	√	√	√	√	N/a									
14.	Thursday, March 30 2023	Feasibility and feasibility test (UKK) Director of Operations and Development of PT Dayamitra Telekomunikasi (Mitratel)													
	Attendance list	<table border="1"> <thead> <tr> <th>WI</th> <th>ANN</th> <th>AMS</th> <th>IS</th> <th>MRP</th> <th>RM</th> <th>SK</th> </tr> </thead> <tbody> <tr> <td>√</td> <td>√</td> <td>√</td> <td>√</td> <td>-</td> <td>√</td> <td>N/a</td> </tr> </tbody> </table>	WI	ANN	AMS	IS	MRP	RM	SK	√	√	√	√	-	√
WI	ANN	AMS	IS	MRP	RM	SK									
√	√	√	√	-	√	N/a									
15.	Friday, March 31, 2023	Appropriateness and feasibility test (UKK) Business Director of PT Dayamitra Telekomunikasi (Mitratel)													
	Attendance list	<table border="1"> <thead> <tr> <th>WI</th> <th>ANN</th> <th>AMS</th> <th>IS</th> <th>MRP</th> <th>RM</th> <th>SK</th> </tr> </thead> <tbody> <tr> <td>√</td> <td>√</td> <td>√</td> <td>√</td> <td>√</td> <td>√</td> <td>N/a</td> </tr> </tbody> </table>	WI	ANN	AMS	IS	MRP	RM	SK	√	√	√	√	√	√
WI	ANN	AMS	IS	MRP	RM	SK									
√	√	√	√	√	√	N/a									
16.	Wednesday, April 05, 2023	Submission of CEO salary survey results by consultant Korn Ferry													
	Attendance list	<table border="1"> <thead> <tr> <th>WI</th> <th>ANN</th> <th>AMS</th> <th>IS</th> <th>MRP</th> <th>RM</th> <th>SK</th> </tr> </thead> <tbody> <tr> <td>√</td> <td>√</td> <td>√</td> <td>-</td> <td>-</td> <td>√</td> <td>N/a</td> </tr> </tbody> </table>	WI	ANN	AMS	IS	MRP	RM	SK	√	√	√	-	-	√
WI	ANN	AMS	IS	MRP	RM	SK									
√	√	√	-	-	√	N/a									
17.	Wednesday, April 12, 2023	Discussion of transformation updates for the second quarter of 2023													
	Attendance list	<table border="1"> <thead> <tr> <th>WI</th> <th>ANN</th> <th>AMS</th> <th>IS</th> <th>MRP</th> <th>RM</th> <th>SK</th> </tr> </thead> <tbody> <tr> <td>√</td> <td>√</td> <td>√</td> <td>√</td> <td>-</td> <td>√</td> <td>N/a</td> </tr> </tbody> </table>	WI	ANN	AMS	IS	MRP	RM	SK	√	√	√	√	-	√
WI	ANN	AMS	IS	MRP	RM	SK									
√	√	√	√	-	√	N/a									
18.	Wednesday, April 12, 2023	Discussion of proposed remuneration for 2023 and tantiem for fiscal year 2022													
	Attendance list	<table border="1"> <thead> <tr> <th>WI</th> <th>ANN</th> <th>AMS</th> <th>IS</th> <th>MRP</th> <th>RM</th> <th>SK</th> </tr> </thead> <tbody> <tr> <td>√</td> <td>-</td> <td>√</td> <td>-</td> <td>√</td> <td>√</td> <td>N/a</td> </tr> </tbody> </table>	WI	ANN	AMS	IS	MRP	RM	SK	√	-	√	-	√	√
WI	ANN	AMS	IS	MRP	RM	SK									
√	-	√	-	√	√	N/a									
19.	Wednesday, May 03, 2023	Feasibility and feasibility test (UKK) President Commissioner of PT Infrastruktur Telekomunikasi Indonesia													
	Attendance list	<table border="1"> <thead> <tr> <th>WI</th> <th>ANN</th> <th>AMS</th> <th>IS</th> <th>MRP</th> <th>RM</th> <th>SK</th> </tr> </thead> <tbody> <tr> <td>√</td> <td>√</td> <td>√</td> <td>√</td> <td>√</td> <td>√</td> <td>N/a</td> </tr> </tbody> </table>	WI	ANN	AMS	IS	MRP	RM	SK	√	√	√	√	√	√
WI	ANN	AMS	IS	MRP	RM	SK									
√	√	√	√	√	√	N/a									
20.	Thursday, May 04 2023	Feasibility and feasibility test (UKK) President Commissioner of PT Multimedia Nusantara (Telkom Metra)													
	Attendance list	<table border="1"> <thead> <tr> <th>WI</th> <th>ANN</th> <th>AMS</th> <th>IS</th> <th>MRP</th> <th>RM</th> <th>SK</th> </tr> </thead> <tbody> <tr> <td>√</td> <td>√</td> <td>√</td> <td>√</td> <td>√</td> <td>√</td> <td>N/a</td> </tr> </tbody> </table>	WI	ANN	AMS	IS	MRP	RM	SK	√	√	√	√	√	√
WI	ANN	AMS	IS	MRP	RM	SK									
√	√	√	√	√	√	N/a									
21.	Monday, May 08 2023	Feasibility and feasibility test (UKK) President Commissioner of PT Sigma Cipta Caraka (Telkom Sigma)													
	Attendance list	<table border="1"> <thead> <tr> <th>WI</th> <th>ANN</th> <th>AMS</th> <th>IS</th> <th>MRP</th> <th>RM</th> <th>SK</th> </tr> </thead> <tbody> <tr> <td>√</td> <td>√</td> <td>√</td> <td>√</td> <td>√</td> <td>√</td> <td>N/a</td> </tr> </tbody> </table>	WI	ANN	AMS	IS	MRP	RM	SK	√	√	√	√	√	√
WI	ANN	AMS	IS	MRP	RM	SK									
√	√	√	√	√	√	N/a									
22.	Tuesday, May 09 2023	Due diligence and feasibility (UKK) President Commissioner of PT Telekomunikasi Indonesia International													
	Attendance list	<table border="1"> <thead> <tr> <th>WI</th> <th>ANN</th> <th>AMS</th> <th>IS</th> <th>MRP</th> <th>RM</th> <th>SK</th> </tr> </thead> <tbody> <tr> <td>√</td> <td>√</td> <td>√</td> <td>√</td> <td>√</td> <td>√</td> <td>N/a</td> </tr> </tbody> </table>	WI	ANN	AMS	IS	MRP	RM	SK	√	√	√	√	√	√
WI	ANN	AMS	IS	MRP	RM	SK									
√	√	√	√	√	√	N/a									
23.	Wednesday, May 10 2023	Due diligence and feasibility (UKK) President Commissioner of PT Graha Sarana Duta													
	Attendance list	<table border="1"> <thead> <tr> <th>WI</th> <th>ANN</th> <th>AMS</th> <th>IS</th> <th>MRP</th> <th>RM</th> <th>SK</th> </tr> </thead> <tbody> <tr> <td>√</td> <td>√</td> <td>√</td> <td>√</td> <td>√</td> <td>√</td> <td>N/a</td> </tr> </tbody> </table>	WI	ANN	AMS	IS	MRP	RM	SK	√	√	√	√	√	√
WI	ANN	AMS	IS	MRP	RM	SK									
√	√	√	√	√	√	N/a									

No.	Date	Meetings Agenda/Discussion													
24.	Thursday, May 11 2023	Feasibility and feasibility test (UKK) President Commissioner of PT Telkom Data Ekosistem													
	Attendance list	<table border="1"> <thead> <tr> <th>WI</th> <th>ANN</th> <th>AMS</th> <th>IS</th> <th>MRP</th> <th>RM</th> <th>SK</th> </tr> </thead> <tbody> <tr> <td>√</td> <td>√</td> <td>√</td> <td>√</td> <td>√</td> <td>√</td> <td>N/a</td> </tr> </tbody> </table>	WI	ANN	AMS	IS	MRP	RM	SK	√	√	√	√	√	√
WI	ANN	AMS	IS	MRP	RM	SK									
√	√	√	√	√	√	N/a									
25.	Friday, May 12 2023	Due diligence and feasibility (UKK) President Commissioner of PT Metra-Net													
	Attendance list	<table border="1"> <thead> <tr> <th>WI</th> <th>ANN</th> <th>AMS</th> <th>IS</th> <th>MRP</th> <th>RM</th> <th>SK</th> </tr> </thead> <tbody> <tr> <td>√</td> <td>√</td> <td>√</td> <td>√</td> <td>√</td> <td>√</td> <td>N/a</td> </tr> </tbody> </table>	WI	ANN	AMS	IS	MRP	RM	SK	√	√	√	√	√	√
WI	ANN	AMS	IS	MRP	RM	SK									
√	√	√	√	√	√	N/a									
26.	Monday, May 15 2023	Appropriateness and feasibility test (UKK) Commissioner of PT Telkom Access													
	Attendance list	<table border="1"> <thead> <tr> <th>WI</th> <th>ANN</th> <th>AMS</th> <th>IS</th> <th>MRP</th> <th>RM</th> <th>SK</th> </tr> </thead> <tbody> <tr> <td>√</td> <td>√</td> <td>√</td> <td>√</td> <td>√</td> <td>√</td> <td>N/a</td> </tr> </tbody> </table>	WI	ANN	AMS	IS	MRP	RM	SK	√	√	√	√	√	√
WI	ANN	AMS	IS	MRP	RM	SK									
√	√	√	√	√	√	N/a									
27.	Monday, May 15 2023	Due diligence and feasibility (UKK) Commissioner of PT PINS Indonesia													
	Attendance list	<table border="1"> <thead> <tr> <th>WI</th> <th>ANN</th> <th>AMS</th> <th>IS</th> <th>MRP</th> <th>RM</th> <th>SK</th> </tr> </thead> <tbody> <tr> <td>√</td> <td>√</td> <td>√</td> <td>√</td> <td>√</td> <td>√</td> <td>N/a</td> </tr> </tbody> </table>	WI	ANN	AMS	IS	MRP	RM	SK	√	√	√	√	√	√
WI	ANN	AMS	IS	MRP	RM	SK									
√	√	√	√	√	√	N/a									
28.	Wednesday, May 17 2023	Due diligence and feasibility (UKK) Commissioner of PT Infrastruktur Telekomunikasi Indonesia (Infra)													
	Attendance list	<table border="1"> <thead> <tr> <th>WI</th> <th>ANN</th> <th>AMS</th> <th>IS</th> <th>MRP</th> <th>RM</th> <th>SK</th> </tr> </thead> <tbody> <tr> <td>√</td> <td>-</td> <td>√</td> <td>-</td> <td>√</td> <td>√</td> <td>N/a</td> </tr> </tbody> </table>	WI	ANN	AMS	IS	MRP	RM	SK	√	-	√	-	√	√
WI	ANN	AMS	IS	MRP	RM	SK									
√	-	√	-	√	√	N/a									
29.	Wednesday, May 17 2023	Feasibility and feasibility test (UKK) Director of Finance and Risk Management of PT Telkom Data Ekosistem													
	Attendance list	<table border="1"> <thead> <tr> <th>WI</th> <th>ANN</th> <th>AMS</th> <th>IS</th> <th>MRP</th> <th>RM</th> <th>SK</th> </tr> </thead> <tbody> <tr> <td>√</td> <td>-</td> <td>√</td> <td>-</td> <td>√</td> <td>√</td> <td>N/a</td> </tr> </tbody> </table>	WI	ANN	AMS	IS	MRP	RM	SK	√	-	√	-	√	√
WI	ANN	AMS	IS	MRP	RM	SK									
√	-	√	-	√	√	N/a									
30.	Friday, May 19 2023	Appropriateness and feasibility test (UKK) President Director of PT Telkom Access													
	Attendance list	<table border="1"> <thead> <tr> <th>WI</th> <th>ANN</th> <th>AMS</th> <th>IS</th> <th>MRP</th> <th>RM</th> <th>SK</th> </tr> </thead> <tbody> <tr> <td>√</td> <td>√</td> <td>-</td> <td>√</td> <td>√</td> <td>√</td> <td>N/a</td> </tr> </tbody> </table>	WI	ANN	AMS	IS	MRP	RM	SK	√	√	-	√	√	√
WI	ANN	AMS	IS	MRP	RM	SK									
√	√	-	√	√	√	N/a									
31.	Wednesday, May 24 2023	Due diligence and feasibility (UKK) Commissioner of PT Infrastruktur Telekomunikasi Indonesia (Infra)													
	Attendance list	<table border="1"> <thead> <tr> <th>WI</th> <th>ANN</th> <th>AMS</th> <th>IS</th> <th>MRP</th> <th>RM</th> <th>SK</th> </tr> </thead> <tbody> <tr> <td>√</td> <td>√</td> <td>-</td> <td>√</td> <td>-</td> <td>√</td> <td>N/a</td> </tr> </tbody> </table>	WI	ANN	AMS	IS	MRP	RM	SK	√	√	-	√	-	√
WI	ANN	AMS	IS	MRP	RM	SK									
√	√	-	√	-	√	N/a									
32.	Thursday, May 25 2023	Feasibility and feasibility test (UKK) Director of Operations of PT Infrastruktur Telekomunikasi Indonesia (Infra)													
	Attendance list	<table border="1"> <thead> <tr> <th>WI</th> <th>ANN</th> <th>AMS</th> <th>IS</th> <th>MRP</th> <th>RM</th> <th>SK</th> </tr> </thead> <tbody> <tr> <td>√</td> <td>√</td> <td>√</td> <td>√</td> <td>√</td> <td>√</td> <td>N/a</td> </tr> </tbody> </table>	WI	ANN	AMS	IS	MRP	RM	SK	√	√	√	√	√	√
WI	ANN	AMS	IS	MRP	RM	SK									
√	√	√	√	√	√	N/a									
33.	Thursday, May 25 2023	Appropriateness and feasibility test (UKK) Director of Human Capital and Strategy of PT Telkom Access													
	Attendance list	<table border="1"> <thead> <tr> <th>WI</th> <th>ANN</th> <th>AMS</th> <th>IS</th> <th>MRP</th> <th>RM</th> <th>SK</th> </tr> </thead> <tbody> <tr> <td>√</td> <td>√</td> <td>-</td> <td>√</td> <td>√</td> <td>√</td> <td>N/a</td> </tr> </tbody> </table>	WI	ANN	AMS	IS	MRP	RM	SK	√	√	-	√	√	√
WI	ANN	AMS	IS	MRP	RM	SK									
√	√	-	√	√	√	N/a									
34.	Friday, May 26 2023	Due Diligence and Feasibility (UKK) Director of Finance and Risk Management of PT Infrastruktur Telekomunikasi Indonesia													
	Attendance list	<table border="1"> <thead> <tr> <th>WI</th> <th>ANN</th> <th>AMS</th> <th>IS</th> <th>MRP</th> <th>RM</th> <th>SK</th> </tr> </thead> <tbody> <tr> <td>√</td> <td>√</td> <td>√</td> <td>√</td> <td>√</td> <td>√</td> <td>N/a</td> </tr> </tbody> </table>	WI	ANN	AMS	IS	MRP	RM	SK	√	√	√	√	√	√
WI	ANN	AMS	IS	MRP	RM	SK									
√	√	√	√	√	√	N/a									
35.	Friday, May 26 2023	Feasibility and Feasibility Test (UKK) Construction Director of PT Telkom Access													
	Attendance list	<table border="1"> <thead> <tr> <th>WI</th> <th>ANN</th> <th>AMS</th> <th>IS</th> <th>MRP</th> <th>RM</th> <th>SK</th> </tr> </thead> <tbody> <tr> <td>√</td> <td>√</td> <td>√</td> <td>√</td> <td>√</td> <td>√</td> <td>N/a</td> </tr> </tbody> </table>	WI	ANN	AMS	IS	MRP	RM	SK	√	√	√	√	√	√
WI	ANN	AMS	IS	MRP	RM	SK									
√	√	√	√	√	√	N/a									

CORPORATE GOVERNANCE

No.	Date	Meetings Agenda/Discussion													
36.	Monday, May 29 2023	Due diligence and feasibility (UKK) Business Director of PT Infrastruktur Telekomunikasi Indonesia													
	Attendance list	<table border="1"> <thead> <tr> <th>WI</th> <th>ANN</th> <th>AMS</th> <th>IS</th> <th>MRP</th> <th>RM</th> <th>SK</th> </tr> </thead> <tbody> <tr> <td>√</td> <td>√</td> <td>√</td> <td>√</td> <td>-</td> <td>√</td> <td>N/a</td> </tr> </tbody> </table>	WI	ANN	AMS	IS	MRP	RM	SK	√	√	√	√	-	√
WI	ANN	AMS	IS	MRP	RM	SK									
√	√	√	√	-	√	N/a									
37.	Monday, May 29 2023	Appropriateness and feasibility test (UKK) Operation Director of PT Telkom Access													
	Attendance list	<table border="1"> <thead> <tr> <th>WI</th> <th>ANN</th> <th>AMS</th> <th>IS</th> <th>MRP</th> <th>RM</th> <th>SK</th> </tr> </thead> <tbody> <tr> <td>√</td> <td>√</td> <td>-</td> <td>√</td> <td>√</td> <td>√</td> <td>N/a</td> </tr> </tbody> </table>	WI	ANN	AMS	IS	MRP	RM	SK	√	√	-	√	√	√
WI	ANN	AMS	IS	MRP	RM	SK									
√	√	-	√	√	√	N/a									
38.	Monday, June 26 2023	LTI implementation monitoring 2022-2024													
	Attendance list	<table border="1"> <thead> <tr> <th>WI</th> <th>ANN</th> <th>AMS</th> <th>IS</th> <th>MRP</th> <th>RM</th> <th>SK</th> </tr> </thead> <tbody> <tr> <td>√</td> <td>√</td> <td>√</td> <td>√</td> <td>√</td> <td>√</td> <td>N/a</td> </tr> </tbody> </table>	WI	ANN	AMS	IS	MRP	RM	SK	√	√	√	√	√	√
WI	ANN	AMS	IS	MRP	RM	SK									
√	√	√	√	√	√	N/a									
39.	Monday, July 10 2023	Appropriateness and feasibility test (UKK) Director of Technology PT Telekomunikasi Indonesia International													
	Attendance list	<table border="1"> <thead> <tr> <th>WI</th> <th>ANN</th> <th>AMS</th> <th>IS</th> <th>MRP</th> <th>RM</th> <th>SK</th> </tr> </thead> <tbody> <tr> <td>√</td> <td>√</td> <td>-</td> <td>√</td> <td>√</td> <td>√</td> <td>√</td> </tr> </tbody> </table>	WI	ANN	AMS	IS	MRP	RM	SK	√	√	-	√	√	√
WI	ANN	AMS	IS	MRP	RM	SK									
√	√	-	√	√	√	√									
40.	Thursday, July 20, 2023	Information update by Director of Finance and Risk Management of PT Telkom Access and Commissioner of PT Sigma Cipta Caraka													
	Attendance list	<table border="1"> <thead> <tr> <th>WI</th> <th>ANN</th> <th>AMS</th> <th>IS</th> <th>MRP</th> <th>RM</th> <th>SK</th> </tr> </thead> <tbody> <tr> <td>√</td> <td>√</td> <td>√</td> <td>√</td> <td>√</td> <td>-</td> <td>√</td> </tr> </tbody> </table>	WI	ANN	AMS	IS	MRP	RM	SK	√	√	√	√	√	-
WI	ANN	AMS	IS	MRP	RM	SK									
√	√	√	√	√	-	√									
41.	Tuesday, July 25, 2023	Discussion of transformation updates for the third quarter of 2023													
	Attendance list	<table border="1"> <thead> <tr> <th>WI</th> <th>ANN</th> <th>AMS</th> <th>IS</th> <th>MRP</th> <th>RM</th> <th>SK</th> </tr> </thead> <tbody> <tr> <td>√</td> <td>√</td> <td>√</td> <td>√</td> <td>√</td> <td>√</td> <td>√</td> </tr> </tbody> </table>	WI	ANN	AMS	IS	MRP	RM	SK	√	√	√	√	√	√
WI	ANN	AMS	IS	MRP	RM	SK									
√	√	√	√	√	√	√									
42.	Friday, August 11 2023	Discussion of proposed KPI Changes to Collegial Directors 2023													
	Attendance list	<table border="1"> <thead> <tr> <th>WI</th> <th>ANN</th> <th>AMS</th> <th>IS</th> <th>MRP</th> <th>RM</th> <th>SK</th> </tr> </thead> <tbody> <tr> <td>√</td> <td>-</td> <td>√</td> <td>√</td> <td>-</td> <td>√</td> <td>√</td> </tr> </tbody> </table>	WI	ANN	AMS	IS	MRP	RM	SK	√	-	√	√	-	√
WI	ANN	AMS	IS	MRP	RM	SK									
√	-	√	√	-	√	√									
43.	Tuesday, August 22 2023	Further discussion of proposed KPI Changes to the Collegial Board of Directors 2023													
	Attendance list	<table border="1"> <thead> <tr> <th>WI</th> <th>ANN</th> <th>AMS</th> <th>IS</th> <th>MRP</th> <th>RM</th> <th>SK</th> </tr> </thead> <tbody> <tr> <td>√</td> <td>√</td> <td>√</td> <td>√</td> <td>√</td> <td>√</td> <td>√</td> </tr> </tbody> </table>	WI	ANN	AMS	IS	MRP	RM	SK	√	√	√	√	√	√
WI	ANN	AMS	IS	MRP	RM	SK									
√	√	√	√	√	√	√									
44.	Tuesday, August 22 2023	Discussion of streamlining updates for the third quarter of 2023													
	Attendance list	<table border="1"> <thead> <tr> <th>WI</th> <th>ANN</th> <th>AMS</th> <th>IS</th> <th>MRP</th> <th>RM</th> <th>SK</th> </tr> </thead> <tbody> <tr> <td>√</td> <td>√</td> <td>√</td> <td>√</td> <td>-</td> <td>-</td> <td>√</td> </tr> </tbody> </table>	WI	ANN	AMS	IS	MRP	RM	SK	√	√	√	√	-	-
WI	ANN	AMS	IS	MRP	RM	SK									
√	√	√	√	-	-	√									
45.	Wednesday, August 23 2023	Due diligence and feasibility (UKK) Commissioner of PT Graha Sarana Duta													
	Attendance list	<table border="1"> <thead> <tr> <th>WI</th> <th>ANN</th> <th>AMS</th> <th>IS</th> <th>MRP</th> <th>RM</th> <th>SK</th> </tr> </thead> <tbody> <tr> <td>√</td> <td>√</td> <td>-</td> <td>√</td> <td>√</td> <td>√</td> <td>-</td> </tr> </tbody> </table>	WI	ANN	AMS	IS	MRP	RM	SK	√	√	-	√	√	√
WI	ANN	AMS	IS	MRP	RM	SK									
√	√	-	√	√	√	-									
46.	Thursday, August 24 2023	Appropriateness and feasibility test (UKK) Director of Finance and Risk Management of PT Sigma Cipta Caraka													
	Attendance list	<table border="1"> <thead> <tr> <th>WI</th> <th>ANN</th> <th>AMS</th> <th>IS</th> <th>MRP</th> <th>RM</th> <th>SK</th> </tr> </thead> <tbody> <tr> <td>√</td> <td>√</td> <td>√</td> <td>√</td> <td>√</td> <td>-</td> <td>√</td> </tr> </tbody> </table>	WI	ANN	AMS	IS	MRP	RM	SK	√	√	√	√	√	-
WI	ANN	AMS	IS	MRP	RM	SK									
√	√	√	√	√	-	√									

No.	Date	Meetings Agenda/Discussion						
47.	Friday, September 01 2023	Appropriateness and feasibility test (UKK) Director of Finance and Risk Management of PT Sigma Cipta Caraka						
	Attendance list	WI	ANN	AMS	IS	MRP	RM	SK
		√	√	√	√	√	-	√
48.	Friday, September 15 2023	Discussion of performance targets and LTI Grand 2						
	Attendance list	WI	ANN	AMS	IS	MRP	RM	SK
		√	√	√	√	√	√	√
49.	Wednesday, September 20 2023	Further discussion of performance targets and LTI Grand 2						
	Attendance list	WI	ANN	AMS	IS	MRP	RM	SK
		√	-	√	√	-	√	√
50.	Friday, October 06 2023	Discussion of proposals/recommendations for candidates for Commissioner of PT Telkom Access						
	Attendance list	WI	ANN	AMS	IS	MRP	RM	SK
		√	√	√	√	√	√	√
51.	Friday, October 06 2023	Discussion of proposals/recommendations for President Commissioner candidates of PT Dayamitra Telekomunikasi Tbk						
	Attendance list	WI	ANN	AMS	IS	MRP	RM	SK
		√	√	√	√	√	√	√
52.	Wednesday, October 11 2023	Discussion of Individual KPIs of the Board of Directors 2023						
	Attendance list	WI	ANN	AMS	IS	MRP	RM	SK
		√	√	√	√	√	-	√
53.	Monday, October 30 2023	Further discussion of the 2023 Board of Directors' Individual KPI						
	Attendance list	WI	ANN	AMS	IS	MRP	RM	SK
		√	√	√	√	√	√	-
54.	Tuesday, October 31, 2023	Discussion of transformation updates for the fourth quarter of 2023						
	Attendance list	WI	ANN	AMS	IS	MRP	RM	SK
		√	-	√	-	√	-	-
55.	Monday, 13 November 2023	2024 tantiem budget consultation						
	Attendance list	WI	ANN	AMS	IS	MRP	RM	SK
		√	√	√	√	√	√	√
56.	Thursday, November 23, 2023	Discussion of streamlining updates for the fourth quarter of 2023						
	Attendance list	WI	ANN	AMS	IS	MRP	RM	SK
		√	-	√	√	√	-	√
57.	Monday, 11 December 2023	Discussion of KPI KNR 2023 and proposed KPI KNR 2024						
	Attendance list	WI	ANN	AMS	IS	MRP	RM	SK
		√	√	√	√	√	-	√

Remark:

WI Wawan Iriawan
ANN Abdi Negara Nurdin
AMS Arya Mahendra Sinulingga
IS Ismail

MRP Marcelino Rumambo Pandin
RM Rizal Malarangeng
SK Silmy Karim (appointed at June 27, 2023)

Committee for Nomination and Remuneration's Meeting Attendance in 2023

No.	Name	Total of Meetings	Total of Attendance	Percentage of Attendance (%)
1.	Wawan Iriawan	57	57	100
2.	Abdi Negara Nurdin	57	47	82
3.	Arya Mahendra Sinulingga	57	47	82
4.	Ismail	57	49	86
5.	Marcelino Rumambo Pandin	57	47	82
6.	Rizal Malarangeng	57	48	84

* Served at June 27, 2023

KNR'S EDUCATION AND TRAINING

Given that all members of Committee for Nomination and Remuneration are the Board of Commissioners, an explanation of education and training can be seen in the profile section of the Board of Commissioners in this Annual Report.

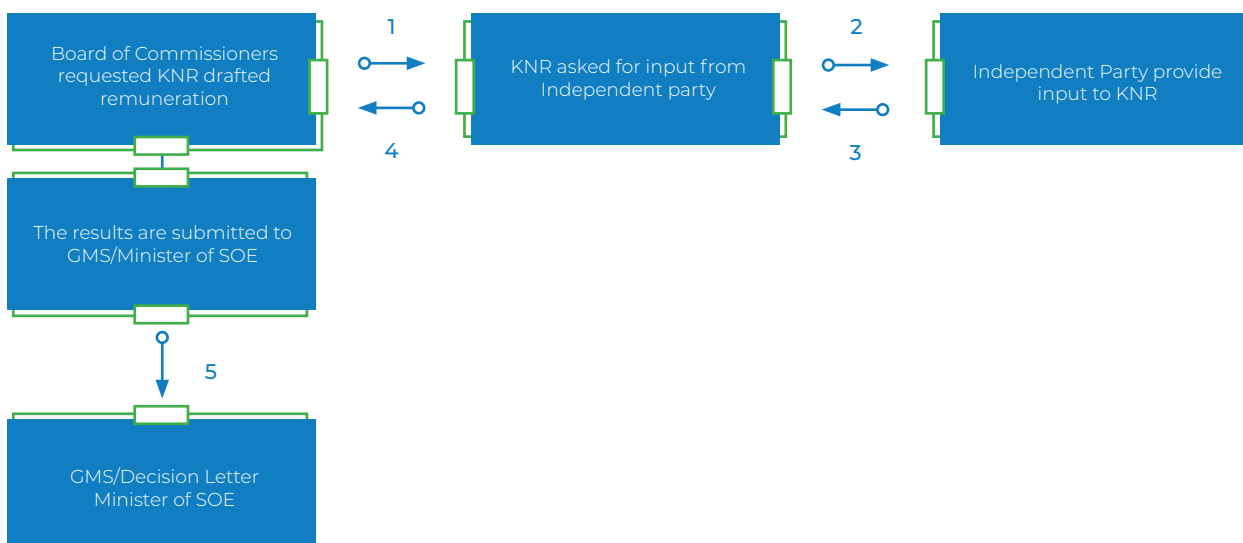
REMUNERATION OF THE BOARD OF COMMISSIONERS AND THE BOARD OF DIRECTORS

The remuneration policy for the Telkom Board of Commissioners is determined based on the SOE Minister's

Regulation No. PER-3/MBU/03/2023 dated March 20, 2023 regarding Organs and Human Resources of State-Owned Enterprises. In accordance with these regulations, the remuneration of the Board of Commissioners has components consisting of:

1. Salary/Honorarium;
2. Allowance, which consists of:
 - a. Holiday allowance;
 - b. Transportation allowance;
 - c. Retirement insurance.
3. Facilities, which consist of:
 - a. Medical facility;
 - b. Legal aid facilities.
4. Tantiem/Performance Incentive, where additional Tantiem can be given in the form of a Long Term Incentive (LTI).

REMUNERATION OF THE BOARD OF COMMISSIONERS AND THE BOARD OF DIRECTORS



Furthermore, the procedure for proposing up to the determination of the remuneration of Telkom's Board of Commissioners and Board of Directors are explained as follows:

1. The Board of Commissioners requests the KNR to draft a remuneration proposal for the Board of Commissioners and the Board of Directors.
2. If needed, Committee for Nomination and Remuneration can request an independent party to draw up a framework on the remuneration of the Board of Commissioner and the Board of Directors.
3. The Committee for Nomination and Remuneration proposes the remuneration framework referred to to the Board of Commissioners.
4. The Board of Commissioners proposes remuneration for the Board of Commissioners and the Board of Directors to GMS.

5. The GMS can give authority and power to the Board of Commissioners, with the prior approval of Series A Dwiwarna Shareholders to determine the remuneration for Board of Commissioners and the Board of Directors.

In 2023, the Minister of SOE issued Regulation of the Minister of State-Owned Enterprises No. Per-3/MBU/03/2023 regarding Organs and Human Resources of State-Owned Enterprises (Minister Regulation 3 of SOE). Telkom has confirmed the implementation of Minister Regulation 3 of SOE in Telkom areas through the GMS Resolution for the 2022 financial year. One of the things regulated in the Minister of State-Owned Enterprises Regulation No. Per-3/MBU/03/2023 regarding Organs and Human Resources of State-Owned Enterprises is the provision for postponing the payment of part of the *tantiem*, and Long Term Incentive (LTI) to the Board of Directors and Board of Commissioners.

Remuneration Acceptance of the Board of Commissioners

The total remuneration paid by Telkom in 2023 to all Board of Directors who served in the 2023 and the previous period is Rp154,183billion. The following table presents details of the remuneration for the Board of Directors in 2023.

Board of Commissioners' Recapitulation of Remuneration 2023

No.	Board of Commissioners	Position	Salary	Religious Holiday Allowance (THR)	Transport Allowance	Tantiem Financial Year 2022	Total
						Rp billion	
1.	Bambang P. S. Brodjonegoro	President Commissioner/ Independent Commissioner	2,349,000,000	195,750,000	469,800,000	9,356,163,050	12,370,713,050
2.	Bono Daru Adji	Independent Commissioner	2,114,100,000	176,175,000	422,820,000	8,446,270,721	11,159,365,721
3.	Abdi Negara Nurdin	Independent Commissioner	2,114,100,000	176,175,000	422,820,000	8,446,237,979	11,159,332,979
4.	Wawan Iriawan	Independent Commissioner	2,114,100,000	176,175,000	422,820,000	8,446,174,292	11,159,269,292
5.	Arya Mahendra Sinulingga	Independent Commissioner	2,114,100,000	176,175,000	422,820,000	8,446,270,721	11,159,365,721
6.	Isa Rachmatarwata	Commissioner	2,114,100,000	176,175,000	422,820,000	8,446,367,150	11,159,462,150
7.	Ismail	Commissioner	2,114,100,000	176,175,000	422,820,000	8,446,367,150	11,159,462,150
8.	Marcelino Rumambo Pandin	Commissioner	2,114,100,000	176,175,000	422,820,000	8,446,367,150	11,159,462,150
9.	Rizal Mallarangeng	Commissioner	2,114,100,000	176,175,000	422,820,000	8,446,045,122	11,159,140,122
10.	Silmy Karim ⁽¹⁾	Commissioner	1,244,199,194	-	248,839,839	-	1,493,039,033
	Total		20,505,999,194	1,605,150,000	4,101,199,839	76,926,263,335	103,138,612,368

Remark:

(1) Remuneration 30 May 2023 – 31 December 2023

Remuneration Acceptance of the Board of Directors

The total remuneration paid by Telkom in 2023 to all Board of Commissioners who served in the 2023 and the previous period is Rp198,197 billion. The following table presents details of the remuneration for the Board of Commissioners in 2023.

Board of Directors' Recapitulation of Remuneration 2023

No.	Directors	Position	Honorarium	Other Allowance		Tantien	Total
				Religious Holiday Allowance	Housing Allowance		
Rp million							
1.	Ririek Adriansyah	President Director	5,220,000,000	435,000,000	300,000,000	20,757,628,373	26,712,628,373
2.	Afriwandi	Director of HCM	4,437,000,000	369,750,000	300,000,000	17,643,984,117	22,750,734,117
3.	Heri Supriadi	Director of KMR	4,437,000,000	369,750,000	300,000,000	17,643,984,117	22,750,734,117
4.	FM Venusiana R.	Director of EBIS	4,437,000,000	369,750,000	300,000,000	17,643,984,117	22,750,734,117
5.	Herlan Wijanarko	Director of NITS	4,437,000,000	369,750,000	300,000,000	17,643,984,117	22,750,734,117
6.	Muhamad Fajrin Rasyid	Director of DB	4,437,000,000	369,750,000	300,000,000	17,643,984,117	22,750,734,117
7.	Budi Setyawan Wijaya	Director of SP	4,437,000,000	369,750,000	300,000,000	17,643,984,117	22,750,734,117
8.	Bogi Witjaksono	Director of WINS	4,437,000,000	369,750,000	300,000,000	17,643,984,117	22,750,734,117
9.	Honesti Basyir ⁽¹⁾	Director of GBD	2,611,282,258	-	176,612,903	-	2,787,895,161
10.	Edi Witjara ⁽²⁾	Director of EBIS	-	-	-	9,442,199,995	9,442,199,995
Total			38,890,282,258	3,023,250,000	2,576,612,903	153,707,717,187	198,197,862,348

Remark:

(1) Term of Office since May 30, 2023 according to the results of the 2023 Telkom AGMS.

(2) Has not served since July 8, 2022.

COMMITTEE FOR PLANNING AND RISK EVALUATION AND MONITORING

Telkom has a Committee for Planning and Risk Evaluation and Monitoring (KEMPR) to assist the Board of Commissioners in evaluating and monitoring Company planning and risk management. This aligns with the Company's commitment to improving the quality of corporate planning and ensuring the effectiveness of implementing enterprise risk management.

KEMPR'S SCOPE, DUTIES, AND RESPONSIBILITIES

KEMPR's duties and responsibilities are regulated in the Committee for Risk and Planning Monitoring and Evaluation Charter, which is established based on Resolution of Board of Commissioners No. 13/KEP/DK/2021 dated November 29, 2021 regarding Work Implementation Guidelines (Charter) for the Committee for Planning and Risk Evaluation and Monitoring of the Company (Persero) PT Telekomunikasi Indonesia Tbk. The guidelines regulate:

1. The establishment and the appointment of its members;
2. The structure and requirements of membership, duties, responsibilities, and authority; and
3. The scope of work, meetings, reporting, a term of office, and funding.

Then, the scope, duties, and responsibilities of KEMPR in helping the Board of Commissioners oversee the course of the Telkom which are:

1. Conduct a comprehensive evaluation of the proposed Telkom's Long-Term Plan (RJPP), Corporate Strategic Scenario (CSS), and Telkom's Budget Work Plan (RKAP) submitted by the Board of Directors;
2. To evaluate the implementation of RJPP, CSS, and RKAP to assess whether the implantation is in line with the target of RJPP, CSS, and RKAP which has been approved by the Board of Commissioners; and
3. Monitoring the implementation of enterprise risk management and project risk management, especially for projects whose implementation is through the approval of the Board of Commissioners.

KEMPR'S COMPOSITION

Based on the Resolution of the Board of Commissioners No. 06/KEP/DK/2023 dated June 27, 2023 regarding Membership Composition of the Committee for Risk Planning Evaluation and Monitoring of PT Telekomunikasi Indonesia Tbk, the composition of KEMPR members is as follows:

Committee for Planning and Risk Evaluation and Monitoring's Composition as of December 31, 2023

Position	Name and Double Position Status	Basis of Appointment	Term of Service
Chairman	Arya Mahendra Sinulingga* Commissioner	Resolution of the Board of Commissioners No. 07/KEP/DK/2021 dated June 8, 2021, and updated with No. 06/KEP/DK/2023 dated June 27, 2023.	May 28, 2021 - Present
Members	Bambang P. S. Brodjonegoro* Commissioner/Independent Commissioner	Resolution of the Board of Commissioners No. 07/KEP/DK/2021 dated June 8, 2021, and updated with No. 06/KEP/DK/2023 dated June 27, 2023.	May 28, 2021 - Present
	Bono Daru Adji* Independent Commissioner	Resolution of the Board of Commissioners No. 07/KEP/DK/2021 dated June 8, 2021, and updated with No. 06/KEP/DK/2023 dated June 27, 2023.	May 28, 2021 - Present
	Isa Rachmatarwata* Commissioner	Resolution of the Board of Commissioners No. 07/KEP/DK/2021 dated June 8, 2021, and updated with No. 06/KEP/DK/2023 dated June 27, 2023.	May 28, 2021 - Present
	Ismail* Commissioner	Resolution of the Board of Commissioners No. 05/KEP/DK/2019 dated May 29, 2019, and updated with No. 06/KEP/DK/2023 dated June 27, 2023.	May 28, 2019 - Present
	Rizal Mallarangeng* Commissioner	Resolution of the Board of Commissioners No. 11/KEP/DK/2020 dated June 29, 2020, and updated with No. 06/KEP/DK/2023 dated June 27, 2023.	June 29, 2020 - Present
	Silmy Karim* Commissioner	Resolution of the Board of Commissioners No. 06/KEP/DK/2023 dated June 27, 2023.	June 27, 2023 - Present
	Siswa Rizali Independent Member	Resolution of the Board of Commissioners No. 11/KEP/DK/2020 dated August 02, 2021, and updated with No. 06/KEP/DK/2023 dated June 27, 2023.	August 2, 2021 - Present
	Janson Independent Member	Resolution of the Board of Commissioners No 01/KEP/DK/2023 dated March 20, 2023, and updated with Resolution of the Board of Commissioners No06/KEP/DK/2023 dated June 27, 2023.	March 20, 2023 - Present

Remark:

* Profile of KEMPR members from the Board of Commissioners can be seen on Profile of the Board of Commissioners.

KEMPR'S MEMBER PROFILE WHO ARE NOT BOARD OF COMMISSIONERS'S MEMBER

SISWA RIZALI

Independent Member

Age

51 years old

Nationality

Indonesian

Domicile

South Tangerang, Indonesia

Education Background

- 2002 Master of Social Sciences (Economics), National University of Singapore, Singapura.
- 1996 Bachelor Degree in Economics, Universitas Indonesia, Indonesia.

Basis of Appointment

Resolution of the Board of Commissioners No. 09/KEP/DK/2021 dated August 02, 2021 regarding Membership Composition of Committee for Planning and Risk Evaluation and Monitoring of the Company (Persero) PT Telekomunikasi Indonesia, Tbk as later amended and updated with the latest update through Resolution of the Board of Commissioners No. 06/KEP/DK/2023 dated June 27, 2023 regarding Membership Composition of Committee for Planning and Risk Evaluation and Monitoring of the Company (Persero) PT Telekomunikasi Indonesia, Tbk.

Term of Office

August 2, 2021 up to present.

Duties and Responsibilities

Together with other KEMPR members, it is tasked with evaluating the proposed Telkom Long Term Plan (RJPP), Corporate Strategic Scenario (CSS), and Telkom Budget Activity Plan (RKAP) submitted by the Board of Directors, evaluating the implementation of RJPP, CSS, and RKAP, and supervising the implementation of Telkom's enterprise risk management and Telkom's project risk management.

Career Experiences

- 2021 - Present Member of Committee for Planning and Risk Evaluation and Monitoring (KEMPR)
- 2019 - 2021 Investment and Placement Committee, Badan Pengelola Keuangan Haji.
- 2015 - 2018 Director of Investment, PT Asanusa Asset Management.

Certificates and Professional Licenses

- 2022 Certified Risk Professional (CRP) by Association of Indonesian Capital Market Professional.
- 2008 Investment Manager Representative Certificate.

JANSON

Independent Member

Age

49 years old

Nationality

Indonesian

Domicile

South Tangerang, Indonesia

Education Background

- 1998 Bachelor of Science, Finance, University of Maryland, College Park, U.S.A.

Basis of Appointment

Resolution of the Board of Commissioners No 01/KEP/DK/2023 dated March 20, 2023 regarding the Composition of Membership of the Risk Planning Evaluation and Monitoring Committee of the Company (Persero) PT Telekomunikasi Indonesia Tbk as subsequently amended and updated with the latest update through Resolution of the Board of Commissioners No 06/KEP/ DK/2023 dated June 27, 2023, regarding Membership Composition of the Risk Planning Evaluation and Monitoring Committee of the Company (Persero) PT Telekomunikasi Indonesia Tbk.

Term of Office

March 20, 2023 – up to present

Duties and Responsibilities

Together with other KEMPR members, they are tasked with evaluating the proposed Telkom Long Term Plan (RJPP), Corporate Strategic Scenario (CSS), and Telkom Budget Work Plan (RKAP) submitted by the Board of Directors, evaluating the implementation of RJPP, CSS, and RKAP, as well as conducting supervising the implementation of Telkom's enterprise risk management and project risk management.

Career Experiences

- 2023 - Present Member of Committee for Planning and Risk Evaluation and Monitoring.
- 2021 - 2022 Senior Corporate Finance, PT ASLI RI
- 2020 - 2021 SVP Equity Research, PT Kanaka Hita Solvera.
- 2017 – 2019 SVP Equity Division and Research, PT Royal Investium Sekuritas.
- 2013 – 2016 Head of Institutional Equity, PT MNC Sekuritas.

Certificates and Professional Licenses

- 2023 Certified Risk Professional (CRP) by Association of Indonesian Capital Market Professional.
- 2019 *Sertifikat Wakil Manajer Investasi*, Financial Service Authority.
- 2021 *Sertifikat Wakil Perantara Pedagang Efek*, Financial Service Authority.

KEMPR'S INDEPENDENCE

KEMPR members are required to fulfill the independence aspect in carrying out their duties in accordance with the terms and conditions stated in the Resolution of the Board of Commissioners No. 13/KEP/DK/2021 dated November 29, 2021 regarding Work Implementation Guidelines (Charter) for the Committee for Planning and Risk Evaluation and Monitoring of the Company (Persero) PT Telekomunikasi Indonesia Tbk.

KEMPR'S PERFORMANCE AND IMPLEMENTATION ACTIVITIES

1, Telkom Long Term Plan (RJPP) and Corporate Strategic Scenario (CSS)

a. Focus on Monitoring Implementation of RJPP 2020-2024 and CSS 2023-2025

- Update/renewal of Telkom's RJPP for 2020-2024, which includes changes to priority initiatives, KPI aspirations & targets, accountability for priority initiatives, and implementation of a timeline adjusted to current developments in the Telecommunications business and industry situation.
- CSS Changes (CSS-P) for 2023 – 2025 is a follow-up to the results of the annual GMS of PT Telkom Indonesia (Persero) Tbk on May 30, 2023, especially regarding the approval of the separation of the Indihome business segment from Telkomsel and changes to the nomenclature of positions for members of the Board of Directors (removal of the Director Consumer Service and the addition of a Director Group Business Development). Apart from that, there is a sharpening of the strategy and roadmap related to the plan to establish Infraco.
- CSS for 2024 – 2026 is adjusted to the five bold moves initiative and industry benchmarks.
- Improved business performance, digital platforms & services.

b. Evaluation of 2024-2026 CSS Proposals

- Ensure that the post-FMC transition process runs smoothly by taking anticipatory and mitigating steps towards potential risks that arise and ensuring the quality of business processes and services to customers runs well.

- Increase TelkomGroup readiness to face challenges in the B2B business and the need for a clear division of roles in B2B business management between related units in the TelkomGroup.
 - In implementing each stage in the development of the 5 Bold Moves, especially for InfraCo and DigiCo, it is necessary to ensure that the critical assumptions in each initiative are met and running well.
 - Ensure that the Group Business Development (GBD) Directorate provides added value in accelerating and improving the performance of TelkomGroup's new engine growth.
 - It is necessary to sharpen the strategy in the Five Bold Moves initiative to provide a higher financial impact than at present, based on evaluations and benchmarks against other companies in the domestic or global scope.
- #### c. Evaluation of 2024-2026 CSS Proposals
- Preparation of business targets, especially those related to B2B IT Services, so that they are carried out realistically and in stages per Company conditions developments.
 - In preparing the Company's strategic planning documents to optimize the market intelligence function and utilize the information obtained to enrich the analysis of competitors and sharpen the formulation of business strategy in dealing with competitors.
 - Ensure that the execution carried out can run well and achieve the targets that have been set.

2. Telkom Work Plan and Budget, as well as Capital Expenditures

a. Focus on Monitoring the Implementation of the 2023 RKAP and Capital Expenditures

- Increasing the competitiveness of the IndiHome business and transferring the IndiHome business to Telkomsel as an implementation of the FMC initiative.
- Ready to implement B2B IT Services and digital product portfolio as Telkom's transformation after transferring the IndiHome business to FMC.
- TelkomGroup Performance Improvement.
- Increasing profitability, efficiency, and timeliness in capex deployment, including ensuring anticipation and risk mitigation for potential delays in capex deployment.
- Strengthening Enterprise Risk Management to oversee five bold moves.

b. Evaluation of the 2024 RKAP and Capital Expenditure Proposals

- The future state of network architecture will receive more attention to increasing sustainable value creation in developing digital ecosystems and continuing the transformation of society based on digital-ready organizations to fulfill shareholder aspirations (APS).
- Increase the productivity of Human Resources (HR) to create superior and professional human resources to maintain technological leadership in connectivity, support Indonesia's digital innovation, provide digital solutions, and improve ecosystem digital services to the community.
- Use of capex that is right on target and optimal and ensures the creation of efficiency in capex deployment through thoughtful capex planning so that there is no duplication of capex in the TelkomGroup and strives to increase the level of domestic content (TKDN).
- Ensure a more aggressive increase in customer acquisition by sharpening the GoTo Market strategy through external hiring to strengthen external revenue.
- Ensure regional Telkom readiness in implementing B2B IT Services products and digital product portfolio.
- Focusing on strategic partnerships for Telkom businesses.
- Ensure that the execution of the five bold moves goes according to the plans that have been prepared.
- Acceleration of the digitalization process and standardization of agreements with customers.
- Anticipate non-terrestrial network (NTN) technologies such as LEO satellites (Starlink, OneWeb).
- Increase maturity and readiness in implementing cybersecurity within Telkom (parent) and the Telkom's subsidiaries.

3. Telkom Risk Management (Enterprise Risk Management/ERM)

Based on monitoring of the Telkom's risk profile, there are three things that receive attention, specifically:

- a. Implementation of risk management both within the scope of the Company and on strategic projects.
- b. Improving the quality of ERM implementation in Subsidiaries.
- c. Preparation and calculation of the Telkom Group Risk Profile.
- d. Telkom Group's compliance with SOE Ministerial Regulation No. 2 of 2023 regarding Implementation of Risk Management in SOEs.

4. Certain Actions of the Board of Directors that Require the Approval of the Board of Commissioners

During 2022 KEMPR has assisted the Board of Commissioners in reviewing strategic plan proposals submitted by the Board of Directors, including the following projects:

- a. Strategic Fit Project Grand, including the continued development of HDC Cikarang campus 1 (floors 2-4) and campus 2 (floor 1), and the Telin Singapore Data Center consolidation to TDE.
- b. Batam Data Center Initiative Final Approval.
- c. Final Approval Project FMC (Fix Mobile Convergence) Speed 2.
- d. Final Approval Project Grand, namely the continued construction of HDC Cikarang campus 1 (floors 2-4) and campus 2 (floor 1), as well as the consolidation of the Telin Singapore Data Center to TDE.
- e. Final Approval Project Infraco, namely establishing a New Telkom Subsidiary as an InfraCo-FiberCo Entity and approval of an Equity Call for PT Telkom Infrastruktur Indonesia.
- f. Approval to Write Off Bad Debts in 2023.
- g. Release Capex phase 1 RKAP 2024.

KEMPR'S MEETING

KEMPR Telkom has held 23 Committee meetings throughout 2023, with the attendance level of KEMPR members as follows:

No.	Date	Meetings Agenda/Discussion								
1.	Wednesday, January 4, 2023	Discussion of Strategic Fit Project Grand								
	Attendance List	AMS	BPSB	BDA	IR	IS	RM	SK	SR	JN
		√	√	√	√	√	√	N/a	√	N/a
2.	Friday, January 20, 2023	Batam Data Center Initiative Approval Discussion								
	Attendance List	AMS	BPSB	BDA	IR	IS	RM	SK	SR	JN
		√	√	√	√	√	√	N/a	√	N/a
3.	Friday, March 10, 2023	Risk Management Implementation								
	Attendance List	AMS	BPSB	BDA	IR	IS	RM	SK	SR	JN
		√	√	√	√	√	√	N/a	√	√
4.	March 8, 13, 17, 21, 2023	FMC Discussion for Financial, Legal & Risk, Network & IT, HR, Marketing & Communication Aspects								
	Attendance List	AMS	BPSB	BDA	IR	IS	RM	SK	SR	JN
		√	√	√	√	√	√	N/a	√	√
5.	Monday, April 10, 2023	Discussion of RJPP Draft Update								
	Attendance List	AMS	BPSB	BDA	IR	IS	RM	SK	SR	JN
		√	√	√	√	√	√	N/a	√	√
6.	Monday, April 17, 2023	Telkom Infra Performance Monitoring								
	Attendance List	AMS	BPSB	BDA	IR	IS	RM	SK	SR	JN
		√	√	√	√	√	√	N/a	√	√
7.	Friday, May 05, 2023	TDE Performance Monitoring								
	Attendance List	AMS	BPSB	BDA	IR	IS	RM	SK	SR	JN
		√	√	√	√	√	√	N/a	√	√
8.	Wednesday, May 17, 2023	Final Approval Project Grand Discussion								
	Attendance List	AMS	BPSB	BDA	IR	IS	RM	SK	SR	JN
		√	√	√	√	√	√	N/a	√	√
9.	Friday, May 26, 2023	Telkom Metra Performance Monitoring								
	Attendance List	AMS	BPSB	BDA	IR	IS	RM	SK	SR	JN
		√	√	√	√	√	√	N/a	√	√
10.	June 06, 19, 20, 21, 22, 2023	The Telkom's Work Plan and Budget Changes (RKAP-P) for 2023								
	Attendance List	AMS	BPSB	BDA	IR	IS	RM	SK	SR	JN
		√	√	√	√	√	√	N/a	√	√
11.	Wednesday, August 09 2023	PINS Performance Monitoring								
	Attendance List	AMS	BPSB	BDA	IR	IS	RM	SK	SR	JN
		√	√	√	√	√	√	√	√	√

No.	Date	Meetings Agenda/Discussion																	
12.	Wednesday, August 23, 2023	CSS Discussion 2024 - 2026																	
	Attendance List	<table border="1"> <thead> <tr> <th>AMS</th> <th>BPSB</th> <th>BDA</th> <th>IR</th> <th>IS</th> <th>RM</th> <th>SK</th> <th>SR</th> <th>JN</th> </tr> </thead> <tbody> <tr> <td>√</td> <td>√</td> <td>√</td> <td>√</td> <td>√</td> <td>√</td> <td>√</td> <td>√</td> <td>√</td> </tr> </tbody> </table>	AMS	BPSB	BDA	IR	IS	RM	SK	SR	JN	√	√	√	√	√	√	√	√
AMS	BPSB	BDA	IR	IS	RM	SK	SR	JN											
√	√	√	√	√	√	√	√	√											
13.	Thursday, August 24, 2023	Telin Performance Monitoring																	
	Attendance List	<table border="1"> <thead> <tr> <th>AMS</th> <th>BPSB</th> <th>BDA</th> <th>IR</th> <th>IS</th> <th>RM</th> <th>SK</th> <th>SR</th> <th>JN</th> </tr> </thead> <tbody> <tr> <td>√</td> <td>√</td> <td>√</td> <td>√</td> <td>√</td> <td>√</td> <td>√</td> <td>√</td> <td>√</td> </tr> </tbody> </table>	AMS	BPSB	BDA	IR	IS	RM	SK	SR	JN	√	√	√	√	√	√	√	√
AMS	BPSB	BDA	IR	IS	RM	SK	SR	JN											
√	√	√	√	√	√	√	√	√											
14.	Friday, August 25, 2023	Discussion of Strategic Fit Approval for Project Conversion																	
	Attendance List	<table border="1"> <thead> <tr> <th>AMS</th> <th>BPSB</th> <th>BDA</th> <th>IR</th> <th>IS</th> <th>RM</th> <th>SK</th> <th>SR</th> <th>JN</th> </tr> </thead> <tbody> <tr> <td>√</td> <td>√</td> <td>√</td> <td>√</td> <td>√</td> <td>√</td> <td>√</td> <td>√</td> <td>√</td> </tr> </tbody> </table>	AMS	BPSB	BDA	IR	IS	RM	SK	SR	JN	√	√	√	√	√	√	√	√
AMS	BPSB	BDA	IR	IS	RM	SK	SR	JN											
√	√	√	√	√	√	√	√	√											
15.	Thursday, September 14, 2023	Final Approval Project Grand Discussion (Consolidation of Telin SG to TDE)																	
	Attendance List	<table border="1"> <thead> <tr> <th>AMS</th> <th>BPSB</th> <th>BDA</th> <th>IR</th> <th>IS</th> <th>RM</th> <th>SK</th> <th>SR</th> <th>JN</th> </tr> </thead> <tbody> <tr> <td>√</td> <td>√</td> <td>√</td> <td>√</td> <td>√</td> <td>√</td> <td>√</td> <td>√</td> <td>√</td> </tr> </tbody> </table>	AMS	BPSB	BDA	IR	IS	RM	SK	SR	JN	√	√	√	√	√	√	√	√
AMS	BPSB	BDA	IR	IS	RM	SK	SR	JN											
√	√	√	√	√	√	√	√	√											
16.	Monday, September 18, 2023	Final Approval Project infraco (Establishment of Infraco Subsidiary)																	
	Attendance List	<table border="1"> <thead> <tr> <th>AMS</th> <th>BPSB</th> <th>BDA</th> <th>IR</th> <th>IS</th> <th>RM</th> <th>SK</th> <th>SR</th> <th>JN</th> </tr> </thead> <tbody> <tr> <td>√</td> <td>√</td> <td>√</td> <td>√</td> <td>√</td> <td>√</td> <td>√</td> <td>√</td> <td>√</td> </tr> </tbody> </table>	AMS	BPSB	BDA	IR	IS	RM	SK	SR	JN	√	√	√	√	√	√	√	√
AMS	BPSB	BDA	IR	IS	RM	SK	SR	JN											
√	√	√	√	√	√	√	√	√											
17.	Thursday, October 12, 2023	Telkomsat Performance Monitoring																	
	Attendance List	<table border="1"> <thead> <tr> <th>AMS</th> <th>BPSB</th> <th>BDA</th> <th>IR</th> <th>IS</th> <th>RM</th> <th>SK</th> <th>SR</th> <th>JN</th> </tr> </thead> <tbody> <tr> <td>√</td> <td>√</td> <td>√</td> <td>√</td> <td>√</td> <td>√</td> <td>√</td> <td>√</td> <td>√</td> </tr> </tbody> </table>	AMS	BPSB	BDA	IR	IS	RM	SK	SR	JN	√	√	√	√	√	√	√	√
AMS	BPSB	BDA	IR	IS	RM	SK	SR	JN											
√	√	√	√	√	√	√	√	√											
18.	October 23-21 and November 01-03, 2023	The Telkom's Work Plan and Budget for 2024																	
	Attendance List	<table border="1"> <thead> <tr> <th>AMS</th> <th>BPSB</th> <th>BDA</th> <th>IR</th> <th>IS</th> <th>RM</th> <th>SK</th> <th>SR</th> <th>JN</th> </tr> </thead> <tbody> <tr> <td>√</td> <td>√</td> <td>√</td> <td>√</td> <td>√</td> <td>√</td> <td>√</td> <td>√</td> <td>√</td> </tr> </tbody> </table>	AMS	BPSB	BDA	IR	IS	RM	SK	SR	JN	√	√	√	√	√	√	√	√
AMS	BPSB	BDA	IR	IS	RM	SK	SR	JN											
√	√	√	√	√	√	√	√	√											
19.	Thursday, November 23, 2023	Risk Management Monitoring																	
	Attendance List	<table border="1"> <thead> <tr> <th>AMS</th> <th>BPSB</th> <th>BDA</th> <th>IR</th> <th>IS</th> <th>RM</th> <th>SK</th> <th>SR</th> <th>JN</th> </tr> </thead> <tbody> <tr> <td>√</td> <td>√</td> <td>√</td> <td>√</td> <td>√</td> <td>-</td> <td>√</td> <td>√</td> <td>√</td> </tr> </tbody> </table>	AMS	BPSB	BDA	IR	IS	RM	SK	SR	JN	√	√	√	√	√	-	√	√
AMS	BPSB	BDA	IR	IS	RM	SK	SR	JN											
√	√	√	√	√	-	√	√	√											
20.	Thursday, December 14, 2023	Discussion on Removing the Uncollectible Receivables Book in 2023																	
	Attendance List	<table border="1"> <thead> <tr> <th>AMS</th> <th>BPSB</th> <th>BDA</th> <th>IR</th> <th>IS</th> <th>RM</th> <th>SK</th> <th>SR</th> <th>JN</th> </tr> </thead> <tbody> <tr> <td>√</td> <td>√</td> <td>√</td> <td>√</td> <td>√</td> <td>√</td> <td>√</td> <td>√</td> <td>√</td> </tr> </tbody> </table>	AMS	BPSB	BDA	IR	IS	RM	SK	SR	JN	√	√	√	√	√	√	√	√
AMS	BPSB	BDA	IR	IS	RM	SK	SR	JN											
√	√	√	√	√	√	√	√	√											
21.	Friday, December 15, 2023	Discussion of Capex Release Phase 1 of RKAP 2024																	
	Attendance List	<table border="1"> <thead> <tr> <th>AMS</th> <th>BPSB</th> <th>BDA</th> <th>IR</th> <th>IS</th> <th>RM</th> <th>SK</th> <th>SR</th> <th>JN</th> </tr> </thead> <tbody> <tr> <td>√</td> <td>√</td> <td>√</td> <td>√</td> <td>√</td> <td>√</td> <td>√</td> <td>√</td> <td>√</td> </tr> </tbody> </table>	AMS	BPSB	BDA	IR	IS	RM	SK	SR	JN	√	√	√	√	√	√	√	√
AMS	BPSB	BDA	IR	IS	RM	SK	SR	JN											
√	√	√	√	√	√	√	√	√											
22.	Monday, December 18, 2023	Telkom Sigma Monitoring																	
	Attendance List	<table border="1"> <thead> <tr> <th>AMS</th> <th>BPSB</th> <th>BDA</th> <th>IR</th> <th>IS</th> <th>RM</th> <th>SK</th> <th>SR</th> <th>JN</th> </tr> </thead> <tbody> <tr> <td>√</td> <td>√</td> <td>√</td> <td>√</td> <td>√</td> <td>√</td> <td>√</td> <td>√</td> <td>√</td> </tr> </tbody> </table>	AMS	BPSB	BDA	IR	IS	RM	SK	SR	JN	√	√	√	√	√	√	√	√
AMS	BPSB	BDA	IR	IS	RM	SK	SR	JN											
√	√	√	√	√	√	√	√	√											
23.	Monday, December 20, 2023	Further Discussion of Project Infraco																	
	Attendance List	<table border="1"> <thead> <tr> <th>AMS</th> <th>BPSB</th> <th>BDA</th> <th>IR</th> <th>IS</th> <th>RM</th> <th>SK</th> <th>SR</th> <th>JN</th> </tr> </thead> <tbody> <tr> <td>√</td> <td>√</td> <td>√</td> <td>√</td> <td>√</td> <td>√</td> <td>√</td> <td>√</td> <td>√</td> </tr> </tbody> </table>	AMS	BPSB	BDA	IR	IS	RM	SK	SR	JN	√	√	√	√	√	√	√	√
AMS	BPSB	BDA	IR	IS	RM	SK	SR	JN											
√	√	√	√	√	√	√	√	√											

Committee for Planning and Risk Evaluation and Monitoring's Meeting Attendance in 2023

No.	Name	Total of Meetings	Total of Attendance	Percentage of Attendance (%)
1.	Arya Mahendra Sinulingga	57	57	100
2.	Bambang P.S. Brodjonegoro	57	47	82
3.	Bono Daru Adji	57	47	82
4.	Isa Rachmatarwata	57	49	86
5.	Ismail	57	47	82
6.	Rizal Mallarangeng	57	48	84
7.	Silmy Karim ⁽¹⁾	19	16	84
9.	Siswa Rizali	23	23	100
10.	Janson ⁽²⁾	22	22	100

Remark:

(1) Silmy Karim since June 27, 2023

(2) Janson since March 8, 2023

KEMPR'S EDUCATION AND TRAINING

In 2023, Telkom has included KEMPR members to improve their competence, through education and/or training as shown in the table below.

Training and Education Attended by Committee for Planning and Risk Evaluation and Monitoring 2023

No.	Name	Training Program	Date	Location
1.	Siswa Rizali	Mobile World Congress 2023, Barcelona	February 27 – March 2, 2023	Barcelona
		Telefonica B2B IT Services Benchmarking	March 3, 2023	Madrid
		NCS B2B IT Services Benchmarking	August 04, 2023	Singapore
		McKinsey Digital Capability Center	August 04, 2023	Singapore
		BSE GRC Masterclass: Risk Management Effectiveness Evaluation	September 07, 2023	Online BUMN School
		ESG for Boards: Governance of ESG	September 29, 2023	Online BUMN School
		Thales B2B IT Services Benchmarking	October 16, 2023	Paris
		Unleash World: HR Tech & Digitalization Conference	October 16-17, 2023	Paris
		CG Methodology and Environmental and Social Management Systems	November 6, 2023	Online BUMN School

No.	Name	Training Program	Date	Location
2.	Janson	Securities Trader Intermediary advanced education training	March 2023	Propami
		Benchmark to HUawei Head Quarter and Huawei Research Development Center	June 13 - 15, 2023	China
		Benchmark to Tencent Head Quarter and Data Center Business	June 13 - 15, 2023	China
		Benchmark to ZTE Head Quarter	June 13 - 15, 2023	China
		Executive Development Program, DEB SV UGM and G-Multi	July 2023	Yogyakarta
		BSE GRC Masterclass: Risk Management Effectiveness Evaluation	September 07, 2023	Online BUMN School
		ESG for Boards: Governance of ESG	September 29, 2023	Online BUMN School
		CG Methodology and Environmental and Social Management Systems	November 6, 2023	Online BUMN School
		Benchmark with companies Mintly, 2NS, Aves Netsec, Alto University, Gofore, SSH, Ubisecure, and Artic which are cybersecurity companies.	November 28—29, 2023	Finland
		Slush Event 2023 (Benchmark with companies Magnotherm, Stedy Eberg, Holy, Tozero, Synergi, BBVA and Mettsa Group (Financial European startup)	November 30 to December 1, 2023	Finland

Remark:

* Education and Training of KEMPR members who are members of the Board of Commissioners can be seen in the Education and Training of the Board of Commissioners.

BOARD OF DIRECTORS

Based on Law No. 40 Year 2007 regarding Limited Liability Companies, the Board of Directors is an organ of the Company which is authorized and fully responsible to Company's management for the Company's interest, in accordance with the aims and objectives of the Company, and represents the Company both inside and outside the court in accordance with the provisions of the Articles of Association and laws and regulations. Board of Directors must comply with the Articles of Association of the Company, Board of Directors' Charter, and laws and regulations and must implement the principles of professionalism, efficiency, transparency, independence, accountability, responsibility, and fairness.

BOARD OF DIRECTORS' CHARTER

Telkom has a guideline for Work Procedures of the Board of Commissioners and Directors (Board Manual) which is outlined in the Joint Regulation of the Board of Commissioners and Directors No. 05/KEP/DK/2022 and PD.620.00/r.01/HK200/COP-M4000000/2022 regarding Guidelines for the Work Procedures of the Board of Commissioners and Directors (Board Manual) of the Telkom (Persero) PT Telekomunikasi Indonesia Tbk. The Board Manual serves as a guide for the Board of Directors in carrying out their duties and contains work rules, authority, duties, responsibilities, obligations, division of tasks, meetings, provisions on conflicts of interest, share ownership, mechanism arrangements, and division of work between members of the Board of Directors which are not regulated in the budget. The Telkom's principles and applicable statutory provisions. Through the Board of Directors Manual, the Telkom hopes that the Directors' performance can be more focused and synergistic with each other.

BOARD OF DIRECTORS' AUTHORITIES, DUTIES, AND RESPONSIBILITIES

The management of the Company is carried out through the TelkomGroup Board of Executives (BoE), which is coordinated by the Main Director of Telkom as the Chief of Executive (CEO) of the TelkomGroup. The main duties of the President Director are:

- a. Coordinating the process of structuring and/or reconstructing aspects of the Company's philosophy which includes but is not limited to the vision, mission, goals, corporate culture, and leadership architecture;
- b. Formulate and state the strategic direction in order to condition the Company's ability to achieve sustainable competitive growth in the entire TelkomGroup business portfolio and risk control as well as interacting with external constituents;
- c. Controlling the strategic planning function within the scope of the TelkomGroup and directing growth efforts with a focus on new business portfolios;
- d. Controlling the direction of the Company and the TelkomGroup in driving new business, entering/developing new markets, as well as internationalization/regionalization;
- e. Controlling the management of strategic aspects of the functions of finance and risk management, human capital, digital business, and strategic portfolios in all business portfolios carried out within the scope of the TelkomGroup;
- f. Leading the development process for TelkomGroup leaders, as well as appointing and dismissing office holders in certain positions in accordance with stipulated career management regulations, as well as coaching TelkomGroup leaders;
- g. Periodically reporting the Company's performance in accordance with the provisions applicable to public companies; and
- h. Establish policies and decisions related to the management of the Company and the TelkomGroup as referred to in letters a through g and other matters that have not been formulated in the duties and authorities of each member of the Board of Directors in this regulation.

In carrying out his duties, the President Director is assisted by several Directors. The following table is the duties and responsibilities of each Director according to their field:

Directorship	Duties and Responsibilities
Director of Enterprise & Business Service (Director of EBIS)	<p>In addition to his duties as a member of the Board of Directors, the EBIS Director is responsible for business strategy in the context of conditioning sustainable competitive growth through winning competitions and growing the corporate segment business portfolio (enterprise, government, and business).</p> <p>The Director of EBIS, as a member of the Board of Executive was appointed as CEO of Enterprise Business and is tasked with carrying out the parenting strategy function through strategic control, coordination, and subsidiary performance management in the context of creating Company's value through optimizing and harmonizing interrelationships between the parent and all entities managing CFU operations Enterprise Business within the scope of TelkomGroup.</p>
Director of Wholesale & International Service (Director of WINS)	<p>In addition to his duties as a member of the Board of Directors, the Director of WINS is responsible for business strategy in the context of conditioning sustainable competitive growth through winning competitions and growing the business portfolio in the wholesale and international segment.</p> <p>The Director of WINS as part of the Board of Executive members was appointed as CEO of Wholesale & International Business who is tasked with carrying out the parenting strategy function through strategic control, coordination, and subsidiary performance management in the context of creating Company's value through optimizing and harmonizing interrelationships between the parent and all managing entities CFU operations Wholesale & International Business (WIB) within the scope of TelkomGroup.</p>
Director of Strategic Portfolio (Director of SP)	<p>In addition to his duties as a member of the Board of Directors, the SP Director is responsible for providing a corporate-level strategy formulation, which includes directional strategy, portfolio strategy, and parenting strategy, as well as exploring new sources of growth for the growth of TelkomGroup's business portfolio through alliances & acquisitions.</p> <p>The SP Director, as part of the Board of Executive members was appointed as Chief Strategic Officer (CSO) who is tasked with implementing functional strategy and business development parenting strategy in the context of creating Company's value through optimizing and harmonizing strategy and business development management within the scope of TelkomGroup.</p>
Director of Digital Business (Director of DB)	<p>In addition to his duties as a member of the Board of Directors, the DB Director is responsible for the availability of innovation strategy formulation to optimize coherent digital service business exploration within the scope of TelkomGroup.</p> <p>The DB Director, as part of the Board of Executive members was appointed as Chief Digital and Innovation Officer (CDIO) who is tasked with implementing the digital business functional parenting strategy in the context of creating Company's value through optimizing and harmonizing digital business management within the scope of TelkomGroup.</p>
Director of Network & IT Solution (Director of NITS)	<p>In addition to his duties as a member of the Board of Directors, the NITS Director is responsible for the business strategy to leverage the Company's resource capabilities to grow/enlarge/exploit established businesses/services through the utilization of infrastructure and IT to support the TelkomGroup's business portfolio in a synergistic manner as well as transforming the Network/IT infrastructure at TelkomGroup to increase operational management efficiency by prioritizing investment in networks and IT systems to accelerate digital business growth.</p> <p>The NITS Director, as part of the Board of Executive members was appointed as Chief Information Technology Officer (CITO) who is tasked with implementing parenting strategies to increase Company's value through optimizing and harmonizing NITS functional management within the scope of TelkomGroup.</p>

Directorship	Duties and Responsibilities
Director of Finance and Management Risk (Director of KMR)	<p>In addition to his duties as a member of the Board of Directors, the KMR Director is responsible for the availability of directional strategy formulation, portfolio strategy, and parenting strategy, especially from the Company's financial, supply, and risk management aspects to realize sustainable competitive growth within the scope of the TelkomGroup.</p> <p>The Director of KMR as part of the members of the Board of Executives, is appointed as Chief Financial & Risk Officer (CFRO) who is tasked with implementing TelkomGroup's functional financial and risk management parenting strategy, including controlling asset management and asset leverage by implementing strategic control, coordination and subsidiary performance management in the context of creating Company's value through optimizing and harmonizing interrelationships between the parent and all operational management entities and subsidiaries FU Finance & Risk Management.</p>
Director of Human Capital Management (Director of HCM)	<p>In addition to his duties as a member of the Board of Directors, the HCM Director acts as a strategic partner for the business lines and corporate functions of TelkomGroup's human capital management, supporting business units and subsidiaries through developing a center of excellence for human capital management functions, providing guidance and policies in implementing alignment and strategic human capital integration, as well as integrating the talent management system.</p> <p>The HCM Director as part of the members of the Board of Executives, is appointed as Chief Human Capital Officer (CHCO) who is tasked with implementing the functional human capital management parenting strategy within the scope of the TelkomGroup and managing the supervision of the Pension Fund and the Telkom Foundation by implementing strategic control, coordination and foundation performance management in order to create Company's value through optimizing and harmonizing interrelationships between the parent and all operational management entities of the FU HCM Subsidiaries.</p>
Director of Group Business Development (Director of GBD)	<p>In addition to his duties as a member of the Board of Directors, the GBD Director is responsible for the business development and corporate strategic governance covering development strategy, alignment strategy, business planning, and business development to build competitive advantage for the growth engine of the business portfolio.</p> <p>The GBD Director, as part of the Board of Executive members, is appointed as CEO of Growth Business (GB) who is tasked with implementing parenting strategy, functional strategy & business development in the context of creating Company's value through optimizing and harmonizing the interrelation between parent and CFU Group Business Development (GBD) operations within the scope of TelkomGroup.</p>

Furthermore, in the event of Company's losses, each member of the Board of Directors is jointly and severally liable for losses caused by errors or negligence in carrying out their duties. Members of the Board of Directors are not responsible for the Telkom's losses if they can prove it:

1. Such loss is not caused by their mistake or negligence;
2. They have performed actions in good faith, with full responsibility, and prudentially for the interest and based on the purpose and objective of the Telkom;
3. They do not have any conflict of interest either, directly or indirectly, for the management activities causing the loss; and
4. They have taken the action to prevent the occurrence or continuation of such loss.

BASIS OF APPOINTMENT OF THE BOARD OF DIRECTORS

The selection and appointment of members of Telkom Board of Directors are carried out through the GMS by considering the competency, expertise, integrity, and background required by the Company. Selected prospective members must meet the criteria and requirements specified in the fit and proper test.

EDUCATION, TRAINING, SEMINAR, AND CONGRESS

Telkom provides opportunities for members of the Board of Directors to participate in various education, training, and similar activities to develop their knowledge and skills. The education and/or training programs that members of the Board of Commissioners will participate in during 2023 are as follows:

No.	Event	Date	Institution	Location	Directors Who Attended
1.	GRC Masterclass "Sosialisasi pemeringkatan BUMN & Anak Perusahaan"	September 14, 2023	Minister of SOE	Online Zoom	All BoD
2.	GRC Masterclass – ESG for Boards – Governance of ESG	September 27, 2023	Minister of SOE	Online Zoom	BoD & BoC
3.	GRC Masterclass – GRC Integrated Information for Supervisory Board	October 05, 2023	Minister of SOE	Online Zoom	BoD & BoC
4.	GRC Masterclass – Corporate Governance Methodology and Environmental and Social Management Systems	October 25, 2023	Minister of SOE	Online Zoom	BoD & BoC
5.	FGD with Badan Pengawasan Keuangan dan Pembangunan (BPKP)	August 14, 2023	BPKP	Nusa Dua Bali	CEO
6.	Direction on preventing corruption in SOE	January 11, 2023	Minister of SOE	Jakarta	CEO
7.	Fortune Summit	March 16, 2023	Fortune Indonesia	Jakarta	CEO
8.	Socialization of several SOE Ministerial Regulation	March 27, 2023	Minister of SOE	Jakarta	CEO, Dir of KMR, Dir of HCM
9.	Microsoft CEO Summit	May 10-11, 2023	Microsoft	Seattle, USA	CEO
10.	Asian Indo Pacific Forum (AIPF)	September 5, 2023	Minister of foreign affairs and Ministry of SOE	Jakarta	CEO, Dir of EBIS
11.	Training and Certified Risk Governance Professional	October 2023	LPK MKS	Online Zoom	All BoD & BoC
12.	BLMI GRC Masterclass – Pre IPO and Post IPO	September 14, 2023	SOE Leadership & Management Institute	Jakarta (Online)	Dir of DB
13.	ESG for Boards – Governance of ESG	October 04, 2023	SOE School of Excellence	Jakarta (Online)	Dir of DB
14.	Certified Risk Executive Leader	2023	GIACorpu (BPKP)	Jakarta	Dir of KMR
15.	Qualified Risk Governance Professional	November 02, 2023	LSP MKS	Jakarta	Dir of KMR, Dir of GBD, Dir of WINS, Dir of NITS
16.	Qualified Risk Governance Professional (QRGP)	October 2023	CRMS Indonesia	Jakarta	Dir of NITS

CORPORATE GOVERNANCE

No.	Event	Date	Institution	Location	Directors Who Attended
17.	GRC Integrated Information for Supervisory Board	October 2023	SOE School of Excellent	Jakarta	Dir of NITS
18.	GRC Masterclass: CG Methodology and Environmental and social management system	October 2023	SOE School of Excellent	Jakarta	Dir of NITS
19.	Chief Business Development Officer Innovation School	February 10-11, 2023, & March- April, 2023	Leadership Management Institute	Bali & Online	Dir of SP
20.	Stewardship & Portfolio Management Training Program	November 07-09, 2023	Forum Human Capital Indonesia	Singapore	Dir of SP
21.	Qualified Governance Risk Governance Professional	October 31, 2023	LSP MKS	Jakarta	Dir of SP
22.	Colloquium of merger & acquisition of SOE.	November 30, 2023	Minister Of SOE	Singapore	Dir of SP
23.	Risk Management	October 2023	BNSP (Badan Nasional Sertifikasi Profesi)	Jakarta	Dir of EBIS
24.	CHRO School of SOE	October 13-14, 2023, and November 17, 2023	Minister of SOE	Merusaka, Nusa Dua, Bali	Dir of HCM
25.	Qualified Risk Governance Professional - QRGP	October 31, 2023	BNSP	Online	Dir of HCM
26.	BLMI Masterclass – Chief Human Resources Officer (CHRO)	January 4, 2023	Minister of SOE	Mandiri Corporate University, Jakarta Barat	Dir HCM
27.	Training and Qualified Risk Governance Professional – QRGP	September – Oktober 2023	CRMS & LPK MKS	Online	Dir HCM
28.	BSE GRC Master Class: "Sosialisasi Pemeringkatan BUMN & Anak Perusahaan BUMN."	September 14, 2023	SOE School of Excellence	Online	Board of Director and Commissioner
29.	BUMN GRC Master Class 2023: ESG for Boards - Governance of ESG.	September 27, 2023	SOE School of Excellence	Online	Board of Director and Commissioner
30.	GRC Masterclass Program 2023: GRC Integrated Information for Supervisory Board.	October 05, 2023	SOE School of Excellence	Online	Board of Director and Commissioner
31.	GRC Masterclass Program 2023: CG Methodology and Environmental and Social Management Systems.	October 25, 2023	SOE School of Excellence	Online	Board of Director and Commissioner

BOARD OF DIRECTORS' DIVERSITY

As stated in Law no. 39 of 1999 regarding Human Rights, Telkom upholds equal human rights by guaranteeing no discrimination in selecting and appointing Directors. Members of the Board of Directors are chosen because they are professionals with suitable skills and integrity following Telkom's needs in the digital era. The results of the 2022 AGMS appointed nine members of the Board of Directors are male with one female member. This decision was based on the selection results without discrimination against certain genders.

Board of Directors' Diversity as of December 31, 2023

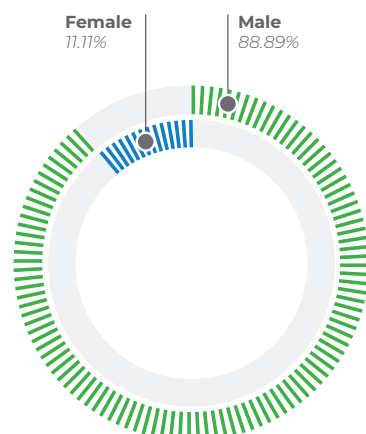
No.	Name	Position	Gender	Background of Expertise and Skill	Level of Education
1.	Ririek Adriansyah	President Director	Male	Electrical Engineering	Bachelor
2.	Heri Supriadi	Director of KMR	Male	Business Management	Doctoral
3.	FM Venusiana R.	Director of EBIS	Female	Electrical Engineering	Master
4.	Herlan Wijanarko	Director of NITS	Male	Electrical Engineering	Master
5.	Muhamad Fajrin Rasyid	Director of DB	Male	Informatics Engineering	Bachelor
6.	Budi Setyawan Wijaya	Director of SP	Male	Industrial Engineering and Management	Master
7.	Afriwandi	Director of HCM	Male	Industrial Engineering	Master
8.	Bogi Witjaksono	Director of WINS	Male	Telecommunication Engineering	Master
9.	Honesti Basyir	Director of GBD	Male	Corporate Finance	Master

Remarks:

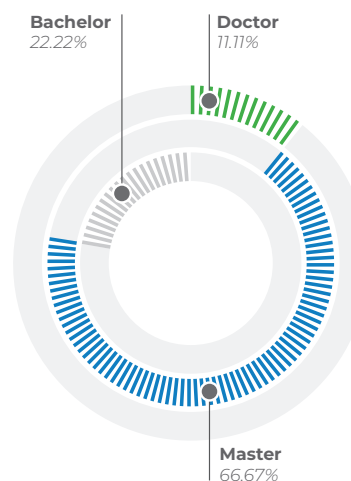
KMR Keuangan & Manajemen Risiko, **EBIS** Enterprise & Business Service, **NITS** Network & IT Solution, **DB** Digital Business, **SP** Strategic Portfolio, **HCM** Human Capital Management, **WINS** Wholesale & International Service, **GBD** Group Business Development.

Telkom supports the diversity of members of the Board of Directors, especially regarding gender diversity as stated in the Policy. Currently, there is one woman as a member of the Board of Director whose position as Director of EBIS.

Composition Diversity of Board of Directors Gender



Composition Diversity of Board of Directors Education Level



BOARD OF DIRECTORS' DOUBLE POSITION

In 2023, there will be members of the Telkom Board of Directors who hold concurrent positions, both in the Parent Company,, Subsidiaries, and other entities, as presented in the following table:

Board of Directors' Double Position as of December 31, 2023

No.	Name	Telkom		Subsidiaries	Other Entities
		Position	Other Position		
1.	Ririek Adriansyah	President Director	None	None	None
2.	Heri Supriadi	Director of KMR	Commissioner	PT Telekomunikasi Selular (Telkomsel)	None
3.	FM Venusiana R.	Director of EBIS	None	None	None
4.	Herlan Wijanarko	Director of NITS	Commissioner	PT Dayamitra Telekomunikasi	None
5.	Muhamad Fajrin Rasyid	Direktur DB	Commissioner	a. PT Digiserve b. PT MDI	None
6.	Budi Setyawan Wijaya	Director of SP	Commissioner Member of the Board of Supervisor	a. PT Sigma Cipta Caraka b. Yayasan Pendidikan Telkom	None
7.	Afriwandi	Director of HCM	None	None	None
8.	Bogi Witjaksono	Director of WINS	Commissioner Commissioner Commissioner	a. PT Telekomunikasi Indonesia Internasional b. PT Telkom Satelit c. PT Telkom Data Ekosistem	None
9.	Honesti Basyir	Director of GBD	None	None	None

Remarks:

KMR Keuangan & Manajemen Risiko, **EBIS** Enterprise & Business Service, **NITS** Network & IT Solution, **DB** Digital Business, **SP** Strategic Portfolio, **HCM** Human Capital Management, **WINS** Wholesale & International Service, **GBD** Group Business Development.

BOARD OF DIRECTORS' SELF ASSESSMENT POLICY

Based on Joint Regulation of the Board of Commissioners and Directors No. 05/KEP/DK/2022 and PD.620.00/r.01/HK200/COP-M4000000/2022 regarding Guidelines for Work Procedures of the Board of Commissioners and Directors (Board Manual) of the Company (Persero) PT Telekomunikasi Indonesia Tbk, self-assessment policy is implemented to assess the performance of the Board of

Directors. The assessment is carried out by each member of the Board of Directors by evaluating the performance of the Board of Directors in a collegial manner, not by evaluating individual performance. This policy is a form of accountability for assessing the performance of the Board of Directors so each member can contribute to improving the performance of the Board of Directors on an ongoing basis. More complete information regarding the Directors' self-assessment policy can be seen on the Telkom website in the GCG menu - Directors and Board of Commissioners Work Guidelines.

BOARD OF DIRECTORS' COLLEGIATE ASSESSMENT

No.	KPI	Unit	Target	Polarity	Score
A. Economic and Social Value for Indonesia					
1.	Financial Performance				
	a. Revenue Consolidated	T Rp	156.22	Maximize	3
	b. EBITDA Consolidated	T Rp	83.96	Maximize	6
	c. Telkomsel EBITDA	T Rp	54.74	Maximize	4
2.	Operating Cash Capability and Economic Value-Added				
	a. Free Cash Flow	T Rp	34.23	Maximize	5
	b. ROIC \geq WACC	%	6.2	Maximize	5
3.	Funding Debt Ratio	%	100	Maximize	5
4.	Operational Excellence				
	a. Home Served/Home Passed	%	45.5	Maximize	4
	b. CAPEX to Revenue	%	28.7	Maximize	4
	c. Mobile Data Revenue Share	%	48.38	Maximize	4
5.	Social Impact	%	100	Maximize	5
B. Business Model Innovation					
6.	External Revenue				
	a. B2B Digital	T Rp	17.46	Maximize	5
	b. B2C Digital	T Rp	11.19	Maximize	5
7.	TMT cluster synergy: The effectiveness of Telkom Synergy with Cluster Members (PFN, Peruri, Antara)	Time	Dec 2023	Maximize	5
C. Technology Leadership					
8.	Project milestone completion for planned 5G initiatives: Infrastructure preparation to support 5G	Sum	16	Maximize	2
9.	5G Readiness: % of fiber-connected towers, Number of piloting use cases, and 5G implementation cities (strengthening 5G implementation)	%	100	Maximize	3
D. Investment Increase					
10.	Telkom Digital Venture:				
	a. Telkom Venture Fund Value	T Rp	9.06	Maximize	3
	b. Money multiplier	x	1.3	Maximize	3
11.	TELKOM MPF effectiveness: Winter Strategy implementation for startups and potential unicorns	Time	Dec 2023	Maximize	3
12.	Value Creation Effectiveness				
	a. Subs with ROIC $>$ WACC	%	50	Maximize	3
	b. Streamlining program effectiveness	%	100	Maximize	3
13.	Data Center				
	a. Strategic Partnership	Time	Jun-23	Maximize	3
	b. Capacity Expansion	%	100	Maximize	2
E. Talent Development					
14.	Female talent and millennial talent				
	a. Ratio of Women in nominated talent	%	18	Maximize	5
	b. Ratio of Top Young Talent in Nominated Talent	%	6	Maximize	5
15.	Digital capability readiness (build)	Talent	2,500	Maximize	5
	Total				100

BOARD OF DIRECTORS' MEETING

Based on the Company's Articles of Association, the Telkom Board of Directors must hold internal meetings monthly and at any time necessary. The Board of Directors must also hold joint meetings with the Board of Commissioners at least once every 4 months. If more than half of the total number of members of the Board of Directors are present or legally represented at the meeting, a quorum can be achieved. Each member of the Board of Directors present or legally represented has one vote.

Decision-making at meetings is carried out by prioritizing deliberation to reach a consensus. If consensus cannot be reached, decisions are made based on the majority vote of the members of the Board of Directors who are present or legally represented. Throughout 2023, Board of Directors meetings have been held 68 times. The following tables present the frequency of attendance of members of the Board of Directors at meetings during 2023.

Board of Directors' Attendance and Agenda at Internal Meetings

No.	Date	Meetings Agenda																	
1.	January 3, 2023	1. Operational Performance Report & Revenue W4 December 2022 2. Report of Limited Meetings Agenda																	
	Attendance List	<table border="1"> <thead> <tr> <th>RA</th> <th>HS</th> <th>FMV</th> <th>HW</th> <th>MFR</th> <th>BSW</th> <th>AW</th> <th>BW</th> <th>HB</th> </tr> </thead> <tbody> <tr> <td>√</td> <td>√</td> <td>√</td> <td>-</td> <td>√</td> <td>-</td> <td>√</td> <td>√</td> <td>N/A</td> </tr> </tbody> </table>	RA	HS	FMV	HW	MFR	BSW	AW	BW	HB	√	√	√	-	√	-	√	√
RA	HS	FMV	HW	MFR	BSW	AW	BW	HB											
√	√	√	-	√	-	√	√	N/A											
2.	January 10, 2023	1. Report of Limited Meetings Agenda 2. Report of Limited Meetings Agenda 3. Report of TelkomClick 2023 4. Operational Performance Report & Revenue W1 January 2023																	
	Attendance List	<table border="1"> <thead> <tr> <th>RA</th> <th>HS</th> <th>FMV</th> <th>HW</th> <th>MFR</th> <th>BSW</th> <th>AW</th> <th>BW</th> <th>HB</th> </tr> </thead> <tbody> <tr> <td>√</td> <td>√</td> <td>√</td> <td>√</td> <td>√</td> <td>√</td> <td>√</td> <td>√</td> <td>N/A</td> </tr> </tbody> </table>	RA	HS	FMV	HW	MFR	BSW	AW	BW	HB	√	√	√	√	√	√	√	√
RA	HS	FMV	HW	MFR	BSW	AW	BW	HB											
√	√	√	√	√	√	√	√	N/A											
3.	January 17, 2023	1. Operational Performance Report, Revenue & SI Program Action Based YtD December 2022 (Outlook) 2. Report of Update New Telkom Corporate Uniform 3. Report of Limited Meetings Agenda																	
	Attendance List	<table border="1"> <thead> <tr> <th>RA</th> <th>HS</th> <th>FMV</th> <th>HW</th> <th>MFR</th> <th>BSW</th> <th>AW</th> <th>BW</th> <th>HB</th> </tr> </thead> <tbody> <tr> <td>√</td> <td>√</td> <td>√</td> <td>√</td> <td>√</td> <td>√</td> <td>√</td> <td>-</td> <td>N/A</td> </tr> </tbody> </table>	RA	HS	FMV	HW	MFR	BSW	AW	BW	HB	√	√	√	√	√	√	√	-
RA	HS	FMV	HW	MFR	BSW	AW	BW	HB											
√	√	√	√	√	√	√	-	N/A											
4.	January 24, 2023	1. Report of Telkom Performance YtD December 2022 2. Update litigation cases EoY 2022 3. Handling/Negotiating with Sekar for the Implementation of the Five BMs: PKB IX dan Employee Transfer Policy																	
	Attendance List	<table border="1"> <thead> <tr> <th>RA</th> <th>HS</th> <th>FMV</th> <th>HW</th> <th>MFR</th> <th>BSW</th> <th>AW</th> <th>BW</th> <th>HB</th> </tr> </thead> <tbody> <tr> <td>√</td> <td>√</td> <td>√</td> <td>√</td> <td>√</td> <td>√</td> <td>√</td> <td>√</td> <td>N/A</td> </tr> </tbody> </table>	RA	HS	FMV	HW	MFR	BSW	AW	BW	HB	√	√	√	√	√	√	√	√
RA	HS	FMV	HW	MFR	BSW	AW	BW	HB											
√	√	√	√	√	√	√	√	N/A											
5.	January 27, 2023	1. Operational Performance Report and Revenue YtD December (Closing) 2022 and W3 January 2023 2. Report of Limited Meetings Agenda																	
	Attendance List	<table border="1"> <thead> <tr> <th>RA</th> <th>HS</th> <th>FMV</th> <th>HW</th> <th>MFR</th> <th>BSW</th> <th>AW</th> <th>BW</th> <th>HB</th> </tr> </thead> <tbody> <tr> <td>√</td> <td>√</td> <td>√</td> <td>√</td> <td>√</td> <td>√</td> <td>√</td> <td>√</td> <td>N/A</td> </tr> </tbody> </table>	RA	HS	FMV	HW	MFR	BSW	AW	BW	HB	√	√	√	√	√	√	√	√
RA	HS	FMV	HW	MFR	BSW	AW	BW	HB											
√	√	√	√	√	√	√	√	N/A											

No.	Date	Meetings Agenda																		
6.	January 29, 2023	1. Report of Indihome Business Plan 2. Report of Indicative Valuation/Transaction Structure																		
	Attendance List	<table border="1"> <thead> <tr> <th>RA</th> <th>HS</th> <th>FMV</th> <th>HW</th> <th>MFR</th> <th>BSW</th> <th>AW</th> <th>BW</th> <th>HB</th> </tr> </thead> <tbody> <tr> <td>√</td> <td>√</td> <td>√</td> <td>√</td> <td>√</td> <td>√</td> <td>√</td> <td>√</td> <td>N/A</td> </tr> </tbody> </table>	RA	HS	FMV	HW	MFR	BSW	AW	BW	HB	√	√	√	√	√	√	√	√	N/A
RA	HS	FMV	HW	MFR	BSW	AW	BW	HB												
√	√	√	√	√	√	√	√	N/A												
7.	January 31, 2023	1. Report of Limited Meetings Agenda 2. Operational Performance Report & Revenue w4 January 2023																		
	Attendance List	<table border="1"> <thead> <tr> <th>RA</th> <th>HS</th> <th>FMV</th> <th>HW</th> <th>MFR</th> <th>BSW</th> <th>AW</th> <th>BW</th> <th>HB</th> </tr> </thead> <tbody> <tr> <td>√</td> <td>-</td> <td>√</td> <td>√</td> <td>√</td> <td>√</td> <td>√</td> <td>√</td> <td>N/A</td> </tr> </tbody> </table>	RA	HS	FMV	HW	MFR	BSW	AW	BW	HB	√	-	√	√	√	√	√	√	N/A
RA	HS	FMV	HW	MFR	BSW	AW	BW	HB												
√	-	√	√	√	√	√	√	N/A												
8.	February 07, 2023	1. Operational Performance Report & Revenue YtD January 2023 (Outlook) 2. Report of Limited Meetings Agenda																		
	Attendance List	<table border="1"> <thead> <tr> <th>RA</th> <th>HS</th> <th>FMV</th> <th>HW</th> <th>MFR</th> <th>BSW</th> <th>AW</th> <th>BW</th> <th>HB</th> </tr> </thead> <tbody> <tr> <td>√</td> <td>√</td> <td>√</td> <td>√</td> <td>-</td> <td>√</td> <td>-</td> <td>√</td> <td>N/A</td> </tr> </tbody> </table>	RA	HS	FMV	HW	MFR	BSW	AW	BW	HB	√	√	√	√	-	√	-	√	N/A
RA	HS	FMV	HW	MFR	BSW	AW	BW	HB												
√	√	√	√	-	√	-	√	N/A												
9.	February 14, 2023	1. Operational Performance Report and Revenue W1 February 2023 2. Kick Off Satgas Transformation B2B Service 3. Report of Limited Meetings Agenda																		
	Attendance List	<table border="1"> <thead> <tr> <th>RA</th> <th>HS</th> <th>FMV</th> <th>HW</th> <th>MFR</th> <th>BSW</th> <th>AW</th> <th>BW</th> <th>HB</th> </tr> </thead> <tbody> <tr> <td>√</td> <td>√</td> <td>√</td> <td>√</td> <td>√</td> <td>√</td> <td>-</td> <td>√</td> <td>N/A</td> </tr> </tbody> </table>	RA	HS	FMV	HW	MFR	BSW	AW	BW	HB	√	√	√	√	√	√	-	√	N/A
RA	HS	FMV	HW	MFR	BSW	AW	BW	HB												
√	√	√	√	√	√	-	√	N/A												
10.	February 21, 2023	1. Report of Limited Meetings Agenda 2. Report of Limited Meetings Agenda 3. Report of Limited Meetings Agenda 4. Operational Performance Report, Revenue & SI Program Action Based YtD January (Closing) 2023 and W2 February 2023																		
	Attendance List	<table border="1"> <thead> <tr> <th>RA</th> <th>HS</th> <th>FMV</th> <th>HW</th> <th>MFR</th> <th>BSW</th> <th>AW</th> <th>BW</th> <th>HB</th> </tr> </thead> <tbody> <tr> <td>√</td> <td>√</td> <td>√</td> <td>√</td> <td>√</td> <td>√</td> <td>-</td> <td>√</td> <td>N/A</td> </tr> </tbody> </table>	RA	HS	FMV	HW	MFR	BSW	AW	BW	HB	√	√	√	√	√	√	-	√	N/A
RA	HS	FMV	HW	MFR	BSW	AW	BW	HB												
√	√	√	√	√	√	-	√	N/A												
11.	February 28, 2023	1. Report of Limited Meetings Agenda 2. Operational Performance Report & Revenue W3 February 2023																		
	Attendance List	<table border="1"> <thead> <tr> <th>RA</th> <th>HS</th> <th>FMV</th> <th>HW</th> <th>MFR</th> <th>BSW</th> <th>AW</th> <th>BW</th> <th>HB</th> </tr> </thead> <tbody> <tr> <td>√</td> <td>√</td> <td>√</td> <td>√</td> <td>√</td> <td>√</td> <td>√</td> <td>√</td> <td>N/A</td> </tr> </tbody> </table>	RA	HS	FMV	HW	MFR	BSW	AW	BW	HB	√	√	√	√	√	√	√	√	N/A
RA	HS	FMV	HW	MFR	BSW	AW	BW	HB												
√	√	√	√	√	√	√	√	N/A												
12.	March 7, 2023	1. Operational Performance Report & Revenue YtD February 2023 (Outlook) 2. Report of Limited Meetings Agenda																		
	Attendance List	<table border="1"> <thead> <tr> <th>RA</th> <th>HS</th> <th>FMV</th> <th>HW</th> <th>MFR</th> <th>BSW</th> <th>AW</th> <th>BW</th> <th>HB</th> </tr> </thead> <tbody> <tr> <td>√</td> <td>√</td> <td>√</td> <td>√</td> <td>-</td> <td>√</td> <td>√</td> <td>√</td> <td>N/A</td> </tr> </tbody> </table>	RA	HS	FMV	HW	MFR	BSW	AW	BW	HB	√	√	√	√	-	√	√	√	N/A
RA	HS	FMV	HW	MFR	BSW	AW	BW	HB												
√	√	√	√	-	√	√	√	N/A												
13.	March 14, 2023	1. Operational Performance Report and Revenue W1 March 2023																		
	Attendance List	<table border="1"> <thead> <tr> <th>RA</th> <th>HS</th> <th>FMV</th> <th>HW</th> <th>MFR</th> <th>BSW</th> <th>AW</th> <th>BW</th> <th>HB</th> </tr> </thead> <tbody> <tr> <td>-</td> <td>√</td> <td>√</td> <td>√</td> <td>√</td> <td>√</td> <td>√</td> <td>√</td> <td>N/A</td> </tr> </tbody> </table>	RA	HS	FMV	HW	MFR	BSW	AW	BW	HB	-	√	√	√	√	√	√	√	N/A
RA	HS	FMV	HW	MFR	BSW	AW	BW	HB												
-	√	√	√	√	√	√	√	N/A												
14.	March 20, 2023	1. Update Acceleration Payment of Mansol Telkomsat (addition to the Perhutani project)																		
	Attendance List	<table border="1"> <thead> <tr> <th>RA</th> <th>HS</th> <th>FMV</th> <th>HW</th> <th>MFR</th> <th>BSW</th> <th>AW</th> <th>BW</th> <th>HB</th> </tr> </thead> <tbody> <tr> <td>√</td> <td>√</td> <td>√</td> <td>√</td> <td>√</td> <td>√</td> <td>√</td> <td>√</td> <td>N/A</td> </tr> </tbody> </table>	RA	HS	FMV	HW	MFR	BSW	AW	BW	HB	√	√	√	√	√	√	√	√	N/A
RA	HS	FMV	HW	MFR	BSW	AW	BW	HB												
√	√	√	√	√	√	√	√	N/A												

CORPORATE GOVERNANCE

No.	Date	Meetings Agenda																		
15.	March 24, 2023	<ol style="list-style-type: none"> 1. Financial Report Audited 2022 2. Review DEKOM for KPI Director Individual 2023 3. FMC Approval regarding Valuation, Asset Removal, Final CSA, WSA, TSA, License, and Post FMC 																		
		<table border="1"> <thead> <tr> <th>Attendance List</th> <th>RA</th> <th>HS</th> <th>FMV</th> <th>HW</th> <th>MFR</th> <th>BSW</th> <th>AW</th> <th>BW</th> <th>HB</th> </tr> </thead> <tbody> <tr> <td></td> <td>√</td> <td>√</td> <td>√</td> <td>√</td> <td>√</td> <td>√</td> <td>√</td> <td>√</td> <td>N/A</td> </tr> </tbody> </table>	Attendance List	RA	HS	FMV	HW	MFR	BSW	AW	BW	HB		√	√	√	√	√	√	√
Attendance List	RA	HS	FMV	HW	MFR	BSW	AW	BW	HB											
	√	√	√	√	√	√	√	√	N/A											
16.	March 27, 2023	<ol style="list-style-type: none"> 1. Report of Management YtD February 2023 2. Policy and Roadmap of ESG Implementation at TelkomGroup 3. Report of FMC 																		
		<table border="1"> <thead> <tr> <th>Attendance List</th> <th>RA</th> <th>HS</th> <th>FMV</th> <th>HW</th> <th>MFR</th> <th>BSW</th> <th>AW</th> <th>BW</th> <th>HB</th> </tr> </thead> <tbody> <tr> <td></td> <td>√</td> <td>√</td> <td>√</td> <td>√</td> <td>√</td> <td>√</td> <td>√</td> <td>√</td> <td>N/A</td> </tr> </tbody> </table>	Attendance List	RA	HS	FMV	HW	MFR	BSW	AW	BW	HB		√	√	√	√	√	√	√
Attendance List	RA	HS	FMV	HW	MFR	BSW	AW	BW	HB											
	√	√	√	√	√	√	√	√	N/A											
17.	March 28, 2023	<ol style="list-style-type: none"> 1. Operational Performance Report, Revenue & SI Program Action Based YtD February (Closing) 2023 and W2 March 2023 2. Report of Limited Meetings Agenda 																		
		<table border="1"> <thead> <tr> <th>Attendance List</th> <th>RA</th> <th>HS</th> <th>FMV</th> <th>HW</th> <th>MFR</th> <th>BSW</th> <th>AW</th> <th>BW</th> <th>HB</th> </tr> </thead> <tbody> <tr> <td></td> <td>√</td> <td>√</td> <td>√</td> <td>√</td> <td>√</td> <td>√</td> <td>√</td> <td>√</td> <td>N/A</td> </tr> </tbody> </table>	Attendance List	RA	HS	FMV	HW	MFR	BSW	AW	BW	HB		√	√	√	√	√	√	√
Attendance List	RA	HS	FMV	HW	MFR	BSW	AW	BW	HB											
	√	√	√	√	√	√	√	√	N/A											
18.	March 29, 2023	<ol style="list-style-type: none"> 1. Report of Final Approval FMC 2. Report of Telkomsel's Dividend 																		
		<table border="1"> <thead> <tr> <th>Attendance List</th> <th>RA</th> <th>HS</th> <th>FMV</th> <th>HW</th> <th>MFR</th> <th>BSW</th> <th>AW</th> <th>BW</th> <th>HB</th> </tr> </thead> <tbody> <tr> <td></td> <td>√</td> <td>√</td> <td>√</td> <td>√</td> <td>√</td> <td>√</td> <td>√</td> <td>√</td> <td>N/A</td> </tr> </tbody> </table>	Attendance List	RA	HS	FMV	HW	MFR	BSW	AW	BW	HB		√	√	√	√	√	√	√
Attendance List	RA	HS	FMV	HW	MFR	BSW	AW	BW	HB											
	√	√	√	√	√	√	√	√	N/A											
19.	April 03, 2023	<ol style="list-style-type: none"> 1. Report of Limited Meetings Agenda 																		
		<table border="1"> <thead> <tr> <th>Attendance List</th> <th>RA</th> <th>HS</th> <th>FMV</th> <th>HW</th> <th>MFR</th> <th>BSW</th> <th>AW</th> <th>BW</th> <th>HB</th> </tr> </thead> <tbody> <tr> <td></td> <td>√</td> <td>√</td> <td>√</td> <td>√</td> <td>√</td> <td>√</td> <td>√</td> <td>√</td> <td>N/A</td> </tr> </tbody> </table>	Attendance List	RA	HS	FMV	HW	MFR	BSW	AW	BW	HB		√	√	√	√	√	√	√
Attendance List	RA	HS	FMV	HW	MFR	BSW	AW	BW	HB											
	√	√	√	√	√	√	√	√	N/A											
20.	April 04, 2023	<ol style="list-style-type: none"> 1. Operational Performance Report and Revenue W4 March 2023 2. Report of Limited Meetings Agenda 																		
		<table border="1"> <thead> <tr> <th>Attendance List</th> <th>RA</th> <th>HS</th> <th>FMV</th> <th>HW</th> <th>MFR</th> <th>BSW</th> <th>AW</th> <th>BW</th> <th>HB</th> </tr> </thead> <tbody> <tr> <td></td> <td>√</td> <td>√</td> <td>√</td> <td>√</td> <td>√</td> <td>√</td> <td>√</td> <td>√</td> <td>N/A</td> </tr> </tbody> </table>	Attendance List	RA	HS	FMV	HW	MFR	BSW	AW	BW	HB		√	√	√	√	√	√	√
Attendance List	RA	HS	FMV	HW	MFR	BSW	AW	BW	HB											
	√	√	√	√	√	√	√	√	N/A											
21.	April 11, 2023	<ol style="list-style-type: none"> 1. Operational Performance Report and Revenue YtD March 2023 (Outlook) 2. Report of Limited Meetings Agenda 																		
		<table border="1"> <thead> <tr> <th>Attendance List</th> <th>RA</th> <th>HS</th> <th>FMV</th> <th>HW</th> <th>MFR</th> <th>BSW</th> <th>AW</th> <th>BW</th> <th>HB</th> </tr> </thead> <tbody> <tr> <td></td> <td>√</td> <td>√</td> <td>√</td> <td>√</td> <td>√</td> <td>√</td> <td>√</td> <td>√</td> <td>N/A</td> </tr> </tbody> </table>	Attendance List	RA	HS	FMV	HW	MFR	BSW	AW	BW	HB		√	√	√	√	√	√	√
Attendance List	RA	HS	FMV	HW	MFR	BSW	AW	BW	HB											
	√	√	√	√	√	√	√	√	N/A											
22.	April 12, 2023	<ol style="list-style-type: none"> 1. Report of Limited Meetings Agenda 																		
		<table border="1"> <thead> <tr> <th>Attendance List</th> <th>RA</th> <th>HS</th> <th>FMV</th> <th>HW</th> <th>MFR</th> <th>BSW</th> <th>AW</th> <th>BW</th> <th>HB</th> </tr> </thead> <tbody> <tr> <td></td> <td>√</td> <td>√</td> <td>√</td> <td>√</td> <td>√</td> <td>√</td> <td>√</td> <td>√</td> <td>N/A</td> </tr> </tbody> </table>	Attendance List	RA	HS	FMV	HW	MFR	BSW	AW	BW	HB		√	√	√	√	√	√	√
Attendance List	RA	HS	FMV	HW	MFR	BSW	AW	BW	HB											
	√	√	√	√	√	√	√	√	N/A											
23.	April 17, 2023	<ol style="list-style-type: none"> 1. Operational Performance Report and Revenue W2 April 2023 2. Report of Limited Meetings Agenda 																		
		<table border="1"> <thead> <tr> <th>Attendance List</th> <th>RA</th> <th>HS</th> <th>FMV</th> <th>HW</th> <th>MFR</th> <th>BSW</th> <th>AW</th> <th>BW</th> <th>HB</th> </tr> </thead> <tbody> <tr> <td></td> <td>√</td> <td>√</td> <td>√</td> <td>√</td> <td>-</td> <td>√</td> <td>√</td> <td>√</td> <td>N/A</td> </tr> </tbody> </table>	Attendance List	RA	HS	FMV	HW	MFR	BSW	AW	BW	HB		√	√	√	√	-	√	√
Attendance List	RA	HS	FMV	HW	MFR	BSW	AW	BW	HB											
	√	√	√	√	-	√	√	√	N/A											

No.	Date	Meetings Agenda																		
24.	April 19, 2023	<ol style="list-style-type: none"> 1. Report of FMC Progress 2. Report of Telkom Performance YtD March 2023 3. Update on Personal Data Protection (PDP) and Cyber Security at TelkomGroup : Strengthening Governance and Tools 																		
	Attendance List	<table border="1"> <thead> <tr> <th>RA</th> <th>HS</th> <th>FMV</th> <th>HW</th> <th>MFR</th> <th>BSW</th> <th>AW</th> <th>BW</th> <th>HB</th> </tr> </thead> <tbody> <tr> <td>√</td> <td>√</td> <td>√</td> <td>√</td> <td>√</td> <td>√</td> <td>√</td> <td>√</td> <td>N/A</td> </tr> </tbody> </table>	RA	HS	FMV	HW	MFR	BSW	AW	BW	HB	√	√	√	√	√	√	√	√	N/A
RA	HS	FMV	HW	MFR	BSW	AW	BW	HB												
√	√	√	√	√	√	√	√	N/A												
25.	April 27, 2023	<ol style="list-style-type: none"> 1. Operational Performance Report, Revenue & SI Program Action Based YtD March (Closing) 2023 and W3 April 2023 2. Report of Limited Meetings Agenda 																		
	Attendance List	<table border="1"> <thead> <tr> <th>RA</th> <th>HS</th> <th>FMV</th> <th>HW</th> <th>MFR</th> <th>BSW</th> <th>AW</th> <th>BW</th> <th>HB</th> </tr> </thead> <tbody> <tr> <td>√</td> <td>√</td> <td>√</td> <td>√</td> <td>√</td> <td>√</td> <td>√</td> <td>√</td> <td>N/A</td> </tr> </tbody> </table>	RA	HS	FMV	HW	MFR	BSW	AW	BW	HB	√	√	√	√	√	√	√	√	N/A
RA	HS	FMV	HW	MFR	BSW	AW	BW	HB												
√	√	√	√	√	√	√	√	N/A												
26.	May 02, 2023	<ol style="list-style-type: none"> 1. Report of Limited Meetings Agenda 2. Operational Performance Report & Revenue W4 April 2023 3. Report of Limited Meetings Agenda 																		
	Attendance List	<table border="1"> <thead> <tr> <th>RA</th> <th>HS</th> <th>FMV</th> <th>HW</th> <th>MFR</th> <th>BSW</th> <th>AW</th> <th>BW</th> <th>HB</th> </tr> </thead> <tbody> <tr> <td>√</td> <td>√</td> <td>√</td> <td>√</td> <td>√</td> <td>√</td> <td>√</td> <td>√</td> <td>N/A</td> </tr> </tbody> </table>	RA	HS	FMV	HW	MFR	BSW	AW	BW	HB	√	√	√	√	√	√	√	√	N/A
RA	HS	FMV	HW	MFR	BSW	AW	BW	HB												
√	√	√	√	√	√	√	√	N/A												
27.	May 19, 2023	<ol style="list-style-type: none"> 1. Report of Limited Meetings Agenda 																		
	Attendance List	<table border="1"> <thead> <tr> <th>RA</th> <th>HS</th> <th>FMV</th> <th>HW</th> <th>MFR</th> <th>BSW</th> <th>AW</th> <th>BW</th> <th>HB</th> </tr> </thead> <tbody> <tr> <td>√</td> <td>√</td> <td>√</td> <td>√</td> <td>√</td> <td>√</td> <td>√</td> <td>√</td> <td>N/A</td> </tr> </tbody> </table>	RA	HS	FMV	HW	MFR	BSW	AW	BW	HB	√	√	√	√	√	√	√	√	N/A
RA	HS	FMV	HW	MFR	BSW	AW	BW	HB												
√	√	√	√	√	√	√	√	N/A												
28.	May 26, 2023	<ol style="list-style-type: none"> 1. Report of Limited Meetings Agenda 																		
	Attendance List	<table border="1"> <thead> <tr> <th>RA</th> <th>HS</th> <th>FMV</th> <th>HW</th> <th>MFR</th> <th>BSW</th> <th>AW</th> <th>BW</th> <th>HB</th> </tr> </thead> <tbody> <tr> <td>√</td> <td>√</td> <td>√</td> <td>√</td> <td>√</td> <td>√</td> <td>√</td> <td>√</td> <td>N/A</td> </tr> </tbody> </table>	RA	HS	FMV	HW	MFR	BSW	AW	BW	HB	√	√	√	√	√	√	√	√	N/A
RA	HS	FMV	HW	MFR	BSW	AW	BW	HB												
√	√	√	√	√	√	√	√	N/A												
29.	May 30, 2023	<ol style="list-style-type: none"> 1. Report of Limited Meetings Agenda 																		
	Attendance List	<table border="1"> <thead> <tr> <th>RA</th> <th>HS</th> <th>FMV</th> <th>HW</th> <th>MFR</th> <th>BSW</th> <th>AW</th> <th>BW</th> <th>HB</th> </tr> </thead> <tbody> <tr> <td>√</td> <td>√</td> <td>√</td> <td>√</td> <td>√</td> <td>√</td> <td>√</td> <td>√</td> <td>N/A</td> </tr> </tbody> </table>	RA	HS	FMV	HW	MFR	BSW	AW	BW	HB	√	√	√	√	√	√	√	√	N/A
RA	HS	FMV	HW	MFR	BSW	AW	BW	HB												
√	√	√	√	√	√	√	√	N/A												
30.	May 31, 2023	<ol style="list-style-type: none"> 1. Report of Limited Meetings Agenda 																		
	Attendance List	<table border="1"> <thead> <tr> <th>RA</th> <th>HS</th> <th>FMV</th> <th>HW</th> <th>MFR</th> <th>BSW</th> <th>AW</th> <th>BW</th> <th>HB</th> </tr> </thead> <tbody> <tr> <td>√</td> <td>√</td> <td>√</td> <td>√</td> <td>√</td> <td>√</td> <td>√</td> <td>√</td> <td>√</td> </tr> </tbody> </table>	RA	HS	FMV	HW	MFR	BSW	AW	BW	HB	√	√	√	√	√	√	√	√	√
RA	HS	FMV	HW	MFR	BSW	AW	BW	HB												
√	√	√	√	√	√	√	√	√												
31.	June 07, 2023	<ol style="list-style-type: none"> 1. Report of Proposed Group Business Development 2. Report of Remuneration of the Board of Directors and Commissioners of Subsidiaries 																		
	Attendance List	<table border="1"> <thead> <tr> <th>RA</th> <th>HS</th> <th>FMV</th> <th>HW</th> <th>MFR</th> <th>BSW</th> <th>AW</th> <th>BW</th> <th>HB</th> </tr> </thead> <tbody> <tr> <td>√</td> <td>√</td> <td>√</td> <td>√</td> <td>√</td> <td>√</td> <td>√</td> <td>√</td> <td>√</td> </tr> </tbody> </table>	RA	HS	FMV	HW	MFR	BSW	AW	BW	HB	√	√	√	√	√	√	√	√	√
RA	HS	FMV	HW	MFR	BSW	AW	BW	HB												
√	√	√	√	√	√	√	√	√												
32.	June 13, 2023	<ol style="list-style-type: none"> 1. Operational Performance Report & Revenue YtD May 2023 (Outlook) and W1 June 2023 2. Report of Readiness of Celebrate Telkom's Anniversary 3. Report of Limited Meetings Agenda 																		
	Attendance List	<table border="1"> <thead> <tr> <th>RA</th> <th>HS</th> <th>FMV</th> <th>HW</th> <th>MFR</th> <th>BSW</th> <th>AW</th> <th>BW</th> <th>HB</th> </tr> </thead> <tbody> <tr> <td>√</td> <td>√</td> <td>√</td> <td>√</td> <td>√</td> <td>√</td> <td>√</td> <td>√</td> <td>√</td> </tr> </tbody> </table>	RA	HS	FMV	HW	MFR	BSW	AW	BW	HB	√	√	√	√	√	√	√	√	√
RA	HS	FMV	HW	MFR	BSW	AW	BW	HB												
√	√	√	√	√	√	√	√	√												

CORPORATE GOVERNANCE

No.	Date	Meetings Agenda																		
33.	June 20, 2023	<ol style="list-style-type: none"> Operational Performance Report & Revenue W2 June 2023 Report of Limited Meetings Agenda Report of Limited Meetings Agenda Report of Limited Meetings Agenda Sharing Session Generative AI by BCG Report of Limited Meetings Agenda 																		
		<table border="1"> <thead> <tr> <th>Attendance List</th> <th>RA</th> <th>HS</th> <th>FMV</th> <th>HW</th> <th>MFR</th> <th>BSW</th> <th>AW</th> <th>BW</th> <th>HB</th> </tr> </thead> <tbody> <tr> <td></td> <td>√</td> <td>√</td> <td>√</td> <td>√</td> <td>√</td> <td>-</td> <td>√</td> <td>√</td> <td>√</td> </tr> </tbody> </table>	Attendance List	RA	HS	FMV	HW	MFR	BSW	AW	BW	HB		√	√	√	√	√	-	√
Attendance List	RA	HS	FMV	HW	MFR	BSW	AW	BW	HB											
	√	√	√	√	√	-	√	√	√											
34.	June 26, 2023	<ol style="list-style-type: none"> Report of Limited Meetings Agenda 																		
		<table border="1"> <thead> <tr> <th>Attendance List</th> <th>RA</th> <th>HS</th> <th>FMV</th> <th>HW</th> <th>MFR</th> <th>BSW</th> <th>AW</th> <th>BW</th> <th>HB</th> </tr> </thead> <tbody> <tr> <td></td> <td>√</td> <td>√</td> <td>√</td> <td>√</td> <td>√</td> <td>√</td> <td>√</td> <td>√</td> <td>√</td> </tr> </tbody> </table>	Attendance List	RA	HS	FMV	HW	MFR	BSW	AW	BW	HB		√	√	√	√	√	√	√
Attendance List	RA	HS	FMV	HW	MFR	BSW	AW	BW	HB											
	√	√	√	√	√	√	√	√	√											
35.	June 27, 2023	<ol style="list-style-type: none"> Operational Performance Report, Revenue & SI Program Action Based YtD May (Closing) 2023 and W3 June 2023 Report of Limited Meetings Agenda Report of Spin Off Agreement IndiHome 																		
		<table border="1"> <thead> <tr> <th>Attendance List</th> <th>RA</th> <th>HS</th> <th>FMV</th> <th>HW</th> <th>MFR</th> <th>BSW</th> <th>AW</th> <th>BW</th> <th>HB</th> </tr> </thead> <tbody> <tr> <td></td> <td>√</td> <td>√</td> <td>√</td> <td>√</td> <td>√</td> <td>-</td> <td>√</td> <td>√</td> <td>√</td> </tr> </tbody> </table>	Attendance List	RA	HS	FMV	HW	MFR	BSW	AW	BW	HB		√	√	√	√	√	-	√
Attendance List	RA	HS	FMV	HW	MFR	BSW	AW	BW	HB											
	√	√	√	√	√	-	√	√	√											
36.	July 04, 2023	<ol style="list-style-type: none"> Operational Performance Report & Revenue W4 June 2023 Report of Limited Meetings Agenda Report of Limited Meetings Agenda 																		
		<table border="1"> <thead> <tr> <th>Attendance List</th> <th>RA</th> <th>HS</th> <th>FMV</th> <th>HW</th> <th>MFR</th> <th>BSW</th> <th>AW</th> <th>BW</th> <th>HB</th> </tr> </thead> <tbody> <tr> <td></td> <td>√</td> <td>√</td> <td>√</td> <td>√</td> <td>√</td> <td>-</td> <td>√</td> <td>√</td> <td>√</td> </tr> </tbody> </table>	Attendance List	RA	HS	FMV	HW	MFR	BSW	AW	BW	HB		√	√	√	√	√	-	√
Attendance List	RA	HS	FMV	HW	MFR	BSW	AW	BW	HB											
	√	√	√	√	√	-	√	√	√											
37.	July 11, 2023	<ol style="list-style-type: none"> Operational Performance Report, Revenue YtD Juni 2023 (Outlook) Report of Limited Meetings Agenda 																		
		<table border="1"> <thead> <tr> <th>Attendance List</th> <th>RA</th> <th>HS</th> <th>FMV</th> <th>HW</th> <th>MFR</th> <th>BSW</th> <th>AW</th> <th>BW</th> <th>HB</th> </tr> </thead> <tbody> <tr> <td></td> <td>√</td> <td>√</td> <td>√</td> <td>√</td> <td>√</td> <td>√</td> <td>√</td> <td>√</td> <td>√</td> </tr> </tbody> </table>	Attendance List	RA	HS	FMV	HW	MFR	BSW	AW	BW	HB		√	√	√	√	√	√	√
Attendance List	RA	HS	FMV	HW	MFR	BSW	AW	BW	HB											
	√	√	√	√	√	√	√	√	√											
38.	July 18, 2023	<ol style="list-style-type: none"> Operational Performance Report & Revenue W2 July 2023 Report of Limited Meetings Agenda 																		
		<table border="1"> <thead> <tr> <th>Attendance List</th> <th>RA</th> <th>HS</th> <th>FMV</th> <th>HW</th> <th>MFR</th> <th>BSW</th> <th>AW</th> <th>BW</th> <th>HB</th> </tr> </thead> <tbody> <tr> <td></td> <td>√</td> <td>√</td> <td>√</td> <td>√</td> <td>√</td> <td>√</td> <td>√</td> <td>√</td> <td>√</td> </tr> </tbody> </table>	Attendance List	RA	HS	FMV	HW	MFR	BSW	AW	BW	HB		√	√	√	√	√	√	√
Attendance List	RA	HS	FMV	HW	MFR	BSW	AW	BW	HB											
	√	√	√	√	√	√	√	√	√											
39.	July 21, 2023	<ol style="list-style-type: none"> Telkom Performance YtD June 2023 and BoC concern Update on Litigation Case TW II/2022 Explanation of Sinergy Telkomsel-Go-To 2020-2023 Telkom's Corporate Communication (Corcom) Strategy: Evaluation for Semester 1 2023 & Corcomm focus points in Semester 2 2023 																		
		<table border="1"> <thead> <tr> <th>Attendance List</th> <th>RA</th> <th>HS</th> <th>FMV</th> <th>HW</th> <th>MFR</th> <th>BSW</th> <th>AW</th> <th>BW</th> <th>HB</th> </tr> </thead> <tbody> <tr> <td></td> <td>√</td> <td>√</td> <td>√</td> <td>√</td> <td>√</td> <td>√</td> <td>√</td> <td>√</td> <td>√</td> </tr> </tbody> </table>	Attendance List	RA	HS	FMV	HW	MFR	BSW	AW	BW	HB		√	√	√	√	√	√	√
Attendance List	RA	HS	FMV	HW	MFR	BSW	AW	BW	HB											
	√	√	√	√	√	√	√	√	√											

No.	Date	Meetings Agenda																		
40.	July 25, 2023	<ol style="list-style-type: none"> 1. Report of Limited Meetings Agenda 2. Operational Performance Report, Revenue & SI Program Action Based YtD June (Closing) 2023 and W3 July 2023 																		
	Attendance List	<table border="1"> <thead> <tr> <th>RA</th> <th>HS</th> <th>FMV</th> <th>HW</th> <th>MFR</th> <th>BSW</th> <th>AW</th> <th>BW</th> <th>HB</th> </tr> </thead> <tbody> <tr> <td>√</td> <td>√</td> <td>√</td> <td>√</td> <td>√</td> <td>√</td> <td>-</td> <td>√</td> <td>√</td> </tr> </tbody> </table>	RA	HS	FMV	HW	MFR	BSW	AW	BW	HB	√	√	√	√	√	√	-	√	√
RA	HS	FMV	HW	MFR	BSW	AW	BW	HB												
√	√	√	√	√	√	-	√	√												
41.	August 01, 2023	<ol style="list-style-type: none"> 1. Sharing Session Business Partner SME Implementation on China (Macro, Geopolitics, Innovation/R&D and Supply Chain) 2. Report of Limited Meetings Agenda 3. Report of Limited Meetings Agenda 4. Operational Performance Report and Revenue W4 July 2023 																		
	Attendance List	<table border="1"> <thead> <tr> <th>RA</th> <th>HS</th> <th>FMV</th> <th>HW</th> <th>MFR</th> <th>BSW</th> <th>AW</th> <th>BW</th> <th>HB</th> </tr> </thead> <tbody> <tr> <td>√</td> <td>√</td> <td>√</td> <td>√</td> <td>√</td> <td>√</td> <td>√</td> <td>√</td> <td>√</td> </tr> </tbody> </table>	RA	HS	FMV	HW	MFR	BSW	AW	BW	HB	√	√	√	√	√	√	√	√	√
RA	HS	FMV	HW	MFR	BSW	AW	BW	HB												
√	√	√	√	√	√	√	√	√												
42.	August 08, 2023	<ol style="list-style-type: none"> 1. Operational Performance Report & Revenue YtD July 2023 (Outlook) 2. Report of Limited Meetings Agenda 																		
	Attendance List	<table border="1"> <thead> <tr> <th>RA</th> <th>HS</th> <th>FMV</th> <th>HW</th> <th>MFR</th> <th>BSW</th> <th>AW</th> <th>BW</th> <th>HB</th> </tr> </thead> <tbody> <tr> <td>√</td> <td>√</td> <td>√</td> <td>√</td> <td>√</td> <td>√</td> <td>√</td> <td>√</td> <td>√</td> </tr> </tbody> </table>	RA	HS	FMV	HW	MFR	BSW	AW	BW	HB	√	√	√	√	√	√	√	√	√
RA	HS	FMV	HW	MFR	BSW	AW	BW	HB												
√	√	√	√	√	√	√	√	√												
43.	August 15, 2023	<ol style="list-style-type: none"> 1. Operational Performance Report & Revenue W2 August 2023 2. Report of Limited Meetings Agenda 																		
	Attendance List	<table border="1"> <thead> <tr> <th>RA</th> <th>HS</th> <th>FMV</th> <th>HW</th> <th>MFR</th> <th>BSW</th> <th>AW</th> <th>BW</th> <th>HB</th> </tr> </thead> <tbody> <tr> <td>√</td> <td>√</td> <td>√</td> <td>√</td> <td>√</td> <td>√</td> <td>√</td> <td>√</td> <td>√</td> </tr> </tbody> </table>	RA	HS	FMV	HW	MFR	BSW	AW	BW	HB	√	√	√	√	√	√	√	√	√
RA	HS	FMV	HW	MFR	BSW	AW	BW	HB												
√	√	√	√	√	√	√	√	√												
44.	August 21, 2023	<ol style="list-style-type: none"> 1. Report of Infracore 2. Report of 1 on 1 SL Discussion 																		
	Attendance List	<table border="1"> <thead> <tr> <th>RA</th> <th>HS</th> <th>FMV</th> <th>HW</th> <th>MFR</th> <th>BSW</th> <th>AW</th> <th>BW</th> <th>HB</th> </tr> </thead> <tbody> <tr> <td>√</td> <td>√</td> <td>√</td> <td>√</td> <td>√</td> <td>√</td> <td>√</td> <td>√</td> <td>√</td> </tr> </tbody> </table>	RA	HS	FMV	HW	MFR	BSW	AW	BW	HB	√	√	√	√	√	√	√	√	√
RA	HS	FMV	HW	MFR	BSW	AW	BW	HB												
√	√	√	√	√	√	√	√	√												
45.	August 23, 2023	<ol style="list-style-type: none"> 1. Progress in Handling KDK for Audit Investigation (Outstanding > 1 years) 2. Evaluate of FMC Progress and Infracore 3. Telkom Performance YtD July 2023 																		
	Attendance List	<table border="1"> <thead> <tr> <th>RA</th> <th>HS</th> <th>FMV</th> <th>HW</th> <th>MFR</th> <th>BSW</th> <th>AW</th> <th>BW</th> <th>HB</th> </tr> </thead> <tbody> <tr> <td>√</td> <td>√</td> <td>√</td> <td>√</td> <td>√</td> <td>√</td> <td>√</td> <td>√</td> <td>√</td> </tr> </tbody> </table>	RA	HS	FMV	HW	MFR	BSW	AW	BW	HB	√	√	√	√	√	√	√	√	√
RA	HS	FMV	HW	MFR	BSW	AW	BW	HB												
√	√	√	√	√	√	√	√	√												
46.	August 29, 2023	<ol style="list-style-type: none"> 1. Operational Performance Report & Revenue W4 August 2023 2. Report of Limited Meetings Agenda 																		
	Attendance List	<table border="1"> <thead> <tr> <th>RA</th> <th>HS</th> <th>FMV</th> <th>HW</th> <th>MFR</th> <th>BSW</th> <th>AW</th> <th>BW</th> <th>HB</th> </tr> </thead> <tbody> <tr> <td>√</td> <td>√</td> <td>√</td> <td>√</td> <td>-</td> <td>√</td> <td>√</td> <td>√</td> <td>√</td> </tr> </tbody> </table>	RA	HS	FMV	HW	MFR	BSW	AW	BW	HB	√	√	√	√	-	√	√	√	√
RA	HS	FMV	HW	MFR	BSW	AW	BW	HB												
√	√	√	√	-	√	√	√	√												
47.	September 05, 2023	<ol style="list-style-type: none"> 1. Report of Progress ASEAN-Indo-Pacific Forum 2023 2. Report of Limited Meetings Agenda 3. Operational Performance Report & Revenue YtD August 2023 (Outlook) 																		
	Attendance List	<table border="1"> <thead> <tr> <th>RA</th> <th>HS</th> <th>FMV</th> <th>HW</th> <th>MFR</th> <th>BSW</th> <th>AW</th> <th>BW</th> <th>HB</th> </tr> </thead> <tbody> <tr> <td>√</td> <td>√</td> <td>√</td> <td>√</td> <td>√</td> <td>-</td> <td>√</td> <td>√</td> <td>√</td> </tr> </tbody> </table>	RA	HS	FMV	HW	MFR	BSW	AW	BW	HB	√	√	√	√	√	-	√	√	√
RA	HS	FMV	HW	MFR	BSW	AW	BW	HB												
√	√	√	√	√	-	√	√	√												

No.	Date	Meetings Agenda																		
48.	September 12, 2023	<ol style="list-style-type: none"> Operational Performance Report and Revenue W1 September 2023 Report of Certification Program "Qualified Risk Governance Professional" for Board of Directors and Board of Commissioners. Report of Limited Meetings Agenda 																		
		<table border="1"> <thead> <tr> <th>Attendance List</th> <th>RA</th> <th>HS</th> <th>FMV</th> <th>HW</th> <th>MFR</th> <th>BSW</th> <th>AW</th> <th>BW</th> <th>HB</th> </tr> </thead> <tbody> <tr> <td></td> <td>-</td> <td>√</td> <td>√</td> <td>√</td> <td>√</td> <td>√</td> <td>√</td> <td>√</td> <td>√</td> </tr> </tbody> </table>	Attendance List	RA	HS	FMV	HW	MFR	BSW	AW	BW	HB		-	√	√	√	√	√	√
Attendance List	RA	HS	FMV	HW	MFR	BSW	AW	BW	HB											
	-	√	√	√	√	√	√	√	√											
49.	September 19, 2023	<ol style="list-style-type: none"> Operational Performance Report, Revenue & SI Program Action Based YtD August (Closing) 2023 and W2 September 2023 Report of Limited Meetings Agenda 																		
		<table border="1"> <thead> <tr> <th>Attendance List</th> <th>RA</th> <th>HS</th> <th>FMV</th> <th>HW</th> <th>MFR</th> <th>BSW</th> <th>AW</th> <th>BW</th> <th>HB</th> </tr> </thead> <tbody> <tr> <td></td> <td>√</td> <td>√</td> <td>√</td> <td>√</td> <td>√</td> <td>√</td> <td>√</td> <td>√</td> <td>√</td> </tr> </tbody> </table>	Attendance List	RA	HS	FMV	HW	MFR	BSW	AW	BW	HB		√	√	√	√	√	√	√
Attendance List	RA	HS	FMV	HW	MFR	BSW	AW	BW	HB											
	√	√	√	√	√	√	√	√	√											
50.	September 21, 2023	<ol style="list-style-type: none"> Discussion on Proposed Changes to Pension Fund Regulations (PDP) Telkom Telkom Performance YtD August 2023 Evaluate of FMC Progress Submission of Proposals regarding Telkom Risk Categories in accordance with SOE Minister's Regulation No.02/2023 																		
		<table border="1"> <thead> <tr> <th>Attendance List</th> <th>RA</th> <th>HS</th> <th>FMV</th> <th>HW</th> <th>MFR</th> <th>BSW</th> <th>AW</th> <th>BW</th> <th>HB</th> </tr> </thead> <tbody> <tr> <td></td> <td>√</td> <td>√</td> <td>√</td> <td>√</td> <td>√</td> <td>√</td> <td>√</td> <td>√</td> <td>√</td> </tr> </tbody> </table>	Attendance List	RA	HS	FMV	HW	MFR	BSW	AW	BW	HB		√	√	√	√	√	√	√
Attendance List	RA	HS	FMV	HW	MFR	BSW	AW	BW	HB											
	√	√	√	√	√	√	√	√	√											
51.	September 26, 2023	<ol style="list-style-type: none"> Operational Performance Report & Revenue W4 September 2023 Report of Limited Meetings Agenda 																		
		<table border="1"> <thead> <tr> <th>Attendance List</th> <th>RA</th> <th>HS</th> <th>FMV</th> <th>HW</th> <th>MFR</th> <th>BSW</th> <th>AW</th> <th>BW</th> <th>HB</th> </tr> </thead> <tbody> <tr> <td></td> <td>√</td> <td>√</td> <td>√</td> <td>√</td> <td>√</td> <td>√</td> <td>√</td> <td>√</td> <td>√</td> </tr> </tbody> </table>	Attendance List	RA	HS	FMV	HW	MFR	BSW	AW	BW	HB		√	√	√	√	√	√	√
Attendance List	RA	HS	FMV	HW	MFR	BSW	AW	BW	HB											
	√	√	√	√	√	√	√	√	√											
52.	October 03, 2023	<ol style="list-style-type: none"> Operational Performance Report & Revenue W4 September 2023 (Outlook) Report of Limited Meetings Agenda 																		
		<table border="1"> <thead> <tr> <th>Attendance List</th> <th>RA</th> <th>HS</th> <th>FMV</th> <th>HW</th> <th>MFR</th> <th>BSW</th> <th>AW</th> <th>BW</th> <th>HB</th> </tr> </thead> <tbody> <tr> <td></td> <td>-</td> <td>√</td> <td>√</td> <td>√</td> <td>√</td> <td>√</td> <td>√</td> <td>√</td> <td>√</td> </tr> </tbody> </table>	Attendance List	RA	HS	FMV	HW	MFR	BSW	AW	BW	HB		-	√	√	√	√	√	√
Attendance List	RA	HS	FMV	HW	MFR	BSW	AW	BW	HB											
	-	√	√	√	√	√	√	√	√											
53.	October 10, 2023	<ol style="list-style-type: none"> Operational Performance Report and Revenue YtD September 2023 (Outlook) Report of Limited Meetings Agenda 																		
		<table border="1"> <thead> <tr> <th>Attendance List</th> <th>RA</th> <th>HS</th> <th>FMV</th> <th>HW</th> <th>MFR</th> <th>BSW</th> <th>AW</th> <th>BW</th> <th>HB</th> </tr> </thead> <tbody> <tr> <td></td> <td>√</td> <td>√</td> <td>√</td> <td>√</td> <td>√</td> <td>√</td> <td>√</td> <td>√</td> <td>√</td> </tr> </tbody> </table>	Attendance List	RA	HS	FMV	HW	MFR	BSW	AW	BW	HB		√	√	√	√	√	√	√
Attendance List	RA	HS	FMV	HW	MFR	BSW	AW	BW	HB											
	√	√	√	√	√	√	√	√	√											
54.	October 17, 2023	<ol style="list-style-type: none"> Operational Performance Report & Revenue W2 October 2023 Report of Limited Meetings Agenda 																		
		<table border="1"> <thead> <tr> <th>Attendance List</th> <th>RA</th> <th>HS</th> <th>FMV</th> <th>HW</th> <th>MFR</th> <th>BSW</th> <th>AW</th> <th>BW</th> <th>HB</th> </tr> </thead> <tbody> <tr> <td></td> <td>-</td> <td>√</td> <td>-</td> <td>√</td> <td>-</td> <td>√</td> <td>√</td> <td>√</td> <td>√</td> </tr> </tbody> </table>	Attendance List	RA	HS	FMV	HW	MFR	BSW	AW	BW	HB		-	√	-	√	-	√	√
Attendance List	RA	HS	FMV	HW	MFR	BSW	AW	BW	HB											
	-	√	-	√	-	√	√	√	√											
55.	October 20, 2023	<ol style="list-style-type: none"> Telkom Performance YtD September 2023 Update Progress FMC : Aspect Go To Market Report of Compliance Telkom and Telkomsel to fulfilling obligations as Data Controller and/or Data Processor in accordance with the Personal Data Protection Law 																		
		<table border="1"> <thead> <tr> <th>Attendance List</th> <th>RA</th> <th>HS</th> <th>FMV</th> <th>HW</th> <th>MFR</th> <th>BSW</th> <th>AW</th> <th>BW</th> <th>HB</th> </tr> </thead> <tbody> <tr> <td></td> <td>√</td> <td>√</td> <td>√</td> <td>√</td> <td>√</td> <td>√</td> <td>√</td> <td>√</td> <td>√</td> </tr> </tbody> </table>	Attendance List	RA	HS	FMV	HW	MFR	BSW	AW	BW	HB		√	√	√	√	√	√	√
Attendance List	RA	HS	FMV	HW	MFR	BSW	AW	BW	HB											
	√	√	√	√	√	√	√	√	√											

No.	Date	Meetings Agenda																		
56.	October 24, 2023	1. Operational Performance Report, Revenue & SI Program Action Based YtD August (Closing) 2023 and W2 September 2023 2. Report of Limited Meetings Agenda																		
	Attendance List	<table border="1"> <thead> <tr> <th>RA</th> <th>HS</th> <th>FMV</th> <th>HW</th> <th>MFR</th> <th>BSW</th> <th>AW</th> <th>BW</th> <th>HB</th> </tr> </thead> <tbody> <tr> <td>√</td> <td>√</td> <td>√</td> <td>√</td> <td>√</td> <td>-</td> <td>√</td> <td>√</td> <td>√</td> </tr> </tbody> </table>	RA	HS	FMV	HW	MFR	BSW	AW	BW	HB	√	√	√	√	√	-	√	√	√
RA	HS	FMV	HW	MFR	BSW	AW	BW	HB												
√	√	√	√	√	-	√	√	√												
57.	October 25, 2023	1. Report of Limited Meetings Agenda																		
	Attendance List	<table border="1"> <thead> <tr> <th>RA</th> <th>HS</th> <th>FMV</th> <th>HW</th> <th>MFR</th> <th>BSW</th> <th>AW</th> <th>BW</th> <th>HB</th> </tr> </thead> <tbody> <tr> <td>√</td> <td>√</td> <td>√</td> <td>√</td> <td>√</td> <td>√</td> <td>√</td> <td>√</td> <td>√</td> </tr> </tbody> </table>	RA	HS	FMV	HW	MFR	BSW	AW	BW	HB	√	√	√	√	√	√	√	√	√
RA	HS	FMV	HW	MFR	BSW	AW	BW	HB												
√	√	√	√	√	√	√	√	√												
58.	October 31, 2023	1. Operational Performance Report & Revenue W4 October 2023 2. Report of Limited Meetings Agenda																		
	Attendance List	<table border="1"> <thead> <tr> <th>RA</th> <th>HS</th> <th>FMV</th> <th>HW</th> <th>MFR</th> <th>BSW</th> <th>AW</th> <th>BW</th> <th>HB</th> </tr> </thead> <tbody> <tr> <td>√</td> <td>√</td> <td>√</td> <td>-</td> <td>√</td> <td>√</td> <td>√</td> <td>√</td> <td>√</td> </tr> </tbody> </table>	RA	HS	FMV	HW	MFR	BSW	AW	BW	HB	√	√	√	-	√	√	√	√	√
RA	HS	FMV	HW	MFR	BSW	AW	BW	HB												
√	√	√	-	√	√	√	√	√												
59.	November 01, 2023	1. Report of Earning Call Q3 2023																		
	Attendance List	<table border="1"> <thead> <tr> <th>RA</th> <th>HS</th> <th>FMV</th> <th>HW</th> <th>MFR</th> <th>BSW</th> <th>AW</th> <th>BW</th> <th>HB</th> </tr> </thead> <tbody> <tr> <td>√</td> <td>√</td> <td>√</td> <td>√</td> <td>√</td> <td>√</td> <td>√</td> <td>√</td> <td>√</td> </tr> </tbody> </table>	RA	HS	FMV	HW	MFR	BSW	AW	BW	HB	√	√	√	√	√	√	√	√	√
RA	HS	FMV	HW	MFR	BSW	AW	BW	HB												
√	√	√	√	√	√	√	√	√												
60.	November 07, 2023	1. Operational Performance Report & Revenue YtD October 2023 (Outlook) 2. Report of Limited Meetings Agenda																		
	Attendance List	<table border="1"> <thead> <tr> <th>RA</th> <th>HS</th> <th>FMV</th> <th>HW</th> <th>MFR</th> <th>BSW</th> <th>AW</th> <th>BW</th> <th>HB</th> </tr> </thead> <tbody> <tr> <td>√</td> <td>√</td> <td>√</td> <td>√</td> <td>-</td> <td>-</td> <td>√</td> <td>√</td> <td>√</td> </tr> </tbody> </table>	RA	HS	FMV	HW	MFR	BSW	AW	BW	HB	√	√	√	√	-	-	√	√	√
RA	HS	FMV	HW	MFR	BSW	AW	BW	HB												
√	√	√	√	-	-	√	√	√												
61.	November 10, 2023	1. Report of Final Draft RKAP 2024 (Including response to RKAP 2024 Concerns from the Board of Commissioners during 1 On 1 session) 2. Report of Five Bold Moves: Reconfirming Position and Strategic Alignment of Subsidiaries in Implementing Five Bold Moves																		
	Attendance List	<table border="1"> <thead> <tr> <th>RA</th> <th>HS</th> <th>FMV</th> <th>HW</th> <th>MFR</th> <th>BSW</th> <th>AW</th> <th>BW</th> <th>HB</th> </tr> </thead> <tbody> <tr> <td>√</td> <td>√</td> <td>√</td> <td>√</td> <td>√</td> <td>√</td> <td>√</td> <td>√</td> <td>√</td> </tr> </tbody> </table>	RA	HS	FMV	HW	MFR	BSW	AW	BW	HB	√	√	√	√	√	√	√	√	√
RA	HS	FMV	HW	MFR	BSW	AW	BW	HB												
√	√	√	√	√	√	√	√	√												
62.	November 14, 2023	1. Operational Performance Report & Revenue W2 November 2023 2. Update on LKPP Progress and Committee Decision 3. Report of Limited Meetings Agenda																		
	Attendance List	<table border="1"> <thead> <tr> <th>RA</th> <th>HS</th> <th>FMV</th> <th>HW</th> <th>MFR</th> <th>BSW</th> <th>AW</th> <th>BW</th> <th>HB</th> </tr> </thead> <tbody> <tr> <td>√</td> <td>√</td> <td>√</td> <td>√</td> <td>√</td> <td>√</td> <td>√</td> <td>√</td> <td>√</td> </tr> </tbody> </table>	RA	HS	FMV	HW	MFR	BSW	AW	BW	HB	√	√	√	√	√	√	√	√	√
RA	HS	FMV	HW	MFR	BSW	AW	BW	HB												
√	√	√	√	√	√	√	√	√												
63.	November 21, 2023	1. Telkom Performance Report YtD October 2023 and BoC Concern routine																		
	Attendance List	<table border="1"> <thead> <tr> <th>RA</th> <th>HS</th> <th>FMV</th> <th>HW</th> <th>MFR</th> <th>BSW</th> <th>AW</th> <th>BW</th> <th>HB</th> </tr> </thead> <tbody> <tr> <td>√</td> <td>-</td> <td>√</td> <td>√</td> <td>√</td> <td>√</td> <td>√</td> <td>√</td> <td>√</td> </tr> </tbody> </table>	RA	HS	FMV	HW	MFR	BSW	AW	BW	HB	√	-	√	√	√	√	√	√	√
RA	HS	FMV	HW	MFR	BSW	AW	BW	HB												
√	-	√	√	√	√	√	√	√												
64.	November 28, 2023	1. Operational Performance Report & Revenue W4 November 2023 2. Report of Limited Meetings Agenda																		
	Attendance List	<table border="1"> <thead> <tr> <th>RA</th> <th>HS</th> <th>FMV</th> <th>HW</th> <th>MFR</th> <th>BSW</th> <th>AW</th> <th>BW</th> <th>HB</th> </tr> </thead> <tbody> <tr> <td>√</td> <td>-</td> <td>√</td> <td>√</td> <td>√</td> <td>√</td> <td>√</td> <td>√</td> <td>√</td> </tr> </tbody> </table>	RA	HS	FMV	HW	MFR	BSW	AW	BW	HB	√	-	√	√	√	√	√	√	√
RA	HS	FMV	HW	MFR	BSW	AW	BW	HB												
√	-	√	√	√	√	√	√	√												

CORPORATE GOVERNANCE

No.	Date	Meetings Agenda																		
65.	December 5, 2023	1. Operational Performance Report & Revenue YtD November 2023 (Outlook) 2. Report of Limited Meetings Agenda																		
	Attendance List	<table border="1"> <thead> <tr> <th>RA</th> <th>HS</th> <th>FMV</th> <th>HW</th> <th>MFR</th> <th>BSW</th> <th>AW</th> <th>BW</th> <th>HB</th> </tr> </thead> <tbody> <tr> <td>√</td> <td>√</td> <td>√</td> <td>√</td> <td>√</td> <td>√</td> <td>√</td> <td>√</td> <td>√</td> </tr> </tbody> </table>	RA	HS	FMV	HW	MFR	BSW	AW	BW	HB	√	√	√	√	√	√	√	√	√
RA	HS	FMV	HW	MFR	BSW	AW	BW	HB												
√	√	√	√	√	√	√	√	√												
66.	December 12, 2023	1. Operational Performance Report & Revenue W1 December 2023 2. Update Competitive Intelligence Icon+ and Lintas Artha 3. Report of Limited Meetings Agenda																		
	Attendance List	<table border="1"> <thead> <tr> <th>RA</th> <th>HS</th> <th>FMV</th> <th>HW</th> <th>MFR</th> <th>BSW</th> <th>AW</th> <th>BW</th> <th>HB</th> </tr> </thead> <tbody> <tr> <td>√</td> <td>-</td> <td>√</td> <td>√</td> <td>√</td> <td>√</td> <td>-</td> <td>√</td> <td>√</td> </tr> </tbody> </table>	RA	HS	FMV	HW	MFR	BSW	AW	BW	HB	√	-	√	√	√	√	-	√	√
RA	HS	FMV	HW	MFR	BSW	AW	BW	HB												
√	-	√	√	√	√	-	√	√												
67.	December 19, 2023	1. Operational Performance Report, Revenue & SI Program Action Based YtD November (Closing) 2023 and W2 September 2023 2. Report of Limited Meetings Agenda																		
	Attendance List	<table border="1"> <thead> <tr> <th>RA</th> <th>HS</th> <th>FMV</th> <th>HW</th> <th>MFR</th> <th>BSW</th> <th>AW</th> <th>BW</th> <th>HB</th> </tr> </thead> <tbody> <tr> <td>√</td> <td>√</td> <td>√</td> <td>√</td> <td>-</td> <td>√</td> <td>-</td> <td>√</td> <td>√</td> </tr> </tbody> </table>	RA	HS	FMV	HW	MFR	BSW	AW	BW	HB	√	√	√	√	-	√	-	√	√
RA	HS	FMV	HW	MFR	BSW	AW	BW	HB												
√	√	√	√	-	√	-	√	√												
68.	December 28, 2023	1. Operational Performance Report & Revenue W3 December 2023 2. Report of Progress Satgas Impact Centre Digital Connectivity Service Governance and Orchestration (DCSGO) 3. Report of TelkomClick 2024 4. Report of Limited Meetings Agenda																		
	Attendance List	<table border="1"> <thead> <tr> <th>RA</th> <th>HS</th> <th>FMV</th> <th>HW</th> <th>MFR</th> <th>BSW</th> <th>AW</th> <th>BW</th> <th>HB</th> </tr> </thead> <tbody> <tr> <td>√</td> <td>√</td> <td>√</td> <td>√</td> <td>-</td> <td>-</td> <td>√</td> <td>√</td> <td>√</td> </tr> </tbody> </table>	RA	HS	FMV	HW	MFR	BSW	AW	BW	HB	√	√	√	√	-	-	√	√	√
RA	HS	FMV	HW	MFR	BSW	AW	BW	HB												
√	√	√	√	-	-	√	√	√												

Remark:

RA	Ririek Adriansyah	BSW	Budi Setyawan Wijaya
HS	Heri Supriadi	AW	Afriwandi
FMV	FM Venusiana R.	BW	Bogi Witjaksono
HW	Herlan Wijanarko	HB	Honesti Basyir
MFR	Muhamad Fajrin Rasyid		

Board of Directors' Attendance at Internal Meetings

No.	Name	Position	Total of Meetings	Total of Attendance	Percentage of Attendance (%)
1.	Ririek Adriansyah	President Director	68	66	97.06
2.	Heri Supriadi	Director of KMR	68	64	94.12
3.	FM Venusiana R	Director of EBIS	68	67	98.53
4.	Herlan Wijanarko	Director of NITS	68	65	95.59
5.	Muhamad Fajrin Rasyid	Director of DB	68	59	86.76
6.	Budi Setyawan Wijaya	Director of SP	68	58	85.29
7.	Afriwandi	Director of HCM	68	61	89.71
8.	Bogi Witjaksono	Director of WINS	68	66	97.06
9.	Honesti Basyir	Director of GBD	39	39	100.00

CORPORATE SECRETARY

In accordance with POJK No. 35/POJK.04/2014 Regarding Corporate Secretary of Issuers or Public Companies, Telkom has the function of Corporate Secretary/Investor Relations, which facilitates internal communication between the Board of Directors and the Board of Commissioners. The Corporate Secretary is a Company organ that plays an essential role in facilitating internal Company communications, establishing relationships between the Company and its Shareholders, Government, Financial Services Authority, and other stakeholders, as well as ensuring the Company's compliance with regulations relating to the Capital Market.

CORPORATE SECRETARY'S DUTY AND RESPONSIBILITY

The Corporate Secretary has the following duties and responsibilities:

1. Preparing and organizing GMS, including the material, particularly the Annual Report;
2. Attending the Board of Directors' Meetings and Joint Meetings between the Board of Commissioners and Board of Directors;
3. Managing and maintaining documents related to the Company's activities, including the GMS's documents and other important documents of the Company; and
4. Determining criteria regarding the types and contents of information that can be presented to the Stakeholders, including information that can be published as public documents.

CORPORATE SECRETARY'S FUNCTIONS

The functions of Corporate Secretary include:

1. To prepare and communicate accurate, complete, and timely information regarding the performance and prospect of the Company to Stakeholders.
2. To synergize with related units, including the subsidiaries, for socialization, implementation, monitoring and reviewing of GCG, and its implementation.
3. To assist the Board of Directors in various activities, information, and documentation, among others:
 - a. Preparing the Register Book of Shareholders;
 - b. Attending the Board of Directors' meetings and preparing its minutes of meetings; and
 - c. Preparing and organizing GMS.
4. To publish the Company's information in a tactical, strategic, and timely manner.

CORPORATE SECRETARY'S PROFILE

ANETTA HASAN



Age

36 years old

Nationality

Indonesian

Domicile

Jakarta, Indonesia

Educational Background

2010 Bachelor of Economics, Universitas Indonesia.

Basis of Appointment

Resolution of the Board of Directors.

Term of Office

Appointed at November 1, 2023

Career Experience

- 2019-2023 Institutional Equity Sales, Macquarie Sekuritas.
- 2019 Head of Equity Capital Market, Danareksa Sekuritas.

CORPORATE SECRETARY'S IMPLEMENTATION TASKS

Telkom's Corporate Secretary has organized various activities throughout 2023, including examples; please summarize.

1. Prepare the implementation of the Annual GMS and Extraordinary GMS;
2. Attend seminars, workshops, and other events as a Telkom representative;
3. Attend Telkom Group Leadership Meetings, Board of Directors Meetings, and joint meetings with leaders at Telkom Group;
4. Holding Earnings Calls, Investor Meetings, and Investor Days;
5. Prepare Annual Report, Sustainability Report, Infomemo, and other incidental reports.
6. Provide opinions and input on corporate actions carried out at Telkom Group, in relation to the Capital Market.

CORPORATE GOVERNANCE

No.	Date	Event Name	Organizers	Location
1.	January 16-17, 2023	Nomura Verdhana Indonesia Corporate Day 2023	Nomura	Online
2.	February 2, 2023	Mandiri Investment Forum	Mandiri Sekuritas	Jakarta
3.	March 9-10, 2023	19th CITIC CLSA ASEAN Forum	CLSA	Bangkok
4.	March 20-21, 2023	26th Credit Suisse Asian Investment Conference	Credit Suisse	Hong Kong
5.	May 3-4, 2023	Non-Deal Roadshow FMC	Mandiri Sekuritas	Singapore
6.	May 4, 2023	Non-Deal Roadshow FMC	Mandiri Sekuritas	Hong Kong
7.	May 10, 2023	Non-Deal Roadshow FMC	Mandiri Sekuritas	San Francisco
8.	May 11, 2023	Non-Deal Roadshow FMC	Mandiri Sekuritas	Boston
9.	May 11-12, 2023	Non-Deal Roadshow FMC	Mandiri Sekuritas	York
10.	May 15, 2023	Non-Deal Roadshow FMC	Mandiri Sekuritas	Zurich
11.	May 17, 2023	Non-Deal Roadshow FMC	Mandiri Sekuritas	Copenhagen
12.	May 16-17, 2023	Non-Deal Roadshow FMC	Mandiri Sekuritas	London
13.	May 17, 2023	Jeffries Conference	Jeffries	London
14.	May 18, 2023	Non-Deal Roadshow FMC	Mandiri Sekuritas	Edinburgh
15.	May 9,10,11,12,23,24, 25, 2023	Non-Deal Roadshow FMC	Mandiri Sekuritas	Jakarta
16.	June 8-9, 2023	Nomura Investment Forum Asia 2023 - Asia's Time to Shine	Nomura	Singapore
17.	June 27, 2023	Morgan Stanley Virtual ASEAN Conference 2023	Morgan Stanley	Online
18.	August 18, 2023	Daiwa ASEAN Conference 2023	Daiwa	Singapore
19.	August 22-23, 2023	KIS Global Investors Conference	KIS Securities	South Korea
20.	September 12, 2023	Indonesia Corporate Day: Introducing Indonesia's Agile Equity Market	IDX-Mandiri Sekuritas	Shanghai
21.	September 13-14, 2023	30th CITIC CLSA Investors' Forum	CLSA	Hong Kong
22.	November 2-3, 2023	Emerging & Frontier Market Virtual Investor Conference		Online
23.	November 6-7, 2023	Verdhana-Nomura Indonesia Conference 2023	Nomura	Jakarta
24.	November 13-14, 2023	JPMorgan 2023 Global TMT Conference in Asia	JPMorgan	Hong Kong
25.	November 15-16, 2023	Morgan Stanley Twenty-Second Annual Asia Pacific Summit	Morgan Stanley	Singapore
26.	November 20-21, 2023	Non-Deal Roadshow	UBS	Online
27.	November 27-28, 2023	Non-Deal Roadshow	UBS	Sydney
28.	December 11, 2023	Non-Deal Roadshow	JPMorgan	York
29.	December 12, 2023	Non-Deal Roadshow	JPMorgan	Boston
30.	December 13, 2023	Non-Deal Roadshow	JPMorgan	Chicago

CORPORATE SECRETARY'S TRAINING AND EDUCATION

Telkom provides various education and training to develop the competence of Corporate Secretaries. The education and/or training programs to be participated in during 2023 are as follows.

Training and Education Attended by Corporate Secretary 2023

No.	Date	Name of Activities
1.	September 2023	Financial Risk Analyst for Corporation
2.	October 2023	Proficiency for Analyst in Finance and Investments

INTERNAL AUDIT DEPARTMENT

Internal Audit (IA) Department is a section of TelkomGroup whose function is to provide an independent and objective view of the Company's business activities and help TelkomGroup achieve its goals through a systematic and disciplined approach in evaluating and improving the effectiveness of risk management, control, and implementation of good company governance. IA is also expected to provide added value and increase the effectiveness and efficiency of Telkom's business operations.

INTERNAL AUDIT CHARTER

Telkom has IA Charter No. SK.01/PW000/TEL-00000000/2024 dated January 3, 2024, which the President Director, President Commissioner, and Chair of the Audit Committee have approved. This IA Charter contains references and guidelines for IA in carrying out its duties, such as vision, mission, structure, status, duties, responsibilities, authority, and the code of ethics of IA and requirements for internal auditors.

INTERNAL AUDIT DEPARTMENT'S DUTIES AND RESPONSIBILITIES

Duties and responsibilities of IA Telkom, based on Internal Audit Charter, are:

- To prepare work plans and annual risk-based audit programs in line with the direction and development of the Company's business and carry out work plans and audit programs that have been approved by the Audit Committee and approved by the President Director;
- To help the Company to ensure that internal controls and risk management systems have been implemented effectively and efficiently about:
 - Financial reporting to produce information that is free from material misstatement and by applicable standards and regulations;
 - Operational controls to ensure that management objectives are achieved appropriately;
 - Asset management has been carried out appropriately to protect assets from physical and legal risks and ensure optimal use of assets; and
 - Ensure that the Company's activities comply with the applicable laws and regulations.
- To monitor, analyze, and report on follow-up improvements that have been recommended;
- To develop evaluation methods and quality improvement programs for the activities and results of the Internal Audit in collaboration with the Audit Committee;
- To provide consultancy needed by the Telkom, Subsidiaries, Affiliated Companies, and Other Entities following the agreed scope of internal audit;
- To perform audit synergies with units that carry out the internal audit function in Subsidiaries, Affiliated Companies, and Other Entities;
- Follow up on reports of whistleblower coming through the Telkom Integrity Line regarding alleged fraud in the Company, Subsidiaries, and other Affiliated Entities, and submit reports to the Audit Committee and President Director.

SVP INTERNAL AUDIT DEPARTMENT'S PROFILE



DARU MULYAWAN

Age

52 years old

Nationality

Indonesian

Domicile

South Tangerang, Indonesia

Educational Background

- 1996 Bachelor Degree of Accounting in Universitas Diponegoro.

Basis of Appointment

Resolution of the Board of Directors of the Company (Persero) PT Telekomunikasi Indonesia Tbk Number SK 981/PS720/HCB-105/2022 dated June 30, 2022 regarding Assignment of Employee Exchange Employees as SVP of Internal Audit.

Term of Office

July 1, 2022 – June 30, 2024.

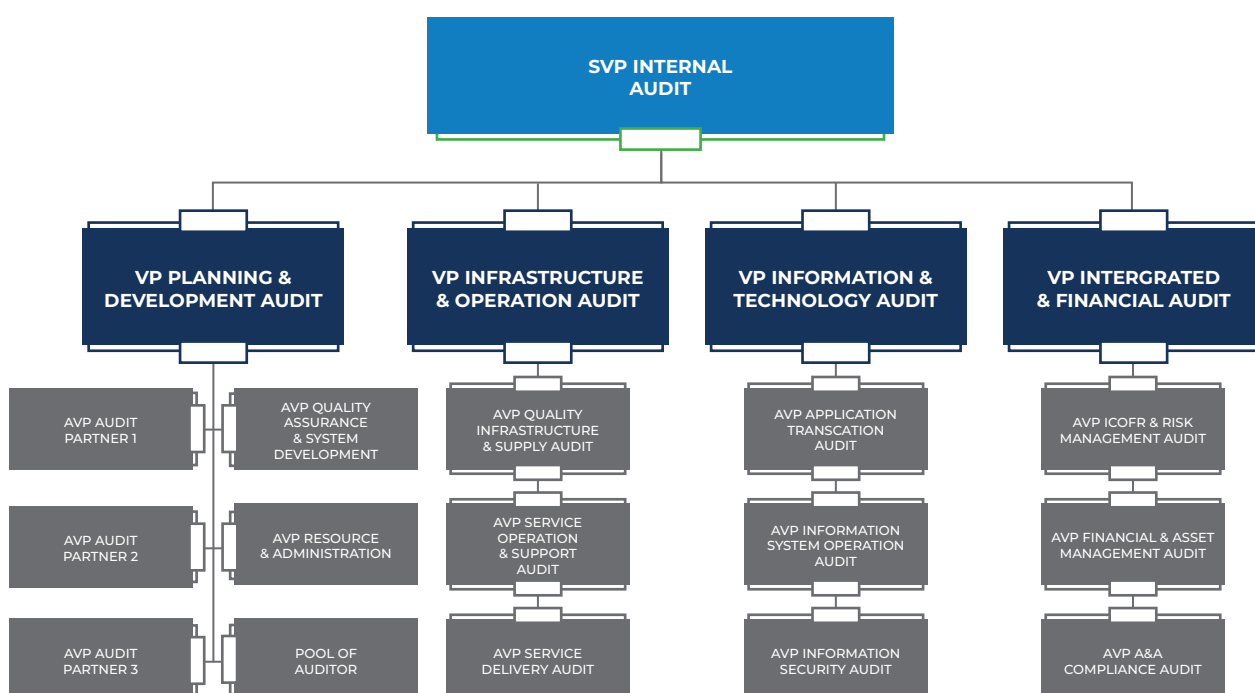
Career Experience

- July 2022 - present SVP Internal Audit, Telkom.
- January 2020 - June 2022 SVP Internal Audit, Telkomsel.
- July - December 2019 VP Risk Management, Telkomsel.
- July 2016 - June 2019 SVP Enterprise Resource Planning, Telkomsel.
- July 2013 - June 2016 VP Accounting and Asset Management, Telkomsel.
- January 2012 - June 2013 GM Financial Accounting Policy and System, Telkomsel.

INTERNAL AUDIT DEPARTMENT'S STRUCTURE AND POSITION

Telkom's IA is headed by the Senior Vice President of Internal Audit (SVP IA), who is appointed and dismissed by the President Director with the approval of the Board of Commissioners. The IA Department reports directly to the President Director. Until the end of 2023, IA Telkom consists of 90 people.

In line with the Financial Service Authority's Regulation No. 56/POJK.04/2015 regarding the Formation and Guidelines for Preparing the Internal Audit Unit Charter, the President Director, with the approval of the Board of Commissioners, can dismiss SVP IA who do not meet the requirements and/or fail or are incompetent in carrying out their duties. As of December 31, 2023, IA Telkom's organizational structure chart is as follows:



INTERNAL AUDIT DEPARTMENT'S TASK IMPLEMENTATION

Every year, IA Telkom makes a work plan as outlined in the Program Kerja Audit Tahunan (PKAT) or Annual Audit Work Program and Program Kerja Non-Audit Tahunan (PKNAT) or Annual Non-Audit Work Program of the Internal Audit Department, which the Audit Committee and the Main Director approve. In 2023, IA Telkom carried out 67 assignments outside PKNAT, which included audit, consultation, evaluation, and review activities. The description of IA Telkom's activities is as follows:

Sub Departement	Audit	Consultation	Evaluation	Review	Total
Infrastructure & Operation Audit (IOA)	10	5	-	4	19
Integrated & Financial Audit (IFA)	5	4	5	14	28
Information & Technology Audit (ITA)	9	10	1	-	20
Total	24	19	6	18	67

INTERNAL AUDIT'S QUALIFICATION AND PROFESSIONAL CERTIFICATION

Telkom's IA Employees have various certifications to maintain quality work implementation and internal supervision that comply with standards. Until the end of 2023, the certifications held by IA Telkom employees are as follows:

No.	Certification Type	Number of Certification
1.	Asian Chartered Professional Accountant (ACPA)	2
2.	Certificate in International Financial Reporting Standard (IFRS)	2
3.	Certification in Audit Committee Practice (CACP)	3
4.	Certification in Risk Management Assurance (CRMA)	1
5.	Certification of Internal Audit Executive (CIAE)	3
6.	Certified Chief Information Security Officer (CISO)	1
7.	Certified Data Center Professional (CDCP)	2
8.	Certified Data Center Specialist (CDCS)	2
9.	Certified Data Privacy Solution Engineer (CDPSE)	1
10.	Certified Ethical Hacker (CEH)	7
11.	Certified Financial Consultant (CFC)	1
12.	Certified Forensic Auditor (CFrA)	1
13.	Certified Fraud Examiner (CFE)	4
14.	Certified Governance, Risk Management and Compliance Auditor (GRCA)	1
15.	Certified Governance, Risk Management and Compliance Professional (GRCP)	1
16.	Certified Hacking Forensic Investigator (CHF1)	1
17.	Certified Human Resource Professional Executive (CHRPE)	1
18.	Certified Indonesia Scrum Master I	2
19.	Certified Indonesia Scrum Product Owner I	1
20.	Certified Information Systems Auditor (CISA)	3
21.	Certified Information Systems Security Professional (CISSP)	1
22.	Certified Internal Audit Leader (CIAL)	1
23.	Certified Internal Auditor (CIA)	3
24.	Certified International Procurement Professional (CIPP)	1
25.	Certified IT Infrastructure Library (ITIL) – IT Intermediate Examination Service Strategy	1
26.	Certified IT Infrastructure Library (ITIL) – IT Intermediate Examination Service Transition	1
27.	Certified IT Infrastructure Library (ITIL) – IT Service Management	2
28.	Certified Management Accountant (CMA)	2
29.	Certified Professional Auditor of Indonesia (CPAI)	1
30.	Certified Professional Industrial Relation (CPIR)	3
31.	Certified Professional Marketer (CPM)	2
32.	Certified Public Accountant (CPA)	1
33.	Certified Risk Associate (CRA)	3

CORPORATE GOVERNANCE

No.	Certification Type	Number of Certification
34.	Certified Risk Governance Professional (CRGP)	1
35.	Certified Risk Management Officer (CRMO)	7
36.	Certified Risk Management Professional (CRMP)	1
37.	Certified Risk Professional (CRP)	2
38.	Certified Scrum Product Owner (CSPO)	1
39.	Certified Securities Analyst (CSA)	1
40.	Chartered Accountant (CA)	10
41.	Cisco Certified Network Associate (CCNA)	4
42.	Cisco Certified Network Professional (CCNP)	2
43.	Google Career Certificate (GCC) Digital Marketing & E-Commerce	3
44.	Google Career Certificate (GCC) Project Management	5
45.	Human Resource Business Professional (HRBP)	1
46.	Human Resource Management Professional (HRMP)	1
47.	Indonesia Internal Audit Practitioner (IIAP)	1
48.	ISO 14001: 2015 EMS – Auditor/Lead Auditor	1
49.	ISO 20000: 2018 ITSMS – Auditor/Lead Auditor	1
50.	ISO 22301: 2014 BCMS	1
51.	ISO 27001: 2013 ISMS – Auditor/Lead Auditor	3
52.	ISO 37001: 2016 ISMS – Lead Auditor	2
53.	Metro Ethernet Forum – Carrier Ethernet Certified Professional (MEF-CECP) 2.0	1
54.	Microsoft Certified Solution Associate	1
55.	Microsoft Certified Technology Specialist: Windows Server 2008 Network Infrastructure Configuration	1
56.	MikroTik Certified Network Associate (MTCNA)	1
57.	Offensive Security Certified Professional (OSCP)	2
58.	Open Network Foundation Certified SDN Associate (ONF OCSA)	1
59.	Qualified Chief Risk Officer (QCRO)	15
60.	Qualified Internal Audit (QIA)	5
61.	Qualified Risk Governance Professional (QRGP)	1
62.	Qualified Risk Management Analyst (QRMA)	18
63.	Qualified Risk Management Professional (QRMP)	16
64.	Qualified Wealth Planner (QWP)	1

No.	Certification Type	Number of Certification
65.	Red Hat Certified System Administrator (RHCSA)	1
66.	Register Negara Akuntan (RNA)	5
67.	Sertifikasi Ahli Pembangun Integritas Muda (API)	1
68.	Sertifikasi Akuntan Publik	1
69.	Sertifikasi Akuntan Publik Tingkat Pemeriksa	1
70.	Sertifikasi Analitik Data Google	7
71.	Sertifikasi Asesor Kompetensi	1
72.	Sertifikasi Auditor Hukum Indonesia	1
73.	Sertifikasi Desain UX	1
74.	Sertifikasi Manajemen Umum Dana Pensiun (MUDP)	1
75.	Sertifikasi Pendidikan Khusus Profesi Advokat (PKPA)	1
76.	Sertifikasi Wakil Manajer Investasi (WMI)	2
77.	Sertifikasi Profesi Akuntan (PPAk)	2
78.	Telkom Certified Customer Experience (TCCX)	1
79.	The Open Group Architecture Framework version 0.1 Foundation (TOGAF® 9.1 Foundation)	1
80.	The Open Group Architecture Framework version 0.1 Foundation (TOGAF® 9.2 Foundation)	1
	Total	201

INTERNAL AUDIT'S TRAINING AND EDUCATION

Telkom involves IA employees in various education and training activities held by Telkom CorpU, ACFE, IIA, ISACA, SPRINT, BPKP, and others to maintain and improve the competence of its internal auditors. The following table summarizes the education and training attended by IA Telkom employees throughout 2023.

Programs	Number of Participants	Number of Days
Culture	155	13
Leadership	12	119
Business	172	16
Technical	88	32
Certification	95	354
Sharing Knowledge	278	11
Total	800	545

INTERNAL CONTROL SYSTEM

The Internal Control System (SPI) is a continuous monitoring mechanism that includes the reliability of financial reports and the availability of complete and timely financial reports, including the evaluation of financial reporting. SPI Telkom is run collectively by the Board of Directors, management, and other personnel under the supervision of the President Director and Director of Finance.

Through SPI, Telkom ensures that the preparation of consolidated financial reports is in accordance with the Financial Accounting Standards set by the Indonesian Institute of Accountants (IAI). Telkom's shares are listed on the New York Stock Exchange, therefore Telkom must also comply with the provisions of SOX Section 404, which requires Telkom to establish, maintain, test, and disclose the effectiveness of internal control over financial reporting.

SPI also ensures the achievement of efficiency and effectiveness of operational activities and compliance with regulations. Through SPI, Telkom can monitor the Company, compliance with applicable regulations, both regulations from Telkom officials and government regulations. Telkom can also control its operational activities in accordance with the work procedures in each function.

INTERNAL CONTROL FRAMEWORK

Telkom implements SPI in accordance with the Internal Control-Integrated Framework 2013 from The Committee of Sponsoring Organizations of the Treadway Commission (COSO). Telkom continues to ensure that all business activities are carried out in accordance with applicable

laws and regulations. The Legal & Compliance Unit under the Corporate Secretary Department is responsible for statutory compliance, which carries out several activities, such as legal advisory, legal opinion, legal review, and litigation.

Telkom implements five internal control components with the COSO Framework, which are interconnected at all levels and business units of the Company,, namely:

1. Control Environment

- a. Demonstrates commitment to integrity and ethical values.
- b. Exercises oversight responsibility.
- c. Establishes structure, authority, and responsibility.
- d. Demonstrates commitment to competence.
- e. Enforces accountability.

2. Risk Assessment

- a. Specifies relevant objectives.
- b. Identifies and analyzes risk.
- c. Assesses fraud risk.
- d. Identifies and analyzes significant change.

3. Control Activities

- a. Selects and develops control activities.
- b. Selects and develops general controls over technology.
- c. Deploys through policies and procedures.

4. Information and Communication

- a. Uses relevant information.
- b. Communicates internally.
- c. Communicates externally.

5. Monitoring Activity

- a. Conducts ongoing and/or separate evaluations.
- b. Evaluates and communicate deficiencies.

INTERNAL CONTROL IMPLEMENTATION IN TELKOM

Telkom implements and applies the COSO Framework components to its policies, namely:

Internal Control Implementation In Telkom

Control Environment

- Telkom is committed to integrity and ethical values by building and establishing a corporate culture as a guide for main players in building leadership patterns and strengthening organizational synergies, as an engine of economic growth, an accelerator of social welfare, a provider of employment, and a provider of high performing culture talent. Telkom guarantees sustainable competitive growth in the form of long-term superior performance achievement. Core Values AKHLAK (*Amanah, Kompeten, Harmonis, Loyal, Adaptif, and Kolaboratif*) are the main values of SOE human resources that must be adopted by TelkomGroup so that every TelkomGroup resource knows, implements, and internalizes seriously, consistently and consequently, thus bring forth to daily behaviors that shape the work culture of TelkomGroup which is in line with the Core Values of SOE.
- Telkom ensures the effectiveness of implemented Internal Audit activities by implementing the SOA 302/404 prerequisites and managed with a risk-based audit approach. Telkom also ensures that effective coordination and co-operation with internal and external parties, and business risks to all business activities are adequately managed with internal control systems.
- Telkom has a Competency Directory that defines the Telkom's competency needs. One of them is Finance Stream which includes the competence of Corporate Finance with the sub-area of capital structure competency and Working Capital Management (Treasury Management). Then, Accounting with sub-area competence of Financial Accounting, Management Accounting, and Corporate Tax. The competency development policy is aimed at creating superior, global quality, and highly competitive employees.

Risk Assessment

- Telkom has several considerations in developing accounting policies, such as Statements of Financial Accounting Standards (PSAK), Interpretation of Statements of Financial Accounting Standards (ISAK), International Accounting Standards (IAS), related laws, and changes in impacted internal environments.
- Telkom has a principle of financial assertion in ICOFR planning that is well respected by all relevant employees.
- Telkom manages internal and external corporate risk with established mechanisms.
- Telkom also implements an anti fraud policy control system and has potential fraud prevention.

Control Activities

- Telkom sets up a Business Process Owner (BPO) and AO (Application Owner) that have duties and responsibilities related to ICOFR.
- Risk determination rules and internal controls refer to the ICOFR policy consisting of segregation of duties, risk determination, and determination of internal controls.
- Telkom has guidelines for the implementation of information systems security that are aligned with Telkom needs and can be implemented on an ongoing basis.

Information and Communication

- Telkom has accounting policies implemented under IFAS and IFRS, outlined following accounting principles and implementation, including information or data related to the process and disclosure of financial reporting, and regulates the components of the consolidated financial statements.
- Telkom has an information technology policy that provides a frame of reference for each process or unit associated with the organization's IT operations in the preparation and implementation of guidelines and procedures. The scope of IT regulations in our Telkom covers aspects of IT governance and IT management.

Monitoring Activity

- Telkom has an Internal Audit Charter that includes the auditor's requirements in Internal Audit Department, which has professional integrity and behavior, knowledge of risks and important controls in the field of information technology, knowledge of Capital Market laws and regulations.
- CEO TelkomGroup always increases awareness from management regarding audit and change management in the form of CEO Notes and establishes Integrated Audit and forms Probis IFRS.

In accordance with Minister of State-Owned Enterprises Regulation No. PER-01/MBU/2011 regarding the Implementation of Good Corporate Governance (GCG) in SOE, specifically Article 26 paragraph (2), Telkom carries out regular assessments of the implementation of SPI to improve the quality of SPI. The results of the SPI assessment in 2023 show that Telkom's Control System is effective.

FINANCIAL AND OPERATIONAL CONTROL

Financial control carried out by Telkom includes financial plans, feedback, adjustments, and validation processes to ensure plan implementation or change plans in response to various changes. Meanwhile, operational control consists of the deployment process to ensure operational activities run effectively and efficiently.

In general, financial and operational control at Telkom, includes:

1. Physical Control of Assets and Intangible Assets

Physical control of assets in the corporate environment is directed at securing and protecting risky assets.

2. Separation of Functions and Authorization

Segregation of functions is geared towards adequate review and reduces the potential for errors and fraud.

3. Execution of Events and Transactions

Control is carried out to ensure that transaction activities are carried out properly according to the plan and need that have been determined.

4. Accurate and On Time Records on Events and Transactions

Accurate and on time records of operational events and transactions that carried out.

5. Restricted Access and Accountability for Resources and Their Records

Access to Telkom resources and records should be limited only to the personnel that assigned the duties and responsibilities.

6. Good Documentation of Control Events and Transactions

Every event and transaction in the Company is well documented as basic evidence of the occurrence and fairness of the transaction.

EFFECTIVENESS OF INTERNAL CONTROL SYSTEM OVERVIEW

Telkom reviewed SPI's effectiveness based on supervision carried out by the Internal Audit (IA) and External Audit Departments. The IA Department submits SPI supervision reports to the Board of Directors and Board of Commissioners. Management is responsible for implementing an effective and reliable SPI and ensuring that this is embedded at every level of the Company.

The Internal Audit Department reports the results of SPI supervision to the Board of Directors and Board of Commissioners. The audit findings will be submitted to the relevant management for follow-up. Based on the supervision in 2023, Telkom's SPI is considered to have been running effectively.

STATEMENT OF THE BOARD OF DIRECTIONS AND/OR THE BOARD OF COMMISSIONERS ON ADEQUACY OF INTERNAL CONTROL SYSTEM

Through the Audit Committee, the Board of Directors and Board of Commissioners hold regular meetings with the Internal Audit and External Audit Departments to discuss internal control monitoring and follow-up plans on matters management needs to pay attention to. The Internal Audit and External Audit Unit reports the results of monitoring and testing of internal control to the Board of Directors and Board of Commissioners at least once a year.

The Board of Directors and Board of Commissioners assess that Telkom's internal control system has been running effectively and has met the adequacy of the policies and standards referred to, among others:

1. Provisions of Sarbanes-Oxley Act (SOX) 302, 404, and 906.
 - a. SOX 302 Corporate Responsibility for Financial Reports**

Require the CEO and CFO to provide certification regarding the effectiveness of design and implementation of internal control and disclosure of significant deficiencies in internal control in the context of financial reporting (Internal Control over Financial Reporting/ICoFR).
 - b. SOX 404 Management Assessment of Internal Controls**

Require companies that list their shares on United States stock exchange to design, implement, document, evaluate, and disclose the result of evaluation of the effectiveness of internal control over financial reporting (Internal Control over Financial Reporting/ICoFR).
 - c. SOX 906 Corporate Responsibilities for Financial Reports: Failure of Corporate Officers to Certify Financial Reports**
 - i. If misrepresented, the CEO and CFO are subject to criminal penalties of up to \$1 million or up to 10 years in prison, or both, or
 - ii. If the disclosure is intentional, the CEO and CFO are subject to criminal penalties of up to \$5 million or up to 20 years in prison, or both.
2. Regulation of Minister of State-Owned Enterprises Article 26 Paragraph 2 of 2011 regarding Implementation of Good Corporate Governance (GCG) in SOE.

RISK MANAGEMENT SYSTEM

The risk management system is essential in realizing Good Corporate Governance (GCG). By implementing a good risk management system within Telkom and its subsidiaries, the Company can identify various business risks faced and develop appropriate risk mitigation to expand the business scope for communication transformation in the digital era, improve the risk management system on an ongoing basis, and support business continuity.

GENERAL ILLUSTRATION REGARDING THE RISK MANAGEMENT SYSTEM

As a Company listed on the New York Stock Exchange (NYSE), Telkom is also required to implement risk management that complies with the Sarbanes-Oxley Act, significantly articles 302 and 404. Based on the Minister of State-Owned Enterprises Regulation No. PER-2/MBU/03/2023 regarding Guidelines for Governance and Significant Corporate Activities of State-Owned Enterprises, Telkom, as a state-owned Telkom, is also required to implement a risk management system. Implementing a risk management system is carried out to fulfill compliance aspects and maintain business continuity so that it runs well.

Telkom publishes various Telkom policies relating to risk management implementation arrangements, among others:

1. Decision of the Commissioners (KAKOM No. 7/2006 Risk Management regarding the Authorities and Responsibilities of the Commissioners, the Obligations of the Directors regarding the Implementation of Risk Management);
2. Resolution of the Board of Directors/Regulation of the Board of Directors (KD 13/2009 regarding Guidelines for the Management of SOX Sections 302 and 404, Telkom Management refers to the provisions of the US SEC;
3. Regulation of the Board of Directors of a Limited Liability Telkom (Persero) (Number: 614.00/r/01/HK200/COP-D0030000/2021) regarding Telkom Risk Management;
4. Regulation of the Director of Finance and Risk Management (PR 614.00/r.01/HK200/COP-I0000000/2022 regarding Guidelines for Implementing Corporate Risk Management (Telkom Enterprise Risk Management);

5. Standard Operation Procedure, (Number: SOP. RMPP.03/RSG/2022) regarding the explanation of the regulations for the director of finance and risk management for corporate companies (Persero) PR 614.00/r.01/HK200/COP-I0000000/2022 regarding implementation guidelines for enterprise risk management.

These various regulations and provisions form the foundation for Telkom to carry out risk management, of course referring to various existing standards and best practices.

RISK MANAGEMENT SYSTEM (FRAMEWORK) AND POLICY

Telkom's risk management implementation is based on two policies: Regulation of the Board of Directors No. PD.614.00/r.01/HK.200/COP-D0030000/2021 dated April 30, 2021 regarding Company Risk Management (Telkom Enterprise Risk Management) and Regulation of the Director of Finance and Risk Management No. PR.614.00/r.01/HK200/COP-I0000000/2022 regarding Guidelines for Implementing Enterprise Risk Management (Telkom Enterprise Risk Management). Since 2021, Telkom's risk management policy has referred to the ISO 31000:2018 Risk Management – Principles and Guidelines standard, which consists of 3 main components, namely:

1. Principle

Risk Management Principles as the foundation for how risk management works to ensure the creation and protection of value, including:

- 1) Integrated
Risk management is an integrated part of the Company's overall activities.
- 2) Structured and Comprehensive
In practice, the Company takes a structured and comprehensive approach to provide consistent and comparable results.
- 3) Customized
The risk management framework and process must be adapted and proportionate to the external and internal context of the organization in line with the Company's goals.

4) Inclusive

It is necessary to involve the right stakeholders at the right time to take their knowledge, views, and perceptions into account, thereby increasing awareness of risk management, which is well-informed.

5) Dynamic

Risks can appear, change, and disappear along with the changes in the context and conditions of the Company's internal and external environment. The application of risk management must be able to anticipate, detect, acknowledge, and respond to these changes and events in an appropriate and timely manner.

6) Best Available Information

Risk management is based on historical, current information, and expectations for the future. Risk management explicitly considers all limitations and uncertainties associated with such information and expectations. Information must be timely, clear, and available to relevant stakeholders.

7) Human and Culture Factors

Behavior and culture significantly affect all aspects of risk management at every level and stage of the Company's activities.

8) Continuous Improvement

Risk management is continuously improved through learning and experience.

2. Framework

The framework that regulates the commitment to the role and division of Telkom's risk management functions includes:

1) Leadership and Commitment

- i. The Board of Directors ensures that risk management is integrated into all activities of the Company and must demonstrate leadership and commitment, by:
 - a. Customize and implement all components of the framework;
 - b. Issue a statement or policy that sets out risk management approaches, plans, or actions;
 - c. Ensure that necessary resources are allocated to manage risk;
 - d. Establish authority, responsibility, and accountability at the appropriate level within the Telkom.

- ii. Risk management becomes inseparable from the Company's objectives, governance, leadership and commitment, strategy, goals, and operations.

2) Integration

- i. Risk management becomes inseparable from the Telkom's objectives, governance, leadership and commitment, strategy, goals, and operations;
- ii. The integration of risk management into the Company is a dynamic and iterative process and must be adapted to the needs and culture of the Company.
- iii. Risks are managed in every part of the Company's structure, where everyone in the Company has the responsibility to manage risks.

3) Design

- i. The design of the risk management framework is carried out by examining and understanding the external and internal context of the Telkom.
- ii. The Board of Directors and the Board of Commissioners demonstrate and articulate their ongoing commitment to risk management through policies, statements, or other forms, and are communicated within the Company and stakeholders.
- iii. Authority, responsibility, and accountability related to risk management are established and communicated at all levels within the Company.
- iv. Management ensures the appropriate allocation of resources for risk management.
- v. The Company establishes approved communication and consulting approaches to support the framework and facilitate the implementation of effective risk management.

4) Implementation

Risk management implementation requires stakeholders' involvement and awareness, thus allowing the Company to consider uncertainty in decision-making explicitly.

5) Evaluation

The Company evaluates the effectiveness of the risk management framework by periodically measuring its performance of the risk management framework.

6) Improvement

- i. The Company monitors and adjusts the risk management framework in anticipation of external and internal changes.
- ii. The Company is constantly improving the suitability, adequacy, and effectiveness of the risk management framework and how to integrate risk management processes.

3. Context assignment - Scope, Context, and Criteria;

1) Risk assessment consisting of:

i. Risk identification

It is a process to find, recognize, and describe risks in achieving the Company's objectives. Relevant, appropriate, and up-to-date information is essential in identifying risks.

ii. Risk Analysis

It is a process to understand the nature and characteristics of risk, including its level of risk. Risk analysis involves a detailed consideration of the uncertainty, the source of the risk, the consequences, the possibilities, events, scenarios, controls, and their effectiveness. An event can have many causes and consequences and can also affect a variety of objectives.

iii. Risk evaluation

Is a process to support decision-making. Risk evaluation involves comparing risk analysis results with established risk criteria to determine where additional measures are needed.

2) Risk treatment

- i. Risk treatment is to select and implement options for dealing with risk, which consists of:
 - a. Risk aversion
 - b. Accept risk
 - c. Mitigating risk
 - d. Dividing/transferring risk
- ii. The risk treatment plan should be integrated into the Company's management plans and processes in consultation with appropriate stakeholders.

3) Monitoring dan review

- i. Monitoring and review are to ensure and improve the quality and effectiveness of the process design, implementation, and risk management outcomes.
- ii. Monitoring and review should be carried out at all process stages, including planning, collecting, analyzing information, documenting results, and providing feedback.

4) Recording and Reporting

- i. The risk management process and its results should be documented and reported through appropriate mechanisms.
- ii. Reporting is an integral part of corporate governance. It is intended to improve the quality of dialogue with stakeholders and support the Board of Directors and the Board of Commissioners in fulfilling their responsibilities.

HEAD OF RISK MANAGEMENT DEPARTMENT'S PROFILE

JATI WIDAGDO

**Age**

50 years old

Nationality

Indonesian

Domicile

Jakarta, Indonesia

Educational Background

- 1996 Bachelor Degree in Industrial Engineering, Sekolah Tinggi Teknologi Telkom, Indonesia.

Executive Course

- Executive Education: INSEAD (Global Leadership Course)
- Kellogg Northwestern (Operational Strategy)
- Stanford (Driving Innovation)
- BCI (Risk Management & Business Continuity Plan)
- Certified Qualified Chief Risk Officer (QCRO)

Basis of Appointment

Decision Letter of Telkom Directors No. SK 1804/PS720/HCB-105/2021 dated July 30, 2021 regarding Employee Movements.

Term of Office

August 1, 2021 – up to present.

Career Experience

- 2021 - Present SVP Risk Management, Telkom.
- 2020 - 2021 CEO, Admedika.
- 2019 - 2020 CEO, BOSNET Distribution Indonesia.
- 2016 - 2019 Director IT and Operation, PT Integrasi Logistik Cipta Solusi.
- 2009 - 2016 Assistant Vice President RPM, Telkom.

Experience Engaged in Strategic Projects

- 2020 - 2021 Head of PMO Digital Market (PADL) MSME Ministry of SOE
- 2020 Digital Healthcare.
- 2017 - 2019 Lead of Digitization Port and Logistics.

PRAYUDI UTOMO

Age

55 years old

Nationality

Indonesian

Domicile

Jakarta, Indonesia

Educational Background

- 1993 Bachelor of Electrical Engineering, Universitas Gadjah Mada, Indonesia

Executive Course

- Great Executive Development Program (GEDP), Telkom - Indonesia
- Studium Generale : B2B IT SERVICE TREG, Telkom - Indonesia
- Great People Development Program (GPDP) II, Telkom - Indonesia
- Smart People Development Program - CRM, Telkom - Indonesia

Certification

- 2023 Certified Qualified Chief Risk Officer (QCRO).
- 2023 Certified Professional Cert in Risk Management.
- 2017 Certified Aplikasi KPRO & SIIS.

Basis of Appointment

Decision Letter of Telkom Directors No. SK 783/PS720/HCB-105/2023 June 27, 2023 regarding Employee Movements.

Term of Office

July 1, 2023 – up to present.

Career Experience

- 2023 - present VP Risk Operation & Process Management.
- 2023 - 2023 Deputy EVP Marketing Treg 2.
- 2021 - 2023 Deputy EVP Marketing Treg 2.
- 2021 - 2021 Senior Principal Expert Marketing & Sales Partnership.
- 2018 - 2021 OSM CUSTOMER TOUCH POINT.
- 2016 - 2018 OSM CUSTOMER INTERFACE MANAGEMENT.
- 2014 - 2016 OSM HOME COMMERCE & CARING.

GUNAWAN WASISTO CIPTANING ANDRI

Age

46 years old

Nationality

Indonesian

Domicile

Bogor, Indonesia

Educational Background

- 2001 Bachelor of Electrical Engineering – Telekomunikasi Multimedia, ITS Surabaya

Executive Course

- International Leadership Program (ILP) : Sofrecom-Orange - France
- Global Talent Program (GTP) : ZTE University - China
- Great Executive Development Program (GEDP): Telkom - Indonesia

Certification

- 2023 Qualified Chief Risk Officer (QCRO), LSP MKS.

Basis of Appointment

Decision Letter No. 782/PS720/HCB-105/2023 date June 27, 2023 regarding Employee Movements.

Term of Office

July 1, 2023 – up to present.

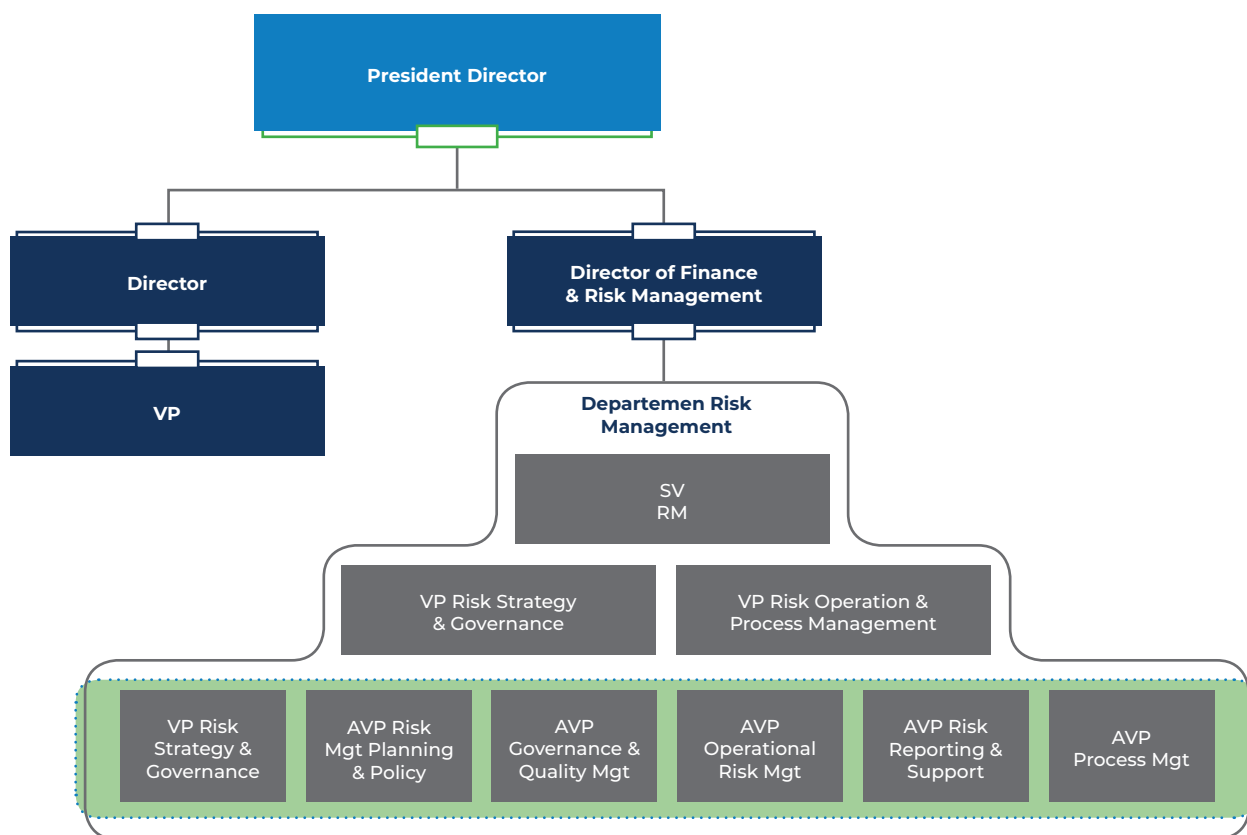
Career Experience

- 2023 - present VP Risk Strategy & Governance – Risk Management, Telkom.
- 2019 - 2022 Deputy EGM Infrastructure & Operation – Divisi TV Video, Telkom.
- 2016 - 2018 Senior Manager Programming – Divisi TV Video, Telkom.
- 2014 - 2015 Media Operation Coordinator – Probis UseeTV, Telkom.

RISK MANAGEMENT'S ORGANIZATIONAL STRUCTURE

As an initiative to strengthen risk management based on the directions and aspirations of the Ministry of SOEs and the Board of Commissioners, Telkom's risk management governance is under the responsibility of the Risk Management Department, which is under the Directorate of Finance & Risk Management. Appointment and dismissal of members of the Risk Management Department are carried out by the President Director, Director of HCM or SGM HCBP based on a Resolution of the President Director, Director of HCM or SGM HCBP. The Risk Management Department currently has 28 employees.

Management of the risk management function is regulated in Directors Regulation No. PD.202.47/r.08/HK200/COP-A2000000/2023 regarding the Organization of the Directorate of Finance & Risk Management which explains that the Risk Management & Sustainability Department is responsible for the availability of functional and cross-functional business processes based on internal control (SOA/ICoFR), implementation governance and quality management, managing strategic & operational risk management and managing enterprise risk management (ERM), as well as carrying out the role as a governance orchestrator for the implementation of sustainability initiatives including environmental, social and governance (ESG) aspects and acting as a Center of Excellence in matters of risk management & sustainability within the scope of TelkomGroup. Meanwhile, the organizational structure of the Risk Management Department in 2023 is as follows.



RISK MANAGEMENT DEPARTEMEN TASKS AND RESPONSIBILITIES

SVP Risk Management

1. The Risk Management Department is led by the Senior Vice President of Risk management, referred to as SVP Risk Management.
2. In carrying out its duties and authorities, the SVP of Risk Management is responsible for reporting to the Director of Finance and Risk Management.
3. SVP Risk Management is responsible for managing policies, controlling, supervising, and implementing risk management functions, including the management of Enterprise Risk Management (ERM), the implementation of governance and quality management, business processes, and risk management reports within the TelkomGroup.
4. If not otherwise determined by the Board of Directors or Company Regulations related to the Executive Committee, the SVP of Risk Management is responsible as Secretary of the Executive Committee of the Risk Management, Compliance, and Revenue Assurance Telkom.
5. In carrying out its responsibilities, SVP Risk Management carries out the main activities, among others, but not limited to the following:
 - a. Determine strategies, roadmaps, policies, governance, and mechanisms in risk management (Enterprise Risk Management), governance & quality management, and process management at TelkomGroup;
 - b. Coordinating the implementation of risk management, Good Corporate Governance, quality management, and process management with related units within the TelkomGroup;
 - c. Coordinating strategies and implementation of risk management and GCG with external parties, including regulators; and
 - d. Coordinate the monitoring, evaluation, and reporting processes of management, GCG, quality management, and process management implementation at TelkomGroup.
5. In carrying out the duties and authorities as referred to in paragraph (3), SVP Risk Management is assisted by:
 - a. VP Risk Strategy & Governance; and
 - b. VP Risk Operation & Process Management.

VP Risk Strategy & Governance

1. VP Risk Strategy & Governance is responsible for managing Enterprise Risk Management (ERM) at an adequate and effective strategic level and implementing governance and quality within the scope of TelkomGroup.
2. In carrying out its responsibilities, VP Risk Strategy & Governance carries out the main activities, among others, but not limited to the following:
 - a. Formulate and develop Enterprise Risk Management (ERM) strategies, roadmaps, policies, and architectures;
 - b. Compiling and managing the Company's risks, including Risk Profile, Risk Factors, RKAP, including risk management advisory activities within the TelkomGroup;
 - c. Develop, assign, and assess the Key Performance Indicator Risk Management Department and develop, manage, and update the Application Support ERM;
 - d. Formulate strategies, policies, and mechanisms for Good Corporate Governance (GCG) and quality management within the scope of TelkomGroup;
 - e. Coordinating and overseeing the implementation of GCG & quality management as well as mechanisms and business process disclosure (DCP) along with its evaluation and reporting;
 - f. Carry out advisory functions for implementing GCG and quality management within the scope of TelkomGroup.
3. In carrying out its activities, VP Risk Strategy & Governance interacts among others, but is not limited to:
 - a. All units in the Company and its Subsidiaries and other entities, including the Foundation, in terms of managing enterprise quality management and Good Corporate Governance (GCG);
 - b. All units in the Company in terms of advisory on the preparation of risk register units, preparation of Risk Profile, and KPI assessment of Risk Management Effectiveness;

- c. All Subsidiaries in terms of advisory risk management;
 - d. Financial Controller Unit in terms of risk budgeting & monitoring;
 - e. Internal Audit Department in terms of auditing the effectiveness of Enterprise Risk Management (ERM) implementation; and
 - f. Performance management unit determines and measures KPI Risk Management Department.
4. In carrying out the duties and authorities as referred to in paragraph (3), VP Risk Strategy & Governance is assisted by:
 - a. AVP Strategic Risk Management;
 - b. AVP Risk Management Planning & Policy; dan
 - c. AVP Governance & Quality Management.

VP Risk Operation & Process Management

1. VPRiskOperation&ProcessManagement is responsible for managing Enterprise Risk Management (ERM) at the operational level and the availability of adequate and effective business processes within the scope of the Company.
2. In carrying out its responsibilities, VP Risk Operation & Process Management carries out the main activities, among others, but not limited to the following:
 - a. Coordinate management business continuity management (BCP), insurance management, revenue assurance, and fraud management;
 - b. Conduct business risk reviews, regularization notes, waivers, and ICoFR risk assessments;
 - c. Coordinating risk-based budgeting, support hedging, budget management & KPI/KM, risk culture, and risk competency enhancement;
 - d. Prepare the Company's risk management reporting;
 - e. Formulate strategies, policies, governance, and management mechanism management processes that include, among others, enterprise-wide process, business unit process, cross-functional process, and business process ICoFR (Transactional Level Control) of the Company;

- f. Ensure that all ICoFR business processes are by the provisions of SOA 404 to meet compliance with financial and internal control audits (integrated audits); and
 - g. Formulate strategies, policies, governance, and control mechanisms for the Company's Internal Entity Level Control.
3. In carrying out its activities, VP Risk Operation & Process Management interact, among others, but is not limited to:
- a. Infrastructure Management Business Unit and Asset Management Unit in terms of business continuity management and insurance management;
 - b. Customer Management Business Unit in terms of revenue assurance and fraud management;
 - c. Financial controller unit in terms of risk-based budgeting and budget management;
 - d. All units in terms of business risk review, risk culture management, risk competency enhancement, and risk management reporting; and
 - e. Organizational Development Management Unit, Corporate Policy Management Unit, Internal Audit Management Unit, all operational units and subsidiaries in terms of management and audit of the enterprise-wide process, business unit process, cross-functional process, and business process ICoFR (Transactional Level Control).
3. In carrying out the duties and authorities as referred to in paragraph (3), VP Risk Operation & Process Management is assisted by:
- a. AVP Process Management;
 - b. AVP Risk Reporting & Support; dan
 - c. AVP Operational Risk Management.

RISK MANAGEMENT DEPARTMENT'S TRAINING AND CERTIFICATION

Telkom regularly involves members of the Risk Management Department in various education and training to improve the competence and quality of its members, as well as to continue to perfect the Company's risk management system. Telkom also conducts outreach and workshops regarding risk management in offices, divisions, and subsidiaries so that all Telkom Group units can understand the implementation of risk management. Various risk management training activities to be held in 2023 are as follows.

Risk Management Training in 2023

No.	Name	Training Activities	Organization Institution
1.	Qualified Risk Management Analyst	Online	CRMS
2.	Qualified Risk Management Professional	Online	CRMS
3.	Qualified Chief Risk Officer	Online	CRMS
4.	Financial Risk Analyst for Corporation	Online	CRMS
5.	Certified Risk Professional	Online	Tap Kapital

Professional Certification

The members of the Risk Management Department consist of professionals who are experts in their fields. Until the end of 2023, there are 22 members of the Telkom Risk Management Department who have professional certification related to risk management, including:

Professional Certification of Members of Telkom Risk Management Department as of December 31, 2023

No.	Member's Name	Certification	Year of Review	Status
1.	Moh Ahmad	a. Certified in Enterprise Risk Governance (CERG)	2017	Active
		b. Certified Risk Professional (CRP)	2020	Active
		c. Certified Governance Professional (CGP)	2021	Active
		d. Certified Risk Governance Professional (CRGP)	2022	Active
		e. Financial Risk Analyst for Corporation (FRAC)	2023	Active
2.	Hendri Purnaratman	a. Certified Risk Professional (CRP)	2023	Active
		b. Certified Governance Professional (CGP)	2021	Active
		c. Governance Risk & Compliance Professional (GRCP)	2022	Active
		d. Certified Compliance Professional (CCP)	2023	Active
		e. Certified Integrity Officer (CIO)	2023	Active
		f. Qualified Chief Risk Officer (QRCO)	2023	Active
		g. Financial Risk Analyst for Corporation (FRAC)	2023	Active
		h. <i>Ahli Pembangun Integritas (KPK)</i>	2023	Active
3.	Tatwanto Prastistho	a. Certified Risk Professional (CRP)	2021	Active
		b. Qualified Chief Risk Officer (QCRO)	2023	Active
		c. Financial Risk Analyst for Corporation (FRAC)	2023	Active
4.	Rizky Ponti Annastuti	a. Certified Accountant	2022	Active
		b. Certified Risk Professional (CRP)	2023	Active
		c. Qualified Risk Management Professional (QRMP)	2023	Active
		d. Certified Management Accountant	2019	Active
5.	Agus Suprijanto	a. Certified Risk Professional (CRP)	2020	Active
		b. Qualified Risk Management Professional (QRMP)	2023	Active
6.	Nofriandi Rosa	a. Certified Risk Professional (CRP)	2021	Active
		b. PECB Certified ISO 37001 Lead Auditor	2023	Active
		c. Qualified Risk Management Professional (QRMP)	2023	Active
		d. <i>Ahli Pembangun Integritas Muda (KPK)</i>	2023	Active
7.	Rudi Sudiro M	a. Certified Risk Professional (CRP)	2020	Active
		b. Financial Risk Analyst for Corporation (FRAC)	2023	Active
		c. Qualified Risk Management Professional (QRMP)	2023	Active
8.	Iswatoen Hasanah	a. Certified Risk Professional (CRP)	2020	Active
		b. Qualified Risk Management Professional (QRMP)	2023	Active
9.	Tati Krisnayanti	a. Certified Risk Professional (CRP)	2020	Active
		b. Financial Risk Analyst for Corporation (FRAC)	2023	Active
		c. Qualified Risk Management Professional (QRMP)	2023	Active
10.	Leonard Lolo Sutardodo Parapat	a. Certified Governance Professional (CGP)	2021	Active
		b. Qualified Risk Management Professional (QRMP)	2023	Active
		c. <i>Ahli Pembangun Integritas Muda (KPK)</i>	2023	Active
		d. PECB Certified ISO 37001 Lead Auditor	2023	Active

No.	Member's Name	Certification	Year of Review	Status
11.	Arie Hestingindaru	a. Certified Risk Professional (CRP)	2023	Active
		b. Qualified Risk Management Professional (QRMP)	2023	Active
		c. IFRS	2012	Active
12.	Marisi P. Purba	a. ASEAN Chartered Professional Accountant	2017	Active
		b. Chartered Accountant	2014	Active
		c. Certified Professional Accountant (Australia)	2022	Active
13.	Fivtina Marbelanty	a. Certified Risk Professional (CRP)	2020	Active
		b. Qualified Risk Management Analyst (QRMA)	2023	Active
14.	Sophia Khana	a. Certified Risk Professional (CRP)	2021	Active
		b. Certified Governance Professional (CGP)	2021	Active
		c. Qualified Risk Management Analyst (QRMA)	2023	Active
		d. <i>Ahli Pembangun Integritas Muda (KPK)</i>	2023	Active
15.	Meylia Candrawati	a. Certified Risk Professional (CRP)	2021	Active
		b. Certified Governance Professional (CGP)	2021	Active
		c. Financial Risk Analyst for Corporation (FRAC)	2023	Active
		d. Qualified Risk Management Analyst (QRMA)	2023	Active
16.	Dimas Prasstyio	a. Certified Risk Professional (CRP)	2021	Active
		b. Financial Risk Analyst for Corporation (FRAC)	2023	Active
		c. <i>Wakil Manajer Investasi (OJK)</i>	2017	Active
17.	Dear Ahmad Adhomul S	a. Certified Risk Professional (CRP)	2023	Active
		b. Financial Risk Analyst for Corporation (FRAC)	2023	Active
		c. Qualified Risk Management Analyst (QRMA)	2023	Active
18.	Umar Farouk	a. Certified Risk Professional (CRP)	2023	Active
		b. Qualified Risk Management Analyst (QRMA)	2023	Active
		c. Financial Risk Analyst for Corporation (FRAC)	2023	Active
17.	Ardistya Wirawan	a. Certified Risk Professional (CRP)	2022	Active
		b. Financial Risk Analyst for Corporation (FRAC)	2023	Active
		c. Qualified Risk Management Analyst (QRMA)	2023	Active
18.	Alya Mutiara Basti	a. Certified Risk Professional (CRP)	2022	Active
		b. Financial Risk Analyst for Corporation (FRAC)	2023	Active
		c. Qualified Risk Management Analyst (QRMA)	2023	Active
19.	Rizka Raniah Rahmat	a. Certified Risk Professional (CRP)	2022	Active
		b. Qualified Risk Management Analyst (QRMA)	2023	Active
20.	Niken Dwi Trisnaningati	a. Certified Risk Professional (CRP)	2022	Active
		b. Qualified Risk Management Analyst (QRMA)	2023	Active
21.	Fenita Nabilah	a. Certified Risk Professional (CRP)	2023	Active
		b. Qualified Risk Management Analyst (QRMA)	2023	Active
22.	Rifqi Ali Raffi	a. Certified Risk Professional (CRP)	2023	Active
		b. Qualified Risk Management Analyst (QRMA)	2023	Active

In 2023, a Professional Certification program in Risk Management will be carried out, and there will be an extension of Professional Certification for 54 Telkom employees who are the main risk managers in their divisions and/or sub-units. Thus, since 2021, 128 TelkomGroup employees have taken and have Professional Certification in Risk Management.

RISK AWARENESS AND CULTURE

Increasing Risk Aware Culture is an important factor in achieving the Telkom's targets and objectives, in line with the Strategic Plan of the Ministry of SOEs 2020-2024, especially regarding strengthening the risk management function and GCG of SOE. A good Risk Aware Culture can improve:

1. Organizational capability to manage measurable risk levels.
2. Improving Corporate Governance Compliance.
3. Achievement of Telkom performance targets.


Risk Aware Culture also applies one of AKHLAK's core values, especially the KOMPETEN aspect, namely continuing to learn and develop capabilities. For this reason, the risk awareness program is carried out in 3 categories, namely the leader journey, people journey, and program journey.

1. Leader Journey


- a. Sharing Session Involving Telkom Leaders
Telkom routinely conducts sharing sessions involving C-Level Executives from divisions and subsidiaries with the aim of building a commitment to risk management implementation.
- b. Training and Certification
Telkom also strengthens risk management through relevant training programs that are attended by Heads of Units and Management of Subsidiaries.
- c. Webinars with External Experts
The webinar program is conducted by external experts, both consultants, practitioners, and academics

2. People Journey

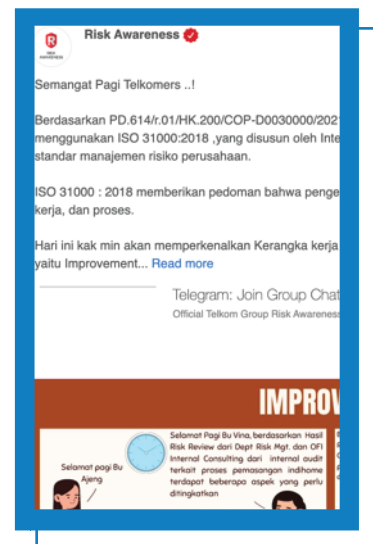
- a. Communicate Clearly (Compile Story)
Telkom's Risk Management Department intensively conducts advisory and also provide coaching to Units and Subsidiaries in order to strengthen risk management through several platforms (information listed on the platform is available in Indonesian language) including
 - 1) Diarium (Digital Poster)
 - 2) Telegram Channels



Display of the Risk Awareness Channel on the TelkomGroup Diarium Platform



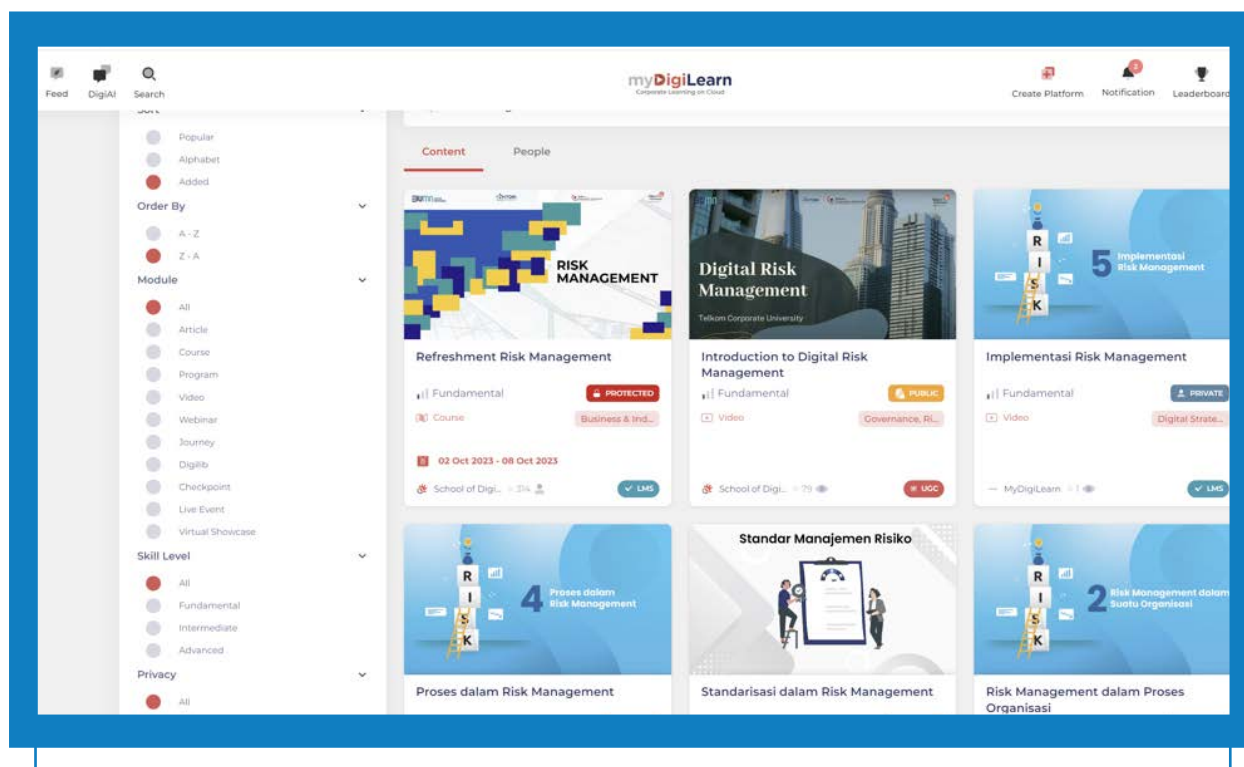
Display Broadcast on Whatsapp Diarium



Display of the Risk Awareness Channel on Telegram

b. Mandatory digital learning

Telkom conducts digital training related to risk management knowledge refreshment, which all TelkomGroup entities must follow. The minimum score to meet the graduation threshold is 70.



Display of ERM TelkomGroup Online Application

Summary Improvement Program Risk Awareness

No.	Issue	2022	2023
1.	Policies, regulations and SOPs related to Risk Management	As many as 89% of respondents strongly agree and agree that information regarding risk management policies and procedures can be accessed easily by all units.	Including ERM strengthening aspects consisting of risk culture strengthening programs in each unit as part of the KPI Risk Management Effectiveness assessment, which is one of the KPI/ Management Contract indicators at all BOD-1 levels.
2.	Implementation of Risk Management (Risk Monitoring)	As many as 86% of respondents strongly agree and agree that they have monitored risks, have used ERM Online in compiling and regularly updating the Risk Register and Risk Reporting.	The company has added a risk management strengthening component as a KPI assessment component in 2023. The risk management strengthening component can take the form of support from other divisions in increasing the effectiveness of mitigation and implementation of risk culture activities.
3.	Implementation of Risk Management (Risk Evaluation)	As many as 92% of respondents strongly agree and agree that periodic monitoring and updating of risk mitigation reports have been carried out which have been evaluated by the Risk Management Department.	The company uses myDigiLearn media to implement e-learning and webinars.
4.	Risk management budget	As many as 93% of respondents strongly agree and agree that the risk mitigation plan has been integrated with the budget preparation process to mitigate risk.	The company has internalized and developed a risk awareness culture for employees through CFU/FU and business units.
5.	Risk management competency	As many as 90% of respondents strongly agree and agree have PIC Risk Management to help identify and manage risks.	

- c. New Employee Training Program
Every new employee is required to attend several trainings, one of which is regarding Risk Management.

3. Program Journey

- a. Breakdown Silos
The Risk Management Department acts as an intermediary and communication center across divisions and subsidiaries to be able to carry out collaborative cooperation in the context of mitigating corporate risk. One form of activity that has been implemented is advisory for the alignment of strategy and risk management of all units.

- b. Assume responsibility for risk
There is a risk manager in each division and subsidiary who conducts direct identification and monitoring so that it is expected to be able to capture all possible risks that exist in the Telkom.
- c. Utilization of technology and IT tools
Telkom has an online ERM application that is used by all divisions and subsidiaries in real time. Some of the modules that have been developed include:
Modul Risk Register Telkom dan Anak Perusahaan
1) Telkom and Subsidiaries' Risk Register Module
2) Project Risk Module
3) EWS (Early Warning System) Module
4) LED Module (Loss Event Database)
5) Support Needed Module



Display of ERM TelkomGroup Online Application

- d. Implement risk management KPIs
The Senior Leader's commitment to the implementation of risk management is evidenced by the implementation of KPI Risk Management Effectiveness as one of the performance indicators assessed for all BOD-1 units in Telkom. Assessment is carried out quarterly by Telkom's Risk Management Department on the Risk Register and Risk Reporting of all BOD-1 units. The parameters used to evaluate the effectiveness of Risk Management include completeness, quality, and reporting time delivery.

RISK MANAGEMENT DEPARTMENT'S ACTIVITIES

The Risk Management Department has carried out its duties and responsibilities in risk management during 2023, namely:

1. Compile and update the TelkomGroup risk profile.
2. Developing CSS and RKAP risk factors.
3. Coordinate and carry out advisory activities in the context of compiling risk registers, risk reviews, and escorting ERM improvements in both units and subsidiaries.

4. Updating the risk universe.
5. Conduct risk taxonomy mapping based on SOE Minister Regulation Number PER-5/MBU/09/2022 regarding Implementation of Risk Management in State-Owned Enterprises.
6. Categorizing parent entities and entities under the TelkomGroup parent Telkom based on risk intensity referring to the Minister of SOE Regulation Number PER-5/MBU/09/2022 regarding Implementation of Risk Management in State-Owned Enterprises.
7. Perform alignment of risk management implementation with Subsidiaries.
8. Conducting Risk Maturity 2022 measurements at Telkom and 12 Subsidiaries with external independent consultants.
9. Develop a TelkomGroup ERM strategy and roadmap.
10. Develop and implement a risk management architecture (risk appetite, risk acceptance criteria, risk tolerance, risk capacity).
11. Coordinating the risk-based budgeting unit together with financial control.
12. Coordinating the preparation/updating of the BCP Set.
13. Coordinate risk assessment and business impact analysis.
14. Perform BCP (sampling) evaluation and testing.
15. Carry out ISO 22301 Certification: BCMS.
16. Managing Insurance (property, Director & Officer/DNO, personal accident, in-orbit satellite insurance, etc.).
17. Support revenue assurance.
18. Oversee the implementation of fraud management.
19. Carry out the ICoFR fraud risk assessment business process.
20. Prepare risk management reports to BOD and BOC.
21. Prepare risk management reporting and support the risk management agenda of the Ministry of SOEs.
22. Develop and update ERM policies and SOPs (ERM PR, ERM SOP, guidelines for implementing risk assessment, BCMS, insurance, fraud management, and revenue).
23. Planning and facilitating the assessment of the effectiveness of risk management (risk maturity assessment).
24. Compiling, developing, and evaluating key performance indicators for risk management effectiveness units.
25. Develop policies, governance, and good corporate governance roadmaps.
26. Develop policies, governance, and quality management roadmaps.
27. Formulate policies (including methods), governance, process management mechanisms, and communications.
28. Manage, design, and develop Telkom business processes (enterprise-wide processes, business unit processes).
29. Manage, design, and remediate ICoFR business processes.
30. Review the organization's high-layer business processes.

TYPES OF RISK AND MANAGEMENT METHOD

The Risk Management Department at Telkom has a function to assist the Telkom's management in identifying strategic risks related to business processes. The following table presents some of the main risks that affect Telkom's business activities.

Table of Risk and Management Method

Type of Risk	Risks that is Faced	The Impact to Telkom	Mitigation/Risk Management
1. Systemic Risks			
Political and Social	Disruptions to political stability, social, and security turmoil both domestically and internationally caused by specific issues such as geopolitical crises, trade wars, and so on.	Has a negative impact on business growth, operations, financial condition, results of operations, supply chain of production equipment and prospects, as well as market prices of securities.	<ol style="list-style-type: none"> a. Monitoring the influence of socio-political turmoil on operational/service disruptions. b. The maintenance of awareness through the improvement of safety & security functions. c. Monitoring supply chain issues related to raw materials and looking for alternatives to materials/device designs.

Type of Risk	Risks that is Faced	The Impact to Telkom	Mitigation/Risk Management
Macro Economy	Changes in the rate of inflation.	a. Affects the purchasing power and ability to pay customers. b. Have the impact on the business, financial condition, business result or business prospect. c. Have a material adverse effect to the business, financial, condition, business proceeds or business prospect.	a. Monitoring of the influence of macroeconomy to the change to increase the expense through Cost Leadership program. b. To look for the opportunity to increase the spending of APBN pursuant to the government focus (health, energy, education, etc).
	The fluctuation of Rupiah Exchange rate		
	Increase in energy and fuel prices		
	Increase in loan interest rates		
	The decrease of government or Telkom's credit rating		
Risk of Disaster	Natural disasters such as floods, lightning, hurricanes, earthquakes, tsunamis, volcanic eruptions, epidemics, fires, droughts and pandemics, as well as other events such as power outages, riots, terrorist attacks, which are beyond Telkom's control.	Disrupting its business operations and give negative impact to the financial performance and profit, business prospect as well as market price of securities.	a. Monitoring indicators that have the potential to cause disturbances to equipment such as device humidity and temperature, ship traffic on the SKKL route through the system. b. Transfer of risk by using the insurance of assets to anticipate the natural disaster and fire. c. Coordination with ASKALSI (Indonesian Sea Cable Association) and BAKAMLA (Indonesian Marine Safety Agency) to secure SKKL. d. Preventive & corrective action by preparing the disaster recovery plan and crisis management team.
2. Business Related Risks			
Operational Risk	The failure in the sustainability of network operation, main system, gateway on Telkom's network, or other operator's network.	Has the negative impact to the business, financial condition, proceeds from the operation and business prospect.	a. Implementation of BCM, BCP, and DRP. b. Certification of Integrated Management System (IMS) for infrastructure management.
	Threat of physical and cyber security, such as brute force attack, DDoS attack, and threats do Data Center.	Has the negative impact to the business, financial condition, result from the operation materially.	a. The upgrade of preventive action in the form of vulnerability assessment and penetration test periodically. b. Monitor and identify all types of attack in the real-time as well as to choose and conduct a necessary action immediately. c. Preparing the recommendation to handle cyber attack based on the historical incident analysis. d. Intensive coordination with relevant parties to handle the cyber attack.

Type of Risk	Risks that is Faced	The Impact to Telkom	Mitigation/Risk Management
	Risks related to sub-optimal internet services.	May face a lawsuit and damage the reputation.	To be more prudent in the preparation of contract with content provider partner.
	New technology.	Has an impact on the competitive power.	<ul style="list-style-type: none"> a. The preparation of Technology Roadmap by taking into account future technologies and the possible implementation of competitor's technologies. b. Acceleration of IDN (Indonesia Digital Network) program to support future services.
	The limit of operation period, damage or ruin, delay or failure to launch, or the revocation of satellite license.	Can create loss to financial condition, operation result and capability to give services.	<ul style="list-style-type: none"> a. The planning to change the satellite of which operation period will be immediately expired. b. The insurance of satellite operation during the active period. c. Insurance for manufacturing and launching of new satellite. d. Developing the understanding with regulator in relation to the satellite operation by Telkom.
Financial Risk	Interest rate risk.	Has an impact on increasing interest expenses, especially for floating interest loans.	Interest rate swap contract from the float interest rate to become the fix interest rate upon certain loan term.
	Market price risk.	Has an impact of changes in fair value on the performance of financial assets measured through profit or loss.	Perform hedging activities of financial assets.
	Foreign exchange rate risk.	Has negative impact on the financial condition or result from the operation.	Placement of time deposit and hedging to cover the fluctuation risk of foreign exchange.
	Credit risk mainly from trade receivables and other receivables.	Adverse impact on financial condition, operational performance and business prospects.	Continuous monitoring of accounts receivable balances and periodic billing.
	Liquidity risk.	Has an impact on the ability to meet financial obligations when these financial liabilities mature.	<ul style="list-style-type: none"> a. Maintaining adequate cash balances in an effort to fulfill financial liabilities. b. Perform analysis to monitor statement of financial position liquidity ratios such as current ratio and debt to equity ratio against debt agreement requirements.

Type of Risk	Risks that is Faced	The Impact to Telkom	Mitigation/Risk Management
	The limitation of financing the capital expenditures.	Has a material adverse effect to the business, financial condition, operational performance, and business prospect.	Maintaining and improving the Telkom's performance to gain trust from national or global fund institution sources.
Legal and Compliance Risk	Penalty/fine by KPPU in relation to the price-fixing and the occurrence of class action.	Reducing Telkom's revenue and has negative impact to the business, reputation, and profit.	Strengthening legal review towards corporate action plan or certain contract.
Regulation Risk	The change of Indonesian or International Regulation.	Has the impact to the business, financial condition, operational performance, and business prospect.	<ul style="list-style-type: none"> a. Analysis on the impact of the regulation plan towards the industry in general and Telkom in particular. b. Giving inputs so that the regulation that will be stipulated will give positive impact to the Telkom and industry.
Transformation Risk	The failure of significant business and organizational transformation initiatives.	Has an impact on business growth and the Telkom's financial performance in the short and long term.	<ul style="list-style-type: none"> a. Market Assessment and strategic situation analysis on transformation initiatives. b. Preparation of strategic fit and roadmap for transformation initiatives. c. Conducting risk assessment of transformation initiatives both at the pre and post-transformation stages. d. Implementation of change management by maximizing the Project Management Office (PMO) function.

RISK MANAGEMENT SYSTEM'S REVIEW ON THE EFFECTIVENESS

During 2023, Telkom's risk management system has effectively managed various Telkom business risks to support every policy and process in the TelkomGroup. Telkom uses several tools or risk management information systems, including:

1. Generic Tools Enterprise Risk Management Online (ERM Online), which is used by all units to manage risk register.
2. Specific Tools for certain Risk Management which are:
 - a. Fraud Management System (FRAMES) application is used as an early detection system for the possibility of Customer and Third Party Fraud.
 - b. i-Library application managed by Service Operation Division and to be used to manage the documentation system of the Integrated Management System.
 - c. SMK 3 Online application managed by Security & Safety unit for Health and Safety Documentation Management.

The evaluation process for assessing the effectiveness of Risk Management implementation will be carried out in 2023, namely:

1. Measurement of Risk Maturity Index (RMI).
2. Monitoring and evaluation of the effectiveness of risk mitigation through the ERM Online application.
3. One-on-one evaluation/discussion and advisory with business units as needed.
4. Joint reporting and evaluation with BOD and Committee for Planning and Risk Evaluation and Monitoring (KEMPR).

STATEMENT OF BOARD OF DIRECTORS AND BOARD OF COMMISSIONERS ON ADEQUACY OF RISK MANAGEMENT SYSTEM

The Board of Directors and Board of Commissioners, through the Planning and Risk Evaluation and Monitoring Committee (KEMPR), hold regular meetings with the Risk Management Department to discuss risk monitoring within the Company as well as follow-up actions that risk owners have carried out to minimize risks that occur. The Risk Management Department will report risk monitoring results to the Board of Directors and Board of Commissioners every quarter.

The Board of Directors and Board of Commissioners assess that Telkom's risk management system in 2023 has run well and meets the adequacy of the policies and standards referred to. These adequacies include, among others:

1. Adequacy of Risk Management Information System

The risk management system implemented in the Company refers to the ISO 31000:2018 framework and adopts various international standards to ensure the best implementation of risk management. The Company has utilized the ERM Online application to compile risk registers and risk profiles and monitor and evaluate risks.

2. Adequacy of Risk Identification, Measurement, Monitoring, and Control Processes.

The Board of Directors through the Internal Audit function has carry out inspections, evaluations, reports, and/or recommendations for improvement of adequacy and the effectiveness of the risk management process then followed up through evaluation by the Evaluation Committee and Planning and Risk Monitoring.

WHISTLEBLOWING SYSTEM

Following up on the Sarbanes-Oxley Act of 2002, Telkom established a violation reporting system or Whistleblowing System (WBS), which has been running since 2006. This WBS mechanism is an effort to prevent fraud. It is a medium for all individuals within Telkom and third parties to report violations, fraud, or other forms of ethical violations related to TelkomGroup.

The WBS is managed by the Audit Committee and is designed to receive, review, and follow up on complaints received while maintaining the confidentiality of the reporter's identity. The Audit Committee continues to strive to increase the credibility of the WBS system so that it can

become a media that the public trusts to report violations. For this reason, the Audit Committee conducted various studies and comparative studies to improve Telkom's WBS while improving the quality of internal control.

As a result, on January 31, 2022, the Telkom Integrity Line was launched, resulting from WBS development involving Deloitte as an independent consultant, with 7 (seven) complaint channels. The policies and provisions of this system are regulated in Kep. Dekom No. 01/KEP/DK/2022 dated January 25, 2022, and has been ratified through Directors' Regulation No. PD.622/r.00/HK200/COP-C0000000/2022 dated February 22, 2022.

DELIVERING A VIOLATION REPORT

Channels for the Telkom Integrity Line reporting system include:

Website	: https://id.deloitte-halo.com/Telkomwbs/
Hotline	: (021) 5088 4601
Faksimili	: (021) 5088 4602
Email	: Telkomwbs@tipoffs.info
PO Box	: Telkom Integrity Line PO Box 2800 JKP 10028
SMS	: 0813 9000 3217
WhatsApp	: 0813 9000 3217

The complaint must meet the following requirements:

1. Issues in accounting and internal control over financial reporting that has the potential to result in material misstatements in the Company's financial statements;
2. Audit issues, especially those involving the independence of the Public Accounting Firm;
3. Violation of the laws and regulations of the capital market relating to the Company's operations;
4. Violation of internal regulations that have the potential to cause harm to the Company;
5. Fraud and/or Abuse of Position committed by officials and/or employees within the TelkomGroup Environment;
6. Disrespectful behavior of the Board of Commissioners, Organs of the Board of Commissioners, Directors, Management, and employees of the Telkom, including but not limited to dishonesty, conflict of interest and providing misleading information to the public which directly or indirectly has the potential to damage reputation or cause losses to the Company.

PROTECTION TO THE COMPLAINANT

Telkom guarantees and ensures the protection of whistleblower confidentiality based on the following internal policies:

1. Resolution of the Board of Commissioners No. 01/KEP/DK/2022 dated January 25, 2022, regarding Policies and Procedures for Handling Complaints (Whistleblowing System) within the Telkom Group;
2. Board of Directors Regulation No. PD. 622/r.00/HK200/COP-C0000000/2022 dated February 22, 2022, regarding Ratification of the Resolution of Board of Commissioners No.01/KEP/DK/2022 regarding Complaint Handling Policies and Procedures (Whistleblowing System) within the Telkom Group.

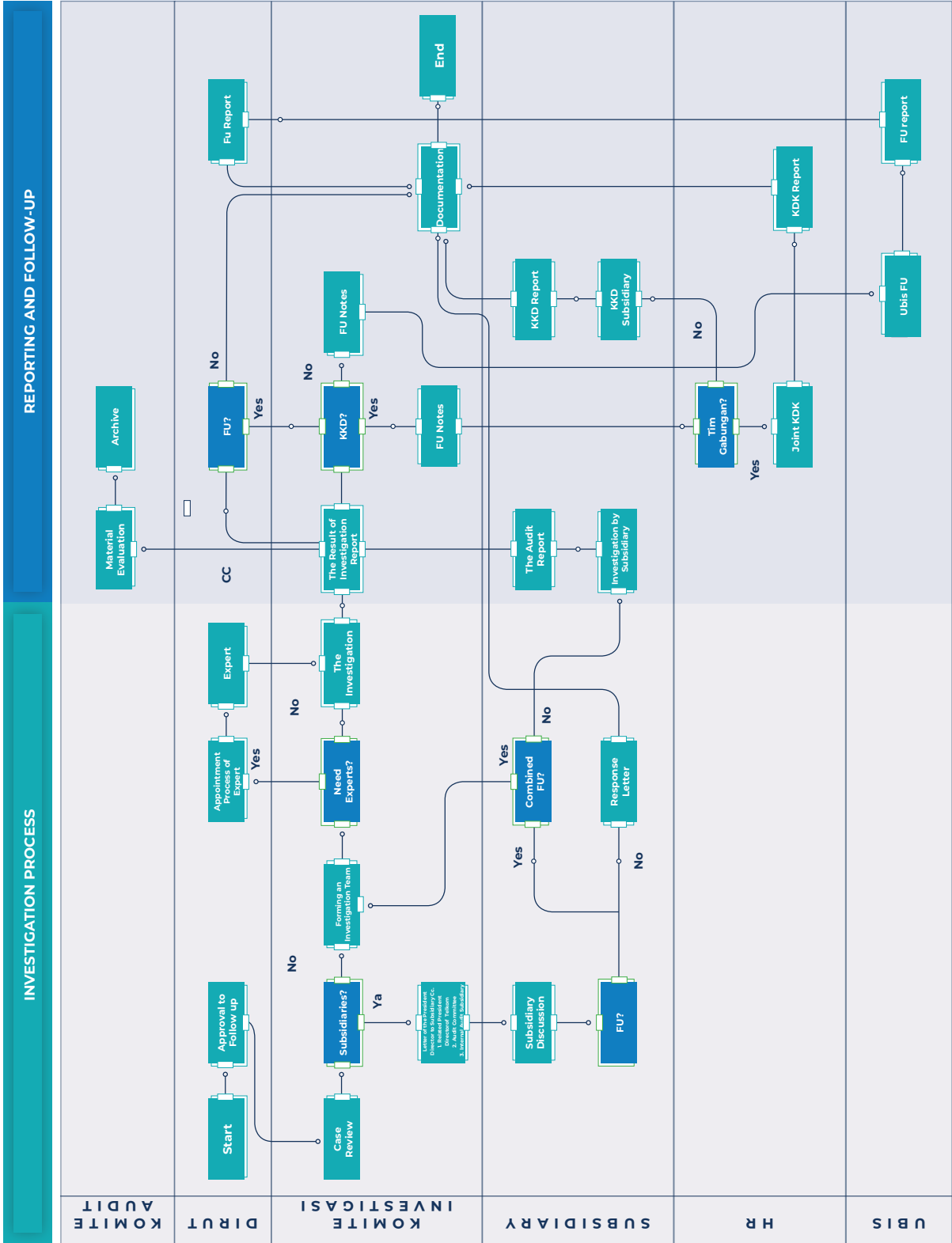
Telkom always prioritizes confidentiality and the principle of presumption of innocence when following up on every report submitted via WBS. This encourages all parties to have courage and feel safe without fear or worry when submitting violation reports.

THE COMPLAINT HANDLING

Telkom operates Whistleblowing System mechanism under responsibility of Audit Committee. In practice, WBS mechanism refers to Financial Service Authority Regulation No. 55/ POJK.04/2015 and Sarbanes-Oxley Act 2002 Section 301 regarding Public Telkom Audit Committee.

In order to fulfill a responsible and not defamatory complaint report against someone, Telkom determines certain complaint requirements. Report can be followed up immediately if the type of complaint is in accordance with the scope of the Whistleblowing System mechanism, the truth and the accuracy of the complaint information has been supported by sufficient data. Some WBS complaints could not be followed up due to incomplete, inaccurate and unreliable data and information.

COMPLAINT HANDLING MECHANISM



Remark: KKD: Komite Etika dan Kepatuhan & Disiplin or Ethics and Compliance & Discipline Committee
 FU: Follow Up

THE PARTY THAT MANAGES THE COMPLAINT

Telkom's WBS mechanism is managed by the Audit Committee, Internal Audit Department, Investigation Committee, and Consultants/Independent Third Parties with their respective duties and responsibilities.

The Audit Committee is a committee formed by the Board of Commissioners of PT Telkom Indonesia Tbk to carry out oversight (oversight) over the quality and integrity of the company's financial reporting with the scope of its duties covering all companies within the TelkomGroup and following up on complaints received according to its authority.

The Internal Audit Department is appointed to monitor all complaints received from independent consultants who manage the receipt of complaints from all WBS channels and follow up on complaints in accordance with its authority.

The Investigation Committee is a committee formed by the Company's President Director to follow up on Investigation Reports on complaints that require a further investigative audit process according to its authority.

Consultant/Independent Third Party is a third party appointed by Telkom to participate and play an active role in receiving and distributing complaints and/or play an active role in the process of resolving complaints received through the complaint management system.

The Audit Committee has a role in:

1. Together with the Consultant/Third Party managing complaint reports, receive and submit complaint reports that meet the requirements to the Internal Audit Department or other independent parties for examination;
2. Monitoring the progress of the examination process for complaint reports;
3. Evaluating and decide whether the results of the inspection by the Internal Audit Department or other independent parties require a further investigation process or do not require a further investigation process and are stored as archives;

4. Make a letter requesting an internal investigation to the President Director for an investigation process that does not require the assistance of an independent party. Next, the President Director assigned the Investigation Committee to conduct an investigative audit; and
5. Request approval from the Board of Commissioners for investigation processes that require the assistance of independent parties. If the Board of Commissioners agrees, it will continue with the selection process, appointing and assigning selected Consultants/Independent Third Parties to conduct investigations and report the results.

The Internal Audit Department plays a role in:

1. Examine complaint reports received from the Audit Committee or Consultants/Third Parties managing complaint reports;
2. Collaborate with related units to ensure the truth of complaint reports, prove whether or not there are violations and follow-up actions;
3. If during the audit process, there is a need to carry out an in-depth investigation through an Investigative Audit, the SVP Internal Audit can report this to the President Director, who will then assign the Investigation Committee to carry out an investigative audit; and
4. Report the examination results and close the Complaint Report through the Complaint Report system, which can be accessed and analysed by the Audit Committee for further follow-up.

The Investigative Committee has a role in:

1. Reviewing problems and examination results of complaint reports that require an investigative audit process. If the investigation process concerns personnel and/or units in a subsidiary, the Investigation Committee will convey it to the Commissioners and Directors of the subsidiary in question;
2. Form an Investigation Team to carry out an investigative audit process in accordance with the authority referring to applicable regulations. The Investigation Team can consist of personnel from subsidiaries as needed;
3. Submit the Investigation Results Report to the President, Director, and/or Audit Committee as evaluation material for company management to be followed up to the next stage.

CORPORATE GOVERNANCE

Consultants/Third Parties appointed as complaint report managers play a role in:

1. Receiving and distribute incoming complaints from all Telkom Integrity Line channels
2. Conducting initial review and verification to ensure that the complaint meets the requirements to be designated as a valid complaint and will be processed further
3. Keep whistleblowing management archives, including complaints that do not meet the requirements
4. Monitoring the process of resolving complaints through the complaint management system.

THE RESULT OF COMPLAINT HANDLING

Throughout 2023, Telkom received 59 complaint reports. Total of the 28 complaints eligible for follow-up, 19 complaints were declared closed, with 3 complaints proven to have violations and 9 other still waiting for additional data to carry out the follow-up process.

Complaint Based on Category

Category	Reporting Channel							Total
	Website	Email	PO Box	Fax	Hotline	WhatsApp	SMS	
Accounting issues and internal control over financial reporting	0	0	0	0	0	0	0	0
Auditing issues	0	0	0	0	0	0	0	0
Violation of the laws and regulations of the capital market relating to the Company's operations	0	0	0	0	0	0	0	0
Violation of internal regulations	2	3	0	0	0	6	0	11
Fraud and/or abuse of the position	13	0	0	0	0	0	0	13
Disgraceful behavior	3	1	0	0	0	0	0	4
Total	18	4	0	0	0	6	0	28

Comparison of Complaint Handling with the Previous Year

Description	Total			Remarks
	2023 (Deloitte)	2022 (Deloitte)	2021	
Total Complaints	59	44	36	Complaints received
Qualified	28	26	0	Complaints worthy of actions
Follow-up				
Closed	19	16	0	-
Additional Data	9	9	0	-
Further studies according to the procedure	0	1	0	-

Remarks:

- Total complaints in the Annual Report 2022 is 129 records consisting of 44 complaint records, as well as 85 records testing complaint channels and additional communications related to complaints.
- In the Annual Report 2023, records of the results of testing the complaint channel and additional communications related to complaints are not counted in the number of complaints.

THE COMPLAINT HANDLING PROCEDURES

The handling process for complaints received is as follows:

- Unit or third party appointed as the party responsible for receiving complaints in the whistleblowing system monitors incoming complaints from all existing reporting channels;
- The complaints received are reviewed and verified to ensure that the complaint meets the requirements to be determined as a valid complaint and will be processed further. Meanwhile, complaints that do not meet the requirements are not processed and stored as archives for the Whistleblowing Manager;
- Complaints that meet the requirements and will be processed further, are sorted based on the level/levelling being complained about and submitted to:
 - The Board of Commissioners through the Audit Committee, for complaints against one or more members of the Board of Directors of Telkom (including the Main Director), employees on duty at Telkom's Internal Audit Unit or employees within the supporting organs of the Board of Commissioners;
 - Main Director of Telkom through SVP Internal Audit, for all complaints against all Telkom Group employees including members of the Board of Directors and/or Commissioners of Subsidiaries, except for Telkom Directors and Telkom employees who serve in the Internal Audit Unit;
 - Ministry of SOE, for complaints against the Board of Commissioners.
- For complaints that meet the requirements as referred to in points 3.a. and 3.b. above, audits are carried out by the Internal Audit Department or other independent parties if necessary
- The Internal Audit Department reports the results of examinations and closes Complaint Reports through the Complaint Report system, which can be accessed and further analysed by the Audit Committee for further follow-up;
- Based on the results of the inspection by the Internal Audit Department or an independent party, the Audit Committee will evaluate and decide whether the results of the audit need to be followed up and processed further through an investigative audit or whether there is no need for a further investigation process and will be stored as an archive;
- If it is decided to carry out an investigative audit process that does not require the assistance of an independent party, the Audit Committee and/or SVP Internal Audit can make a letter requesting an internal investigation to the President Director, who will then assign the Investigation Committee to carry out the Investigation audit process and prepare an Investigation Result's Report; and
- If it is decided to carry out an investigative audit process that requires the assistance of an independent party, the Audit Committee will request approval from the Board of Commissioners. If the Board of Commissioners approves, the Audit Committee will select, appoint, and assign selected Consultants/Independent Parties to conduct investigative audits and prepare Investigation Results Reports.

INVESTIGATION PROCESS

As a follow-up to instructions from the President Director to carry out the investigative audit process, the Investigation Committee carried out the following:

1. Review problems and examination results of complaint reports that require an investigative audit process. If the investigation process concerns personnel and/or units in a subsidiary, the Investigation Committee will convey it to the Commissioners and Directors of the subsidiary in question;
2. Form an Investigation Team to carry out an investigative audit process in accordance with the authority referring to applicable regulations. The Investigation Team can consist of personnel from subsidiaries as needed;
3. Submit the Investigation Results Report to the President, Director, and/or Audit Committee as evaluation material for company management to be followed up to the next stage; and
4. If expert assistance is required to carry out the investigative audit process, the Investigation Committee may request the Main Director to process

the appointment and assignment of a Team of Experts to assist in handling the investigative audit process.

COOPERATION HANDLING OF INTEGRATED WBS

Telkom, together with 26 other SOEs and the Corruption Eradication Commission (KPK), signed a Perjanjian Kerja Sama (PKS) on March 2, 2021. This PKS aims to be an effort to eradicate criminal acts of corruption through the implementation of an integrated WBS. The scope of this collaboration includes:

1. Formulation and/or strengthening of the internal rules for handling complaints;
2. Commitment to complaint handling management;
3. Handling complaint through application;
4. Coordination and joint activities for handling complaints; and
5. Exchange of data and/or information.

Further discussion of WBS can be found in Sustainability Report.

POLICY REGARDING REPORTING SHARE OWNERSHIP OF DIRECTORS AND COMMISSIONERS

Each member of the Board of Directors and Board of Commissioners of Telkom has reported to the Financial Services Authority, either directly or indirectly, regarding ownership and any changes in ownership of Public Company shares in accordance with the provisions of OJK Regulation No. 11/POJK.04/2017 concerning Ownership Reports or Any Changes in Ownership of Public Company Shares by the Board of Directors and Board of Commissioners. Provisions regarding reporting of share ownership are also regulated internally in the Board Manual for the Board of Directors and Board of Commissioners as stated in the Joint Regulation of the Board of Commissioners and Directors No. 05/KEP/DK/2022 and No. PD.620.00/r.01/HK200/COP-M4000000/2022 concerning Guidelines for the Work Procedures of the Board of Commissioners and Directors (Board Manual) of the Company (Persero) PT Telekomunikasi Indonesia, Tbk.

The Company routinely reports the share ownership of members of the Board of Directors and members of the Board of Commissioners every month. It is disclosed in the Annual Report and Financial Report. In the Annual Report for Fiscal Year 2023, Telkom reports information on share ownership by members of the Board of Directors and Board of Commissioners, as well as changes in the "Shareholder Composition" section.

All members of the Board of Directors and Board of Commissioners must report changes in share ownership by three working days after ownership or change in ownership of Public Company shares occurs. This policy applies to all members of the Board of Directors and Board of Commissioners. In 2023, several Board of Directors and Board of Commissioners will receive Long Term Incentive (LTI) and Tantiem, which will be deferred for the 2022 financial year in the form of Telkom shares.

EMPLOYEE STOCK OWNERSHIP PROGRAM

Telkom has a policy of providing long-term, performance-based compensation for employees and management through share ownership programs, namely the Employee Stock Ownership Program (ESOP) and Management Stock Ownership Program (MSOP). The program aims to foster a sense of belonging and retain and appreciate employee contributions. This share ownership program started in 1995 when Telkom conducted an Initial Public Offering (IPO) and was carried out again on June 14, 2013. The conditions for implementing the ESOP carried out in 2013 were:

1. Number of Shares

Number of shares offered during ESOP program period in 2013 was 64,284,000 Series B stock which were the result of buyback phase III or Treasury Stock.

The amount was allocated to each participant with the following conditions:

- a. Participants have an active status, referring to the Band Position level, Role Category, and participant's contribution period as of December 31, 2012; temporary
- b. Participants have a non-active status, referring to the Band Position level and the contribution period during 2012, except in the event that the person concerned dies, the contribution is calculated at 100%.

Regarding the stock transfer process, employees who become program participants are subject to the provisions of the Lock-Up Period based on the following levels:

- a. Level BP I and II are subject to a Lock Up Period of 12 (twelve) months;
- b. Level BP III and IV are subject to a Lock Up Period of 6 (six) months;
- c. Levels BP V to VII are subject to a Lock Up Period of 3 (three) months.

2. Execution Time

Telkom stock ownership program by employees and/or management was implemented on June 14, 2013.

3. Employee and/or Management Requirements in Telkom Stock Ownership Program

- a. Meet Eligibility Criteria:
 - i. Employees of Company and Employees of Subsidiaries/Affiliates whose financial statements are consolidated in Telkom Financial Statements;
 - ii. Directors of Subsidiaries/Affiliates whose financial statements are consolidated, except BOD/BOC Telkom and Telkomsel.
- b. Have contributed at least 1 month in 2012;
- c. In the event that employee has an inactive status in 2013, then:
 - i. The person concerned is still entitled to participate in the program, with the allocation of stock calculated proportionally according to the contribution of the person concerned in 2012;
 - ii. The person concerned did not quit at his own request (APS), was dismissed due to a serious violation of employee discipline, and/or quit because he was appointed as the Board of Directors of a SOE.
- d. The program is optional with conditions: the right to buy is non-transferable and void if it is not used during the offer period.

4. Execution Pricing or Pricing

Whereas, in the implementation of employee stock ownership program in 2013, Telkom set a stock transfer price of Rp10,714 (ten thousand seven hundred and fourteen rupiah), which is 90% of the average closing price of stock trading for a period of 25 days prior to the price fixing date.

No.	Date	Number of Employees	Number of Shares	Stock Value
1.	November 14, 1995	43,218	116,666,475 shares	Rp239 billion
2.	June 14, 2013	24,993	59,811,400 shares (equivalent to 299,057,000 shares after a stock split)	Rp661 billion

SIGNIFICANT LEGAL DISPUTES

Throughout 2023, Telkom faced 153 legal cases consisting of 55 criminal law cases and 98 civil law cases. Among these cases, 62 cases are a continuation of cases from the previous period, while the remaining 91 cases are cases that began in 2023. Until the end of 2023, there are 97 cases that have not been completed and the process will continue for the next period.

Recapitulation of Lawsuits Cases in 2021-2023

Status	Legal Issues					
	2023		2022		2021	
	Criminal	Civil*	Criminal	Civil*	Criminal	Civil*
In process	42	55	18	44	18	28
Final and binding (inkracht)	13	43	27	27	10	14
Sub Total	55	98	45	71	28	42
Total	153		116		70	

Remark:

* Combination of Civil and Non-Litigation Cases.

Meanwhile, throughout 2023, there is one civil case against Telkom's Board of Director, whether they are still serving or those who have ended their positions.

INFORMATION REGARDING ADMINISTRATIVE SANCTIONS

Throughout 2023, Telkom did not receive administrative sanctions, whether members of the Board of Commissioners and/or Directors, by the Financial Service Authority (OJK) and other authorities.

INFORMATION ACCESS AND TELKOM'S PUBLIC DATA

Telkom provides easy access to information for Stakeholders to establish good relations with all Stakeholders and fulfill the provisions of Financial Service Authority Regulation No. 31/POJK.04/2015 regarding Disclosure of Material Information and Facts by Issuers or Public Companies. Telkom provides several approaches and media as communication channels, namely:

1. General Meeting of Shareholders (GMS)

GMS is a media for Telkom to convey information related to the Company's performance to Shareholders. Shareholders can participate in strategic decision making, for the betterment of the Company.

2. Media

Throughout 2023, Telkom made news releases and sent them to the mass media to disseminate Telkom information to Stakeholders.

3. Website

Telkom's website is available in two languages, namely Indonesian and English, with a page www.Telkom.co.id page. Stakeholders can access the latest information on profile, Good Corporate Governance practices, implementation of CSR programs, job opportunities and career development, as well as Telkom products. In addition, Stakeholders can also access Telkom reports, including Annual Report, Financial Report, and other report.

4. Information and Documentation Management Officer (PPID)

PPID is a form of transparent and accountable corporate public information service to fulfill the rights of applicants for public information in accordance with statutory provisions. PPID is an official who is responsible for carrying out the functions of storing,

documenting, and/or serving public information. Telkom has an E-PPID channel as an online service facility for requests for public information and as a form of implementing information disclosure in the TelkomGroup which can be accessed via the <https://eppid.Telkom.co.id/sites> page.

5. Meeting with Analyst and Investor

Telkom always held meetings with Analyst and Investor. This meeting is held for Telkom to provide information on the Company's performance and prospects as well as providing the latest information on the telecommunications industry in general. In times of pandemic, meetings with Analyst and Investor are held online.

6. Contact via E-Mail

One of the corporate contact facilities listed on the Telkom website is in the form of e-mail contacts, which can be used by Stakeholders to communicate with each other. Specifically, Telkom customers can use the e-mail address customercare@Telkom.co.id, while the e-mail address Investor@Telkom.co.id is intended for Investor.

7. Internal Media

Telkom has an Intra Telkom bulletin which is managed as a means of information, education, and outreach to all internal employees of the Telkom.

8. Social Media

In line with the current digital era, Telkom uses a variety of social media to reach out to Stakeholders and the wider community. This communication channel is also useful for communicating with young people who are very familiar with digital media and social media today.

Social Media	Twitter/X	Facebook	Instagram	YouTube	TikTok
Account	@TelkomIndonesia	Telkom Indonesia	@telkomindonesia	Telkom Indonesia Official	@telkomindonesia
Followers/ Subscribers/Fans	151.5K Followers	522k Followers	565k Followers	31.3k Subscribers	75k Followers

Remark:
Data as of December 31, 2023.

CORPORATE CODE OF CONDUCT

CODE OF CONDUCT'S IMPLEMENTATION FOR BOARD OF DIRECTORS, BOARD OF COMMISSIONERS AND EMPLOYEES

Based on the Sarbanes-Oxley Act (SOA) 2002 section 406, Telkom has a code of ethics regulated in Directors Regulation No. PD.201.01/r.00/PS150/COP-B0400000/2014 regarding Business Ethics in the TelkomGroup Environment and Regulation of the Director of Human Capital Management No. PR.209.05/r.01/HK250/COP-A4000000/2020 regarding Employee Discipline.

Telkom's code of ethics regulates business ethics for the external environment (customers, suppliers, contractors, and other external parties) as well as employee work ethics for the internal environment, which applies to all members of the Board of Directors, members of the Board of Commissioners and the extended family of Telkom employees. Telkom requires all internal parties to sign an Integrity Pact, which contains a commitment from employees and management not to violate the established integrity and code of ethics. this integrity Pact is stated in Resolution of the Board of Directors No. KD.36/HK290/COP-D0053000/2009.

CODE OF CONDUCT'S PRINCIPLES

The Telkom Code of Conduct, which applies, among others, regulates the main matters regarding:

1. Employee Ethics
The system of values or norms that are used by all employees and leaders in the daily work.
2. Business Ethics
The system of values or norms that are upheld by the Company as guidelines for the Telkom, management, and its employees to interact with the surrounding business environment.

DISSEMINATION OF THE CODE OF ETHICS AND ITS EFFORTS TO ENFORCEMENT

Any code of ethics violation will be subject to sanctions after going through an investigation process and various considerations. The following table presents the sanctions provisions for each type of violation.

No.	Main Thing	Type of Violation	Penalty
1.	Employee Work Ethics	1. Misdemeanor	Light Discipline Punishment
		2. Moderate Violation	Moderate Discipline Punishment
		3. Serious Violation	Severe Discipline Punishment
2.	Business Ethics	1. Insider Trading	Integrity Committee Decision
		2. Conflict of Interest	Employee Discipline Committee Decision
		3. Window Dressing	Integrity Committee Decision
		4. Do gratuities	Employee Discipline Committee Decision

EFFORTS TO DISSEMINATION OF CODE OF CONDUCT

Every year, Telkom management sends outreach materials to all employees at TelkomGroup regarding understanding of GCG, Business Ethics, Integrity Pact, Fraud, Risk Management, Internal Control (SOA), Whistleblowing, Prohibition of Gratification, IT Governance, Information Security, Anti-Bribery Management System and other matters. Others related to ethics and corporate governance practices.

Telkom implements an obligation for every employee to create an Integrity Pact, which is filled out and signed by all employees every year as long as they are still employees of TelkomGroup. Telkom also carries out business ethics outreach through various media and e-learning, which also includes awareness of the implementation of SNI ISO 37001:2016 Anti-Bribery Management System (SMAP).

Table of Code of Conduct Socialization 2023

No.	Oncoming	Amount Reached
1.	E-learning	9,543/9,543
2.	Face to face (training, communication forum/workshop)	244/9,543
3.	Socialization material through the intranet portal	9,543/9,543

REPORT ON RESULTS OF APPLICATION OF CODE OF CONDUCT

Violations of Employee Discipline that will be processed at Telkom in 2023 are as many as 17 cases, consisting of 3 cases that have been decided with 26 perpetrators and 14 cases still in process with 75 people. This number increased compared to the previous year, with 13 cases with 143 perpetrators. Judging from the information, Telkom still needs to improve the quality of internal control so that the number of code of ethics violations can continue to be reduced.

Results of Code of Conduct in 2023

No.	Form of Code Violation	Number of Code Violations	Sanctions Given
1.	Misuse of Goods/Assets/Money/ Authority-Position	16 case	Disciplinary Punishment: Minor : 3 Medium : 2 Severe : 4 Acquitted : 16 On progress : 75
2.	Absenteeism	0 case	Dismissal :- Acquitted :-
3.	Criminal Case	0 case	Severe :-
4.	Violations of Moral Norms	0 case	Severe :-
5.	Others	1 case	Disciplinary Punishment: Minor :- Medium :- Severe :- Acquitted : 1 On progress :-

ANTI CORRUPTION POLICY

Telkom is committed to maintaining GCG principles to ensure that the Telkom avoids corrupt practices, kickbacks, fraud, bribery, and illegal gratuities. This commitment has been realized through implementing ISO 37001:2016 regarding Anti-Bribery Management Systems (SMAP) since 2020. The SMAP standard determines various steps and controls that companies must implement to prevent and reveal bribery and corruption cases. Telkom also prepares programs and procedures as outlined in internal policies as follows:

1. Decision of the Board of Directors of the Company Number: KD.36/HK290/COP-D0053000/2009 regarding Integrity Pact.
2. Telkom Regulation PD.201.01/r.00/PS150/COP-B0400000/2014 regarding Business Ethics in TelkomGroup.
3. Regulation of Director of Human Capital Management Number: PR.209.03/r.01/PS000/COP-A4000000/2017 regarding Obligations for Reporting on Assets of State Administrators within TelkomGroup.
4. Regulation of Director of Human Capital Management Number: PR.209.05/r.01/HK250/COP-A4000000/2020 regarding Employee Discipline.
5. Regulation of Director of Human Capital Management Number: PR.209.04/r.01/PS950/COP-A4000000/2021 regarding Gratification Control.
6. Decision of President Director No.SK08/PS.000/COP-A0000000/2023 regarding Composition of the Organizational Structure of the Anti-Bribery Management System.

Policies, targets, and all SMAP implementation on TelkomGroup are outlined in ISO 37001:2016 Anti Bribery Management System Manual and 17 Procedures.

ANTI-CORRUPTION, KICKBACKS, ANTI-GRATIFICATION, AND ANTI-FRAUD PROGRAMS AND PROCEDURES

To support the prevention of corruption, kickbacks, gratuities, and fraud within the company, Telkom holds training and outreach programs for all employees to support the prevention of corruption, kickbacks, gratuities, and fraud within the Telkom. Training programs carried out by Telkom during 2023 include:

1. Conducting training and understanding of business ethics and signing the annual Integrity Pact, which is mandatory for all employees.
2. Conducted Awareness on ISO 37001:2016 Anti-Bribery Management System by experts in their fields to the team on the scope of expansion.
3. Extending the ISO 37001:2016 Anti-Bribery Management System (SMAP) Lead Auditor certificate through the external agency Professional Evaluation and Certification Board.
4. Conducting training on Lead Auditor ISO 37001:2016 Anti-Bribery Management System (SMAP)
5. Conducting Integrity Development Expert certification through KPK to representatives of the scope and FKAP Committee.
6. Conducted ISO 19011:2018 Internal Auditor training for representatives of the scope of the Anti-Bribery Management System certification.
7. Carry out an Internal Surveillance Audit ISO 37001:2016 Anti-Bribery Management System.
8. Carry out an External Surveillance Audit ISO 37001:2016 Anti-Bribery Management System.
9. Organized a program to commemorate World Anti-Corruption Day (HAKORDIA) within Telkom.

With the implementation of these programs within Telkom Indonesia, it is hoped that it will further enhance a work environment that is conducive and free from corrupt practices.



Telkom
Indonesia
the world in your hand



Sinergi untuk
Indonesia

Wujudkan Inovasi Terus Berelevansi

58 tahun Telkom Indonesia mengiringi langkah
dengan solusi digital terbaik bagi bangsa

Mari terus bersinergi dan berelevansi
untuk masa depan Indonesia



CORPORATE SOCIAL RESPONSIBILITY AND ENVIRONMENT (CSR)

06.



BRIEF SUMMARY OF CORPORATE SOCIAL RESPONSIBILITY AND ENVIRONMENT

Telkom implements good corporate governance by considering the rights of employees and stakeholders, contributing to environmental sustainability, and carrying out social and ecological responsibility (TJSL) or Corporate Social Responsibility (CSR). Telkom's CSR information reporting refers to several international standards, namely the Global Reporting Initiative (GRI), ISO 26000 Guidance for Social Responsibility, and Sustainable Development Goals (SDGs).

Telkom conveys information on CSR implementation in a Sustainability Report, which is separate from this Annual Report, following SEOJK No. 16/POJK.04/2021 regarding the Form and Content of Annual Reports of Issuers or Public Companies, with the basis for preparation based on OJK Regulation No. 51/POJK.03/2017 regarding the Implementation of Sustainable Finance for Financial Services Institutions, Issuers, and Public Companies.

Access to the 2023 Sustainability Report:



As a SOE, Telkom also implements CSR based on the Minister of State-Owned Enterprises Regulation Number PER-1/MBU/03/2023 regarding Special Assignments and Social and Environmental Responsibility Programs for State-Owned Enterprises which revokes and replaces the Minister of BUMN Regulation Number PER-05/MBU/04/2021 regarding Social and Environmental Responsibility Programs for State-Owned Enterprises as amended by Regulation of the Minister of State-Owned Enterprises Number PER-6/MBU/09/2022 regarding Amendments to Regulation of the Minister of State-Owned Enterprises Number PER-05/MBU/04/2021 concerning Social and Environmental Responsibility Programs for State-Owned Enterprises. Article 33 PM BUMN PER-1/2023 regulates that financial reports and implementation of the SOE CSR Program are reported in

periodic and Annual Reports. Telkom presents the TJSL Program implementation report in the Annual Report in the subchapter Corporate Social and Environmental Responsibility Program Implementation Report, while the TJSL Financial Report, namely the MSE Funding Program Financial Report, is shown in the attachment to this Annual Report.

CORPORATE SOCIAL RESPONSIBILITY AND ENVIRONMENT PROGRAM IMPLEMENTATION REPORT

CSR Sustainability Strategy Framework

Telkom's Board of Directors also supervises the implementation of sustainability practices through the TJSL Program and encourages compliance to ensure program accountability. Telkom's TJSL Program aligns with environmental, social, and governance (ESG) aspects to support business objectives and achieve sustainability performance contributions.

Telkom's sustainability strategy is embodied in the "SUSTAIN" Main Program, which aligns with efforts to achieve the Sustainable Development Goals (SDGs) targets. The details of the program are as follows:

- 1. Speed-up Inclusive Digital Education to Develop Superior Digital Talent and Increase National Digital Adoption**, which encourages the realization of inclusive education and good quality of healthy life to support a prosperous and competitive nation through digital infrastructure support and digital talent education to improve national digital literacy;
- 2. Unlock Sustainable Digital Ecosystem and Uplift Greeneration to Increase Climate Change Resiliency**, which supports the realization of sustainable infrastructure and encourages efforts to increase resilience to climate change through community empowerment and the deployment of digital environmental ecosystems;

3. **Strengthen Excellent MSME Digital Platform to Scale up MSME Capacity and Drive Digital Economy Growth**, namely enlarging the access and capacity of Micro and Small Enterprises (MSEs) to financial services to expand employment, increase labor productivity, and drive economic growth through intensification of distribution quality and strengthening loan repayment capacity;
4. **Transform Good Viability and Well-being to Build more Prosperous Society**, which accelerates the transformation of essential service aspects to support a prosperous and competitive society;
5. **Assuring Good CSR GRC Management Reinforcement**, namely maintaining the accountability aspects of TJSL Program management and aspects of risk management implementation and compliance through quality improvement and governance evaluation, as well as overseeing the audit process and management reporting;
6. **Intensifying Strong Impact CSR Branding & Communication Impact Amplification**, namely activating the publication of the implementation of the TJSL program by prioritizing communication from the aspect of the impact of Telkom's TJSL Program through multi-stakeholder partnerships/collaboration;
7. **Nurturing National CSR Process Digitalization to Enable Data-driven & Analytics Reporting**, namely strengthening the transformation of digitization and digitalization of TJSL Program management through improving and maintaining information systems, utilizing data analytics and decision support systems in strategic decision making.

COMMITMENT AND POLICY ON SOCIAL AND ENVIRONMENTAL RESPONSIBILITY

The legal basis for the implementation of Telkom's TJSL Program activities is the Regulation of the Minister of State-Owned Enterprises Number PER-1/MBU/03/2023

regarding Special Assignments and Social and Environmental Responsibility Programs of State-Owned Enterprises which revokes and replaces the Regulation of the Minister of SOEs Number PER-05/MBU/04/2021 regarding Social and Environmental Responsibility Programs of State-Owned Enterprises as amended by the Regulation of the Minister of State-Owned Enterprises Number PER-6/MBU/09/2022 concerning Amendments to the Regulation of the Minister of SOEs Number PER-05/MBU/04/2021 regarding Social and Environmental Responsibility Programs of State-Owned Enterprises. Meanwhile, the internal policy basis as a guideline for the implementation of the TJSL Program is the Board of Directors Regulation No. PD.703.000/r.00/H-K200/CDC-A1000000/2021 dated 31 December 2021 regarding Social and Environmental Responsibility Programs and the Shareholder/Capital Owner Aspiration letter No. S-683/MBU/10/2022 dated 24 October 2022 regarding Shareholder/Capital Owner Aspirations for the Preparation of the Company's Work Plan and Budget for 2023.

Telkom's TJSL program is the authority of the Community Development Center (CDC) Unit, while the Corporate Communication Sub-Department is specifically responsible for the publication of the implementation of the TJSL Program. Telkom conducts socialization of core values and development of the Company's culture to encourage socially and environmentally responsible behavior in all TelkomGroup people. Telkom also involves employees in TJSL activities in the Employee Volunteering Program (EVP) through an employee social project program called TESA (Telkom Employee Social Activity) as a forum for one employee, and one social activity. Telkom also continues to encourage and ensure the active role of stakeholders in the planning and formulation of TJSL Programs that are integrated, directed, and measurable in impact to create shared value for stakeholders.

TJSL 2023 Program Formulation Framework

Strategic Situation Analysis

Key Shareholder Direction	Corporate/Functional Strategy Alignment		
<p>Permen TJSL</p> <p>Implementation with a Priority Focus on Education, Environment, and MSE Development (Article 10 Paragraph 3)</p> <p>Shareholders' aspirations for preparation of the 2023 RKAP</p>	<p>CSS 2023-2025 Strategic Initiatives</p> <p>10.C Telkom can leverage global trends to realign sustainability contribution - starting with adoption of ESG framework and improving communication to stakeholders</p> <p>FU HCM Strategy 2023-2025</p> <p>10. Deploy TJSL Towards Achievement of Social Development Goals (SDGs) for Sustainable Business Strategy</p>	<p>External Factor Analysis</p> <ul style="list-style-type: none"> Economy Post Pandemic Geopolitical Situation Analysis Global Rating Index Global Issue-Sustainable Development Nation & Global Telco Benchmark <p>SUSTAINABLE DEVELOPMENT GOALS ESG</p>	<p>Internal Factor Analysis</p> <ul style="list-style-type: none"> SIPOC Analysis Telkom Technology Stack Identify Business Challenges Local Excellence and Wisdom (Telkom Regional) TJSL Assets Inventory <p>SIPOC ANALYSIS</p> <p>CSV</p>

Strategic Formulation

<p>Speed-up</p> <p>Digital Education</p> <p>csv</p>	<p>Unlock</p> <p>Sustainable Environment</p>	<p>Strengthen</p> <p>MSME Digital Platform</p> <p>csv</p>	<p>Transform</p> <p>Prosperous Society</p>
<p>Assuring GRC Management</p>		<p>Intensifying Branding & Communication</p>	<p>Nurturing TJSL Digitization</p>

Strategic Implementation: Program Charter, Activities, KPI, Timeline, Risk, and Budget

Strategic Evaluation & Control: Review Management (Weekly, Quarterly, Half-Year, Annually), Management Report, Financial Report, Annual Report, Sustainable Report

TJSL Main Programs 2023

Creating Shared Value (Society | MSME | Digital Literacy)

S-U-S-T-A-I-N

FU HCM Strategic Initiatives (Orchestrate Foundations & Social Responsibility Programs to Increase Corporate Value & Support Business)

<p>1 Speed-up</p> <p>DIGITAL EDUCATION</p> <ul style="list-style-type: none"> Digital Learning Lab Computer Education Program Inclusive and Effective Learning Environment for Disabilities Program Digi Up Program Indonesia Digital Learning Program Bantuan Biaya Pendidikan untuk Siswa tidak Mampu <p>csv</p>	<p>2 Unlock</p> <p>SUSTAINABLE ENVIRONMENT</p> <ul style="list-style-type: none"> Program Bantuan Sarana Air Bersih Program Penyediaan atau Renovasi MCK Umum Program E-Waste Management Program Eduvice Sinergi Program Komunitas Sadar Lingkungan Program Penanaman Terumbu Karang Program Penanaman Mangrove Konservasi Hutan Binaan Digital Pengembangan Energi Bersih & Terbarukan Program Sociodigipreneurship (Innovillage) Employee Volunteering Program (Ind. ABN) 	<p>3 Strengthen</p> <p>MSME DIGITAL PLATFORM</p> <ul style="list-style-type: none"> Initiate MSMEs Caring Partnership Pengembangan Kapasitas Bisnis UMK Melalui Pembinaan Strengthening MSME Payment Collectibility Moneva MSME Capacity Development through Go Modern & Go Digital Go to Market Program through Go Online & Go Global Acceleration Creating Shared Values Rumah BUMN <p>csv</p>	<p>4 Transform</p> <p>PROSPEROUS SOCIETY</p> <ul style="list-style-type: none"> Program Pengentasan Kemiskinan Desa Prasejahtera Program Bantuan Kegiatan Budaya dan Keagamaan Program Bantuan Peningkatan Produktivitas Hasil Perikanan Program Bantuan Penanganan Stunting Pemberdaya Wirusaha Perempuan Program Desa Binaan Telkom Penyelenggaraan Tata Kelola Kelembagaan yang Akuntabel 	
<p>5 Assuring GRC (Governance, Risk, and Compliance) Management</p>				
<p>6 Intensifying Branding & Communication TJSL</p>				
<p>7 Nurturing TJSL Digitization</p>				

REALIZATION OF SOCIAL AND ENVIRONMENTAL RESPONSIBILITY (TJSL) PROGRAM 2023

Realization of the TJSL Program in 2023

In 2023, the amount of funds realized for the TJSL Program activities was Rp154.94 billion, a 58.34% decrease from 2022.

No.	TJSL Pillars	Realizations (Rp)
1.	Social Pillar	71,558,333,354
2.	Economic Pillar	35,729,584,436
3.	Environmental Pillar	46,629,687,782
4.	Pillars of Law and Governance	1,023,142,068
Total		154,940,747,640

TJSL REALIZATION PER PRIORITY SECTOR




No.	Featured Program	Descriptions	SDGs	Realizations
TJSL Program Focuses on Education				
1.	Digital Learning Lab and Basic ICT Skills Training Assistance	Telkom assists schools and students in obtaining internet and computer access and improving ICT skills for learning purposes.		<ul style="list-style-type: none"> 435 location points 15,810 benefit recipients
2.	Digital certification program for vocational (DIGI-UP)	Telkom's Synergy Program with industry and educational institutions to increase the capabilities of high school/vocational school graduate students to support the industrial world through national standard digital skills certification.		<ul style="list-style-type: none"> 2,170 registrants 1,397 participants passed certification 421 schools 26 provinces
3.	Indonesia Digital Learning Program	Training Assistance for Increasing Teacher Competency (Training and Certification) through digital technology.		<ul style="list-style-type: none"> 1,148 participants 3 location points





Computer and Internet Assistance for Education












DIGIUP Program

No.	Featured Program	Descriptions	SDGs	Realizations
TJSL Program Focuses on Education				
4.	Empowerment of disabled groups to increase the independence of vulnerable communities	Telkom's commitment to inclusive education through infrastructure assistance and digital talent education for people with disabilities to gain access to education, training, and digital certification to increase capabilities and competencies for job search opportunities. The program is realized through cooperation with the Telkom Education Foundation (YPT).		<ul style="list-style-type: none"> • 980 people with disabilities • 6 location points
				
Educator Quality Improvement Training Program		Educational Skills Training and Learning Program for Disabilities		

No.	Featured Program	Descriptions	SDGs	Realizations
TJSL Program Focuses on the Environmental Sector				
1.	Reduction of e-waste through digital device recycling (EDUVICE)	Activities/efforts to help reduce Electronic Waste, which has the potential to contain B3 Waste, within the Company environment (including those owned by employees), which are successfully managed well and then distributed to beneficiaries.		<ul style="list-style-type: none"> • 230 electronic devices • 480 beneficiaries
				
Implementation of the EDUVICE Program				

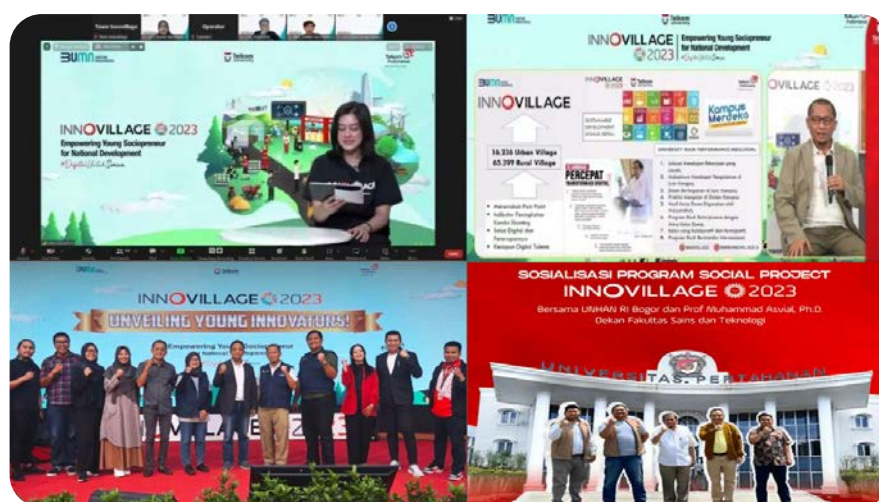
No.	Featured Program	Descriptions	SDGs	Realizations
TJSL Program Focuses on the Environmental Sector				
2.	Integrated Waste Management Solutions and Circular Economy Development	Initiate the development of integrated waste management using a recycling and circular economy approach into economically valuable products that can produce social, environmental, and economic benefits for the community, which are strengthened by the integration of digital platforms to facilitate access to TPS service information.		<ul style="list-style-type: none"> • 900 kgs of managed waste • 700 kgs of recycled waste • Rp2 million per month of circular economy income
3.	Reducing the effect of greenhouse gases through the planting of mangroves and coral reefs	Telkom mangrove conservation and coral reef transplant rehabilitation as an effort to reduce greenhouse gas effects.		<ul style="list-style-type: none"> • 45,500 mangrove plantings • 3,920 coral reef substrates
4.	Handling Climate Change through restoration and conservation of fostered forests	Environmental ecosystem improvement initiative by Telkom as an effort to restore and protect forests that have been damaged or lost in synergy with institutions/communities that care about and have an environmental culture.		<ul style="list-style-type: none"> • 62,150 tree seedlings/62 ha • 10 location points
 <p>Coral Reef Conservation Assistance</p>				
 <p>Built Forest Conservation</p>				
 <p>Assistance for Revitalizing Waste Management Infrastructure</p> <p>Mangrove Conservation Assistance</p>				

No.	Featured Program	Descriptions	SDGs	Realizations
TJSL Program Focuses on MSE Development				
<p>The TJSL MSE Development Program is implemented by distributing MSE Funding Program funds, and MSE Development Program grants through a 3C approach, namely access to capital, competence, and commerce. Through this program, Telkom supports strengthening the capacity of assisted MSEs to contribute to national economic growth and create added value for the Company. The realization of the implementation of the MSE Development Program in 2023 is as follows:</p>				
1.	Increasing MSEs access to Financial Services (Access to Capital)	Telkom distributes the MSE Funding Program as working capital and to increase the business capacity of the MSEs it supports. It assisted MSEs operating in various business sectors, such as industry, trade, livestock, plantations, fisheries, agriculture, services, etc.		Rp20 billion distribution of PUMK funds through BRI collaboration
2.	Strengthening MSE Business Capacity through coaching of Go Modern and Go Digital (Access to Competence)	Product Quality Improvement Program and digitalization of MSE businesses through assistance in obtaining permits, business training, making product packaging, and offline exhibition events to increase sales, expand markets, and increase the operational efficiency of MSEs.		<ul style="list-style-type: none"> • 11,180 Go Modern MSEs • 10,844 Go Digital MSEs • 2,107 Halal & PIRT Certifications • 4,578 NIB
3.	Penetration of digital and global market access: online marketplace, and virtual expo (Access to Commerce)	Program to increase online sales and global markets through e-commerce training, Business Matching, and Go Global training to increase the competitiveness of MSEs in domestic and global markets.		<ul style="list-style-type: none"> • 4,060 Go Online MSEs • 22 Go Global MSEs
<div style="display: flex; justify-content: space-around;"> <div style="text-align: center;">  <p>Rumah BUMN Tual Issuance of NIB for 49 Business Actors in Loon Village, Southeast Maluku</p> </div> <div style="text-align: center;">  <p>Rumah BUMN Malang Digital Marketing Soft-skills Training RB Telkom Chapter 8</p> </div> <div style="text-align: center;">  <p>Rumah BUMN Batam Training for Creating Instagram Business with MSMEs</p> </div> </div> <div style="display: flex; justify-content: space-around; margin-top: 20px;"> <div style="text-align: center;">  <p>Rumah BUMN Simalungun Training Go Online Digitalisasi x Tokopedia</p> </div> <div style="text-align: center;">  <p>Johor International Islamic and Halal Festival</p> </div> <div style="text-align: center;">  <p>China Expo</p> </div> </div>				

REALIZATION OF THE COMPANY'S CREATING SHARED VALUE PROGRAM

Creating Shared Value (CSV) is a strategic step taken by Telkom to contribute to efforts to resolve social and economic problems and improve the social welfare of society. In 2023, Telkom will implement CSV through 2 (two) programs, namely:

No.	CSV Programs	Descriptions	Social Benefit	Business Benefit	Realizations
1.	Student social project competition: 'Innovillage'	'Innovillage' is a digital talent development event to encourage the nation's digital capability and adoption rate through sociodigipreneurship incubation as a form of synergy between industry and universities in improving students' digital capabilities, which has an impact on social improvement for the community while producing digital talent as input to meet the needs of the digital industry.	Potential for increasing the socio-economic benefits of the community at the location where the social project is implemented	<ul style="list-style-type: none"> - Telkom has an inventory of applicable digital solutions to be developed to market validation - Telkom has Company Digital Talent Pool profiling 	<ul style="list-style-type: none"> • 2,385 registrants • 795 social project proposals • 101 colleges • 163 social projects funded • 27 provinces distributed social projects funded • 85 districts or cities with social projects funded • 489 Digital Talent Candidates



Implementation of Innovillage 2023

CORPORATE SOCIAL RESPONSIBILITY AND ENVIRONMENT

No.	CSV Programs	Descriptions	Social Benefit	Business Benefit	Realizations
2.	Utilization of Digital Platforms for MSEs	Telkom initiated digitalization solutions for MSE business activities through application and digital utilization and product commercialization through digital e-commerce.	<ul style="list-style-type: none"> - Encouraging digital literacy of MSEs towards increasing user adoption of digital service utilization - Helping MSEs innovate to develop businesses quickly to be applied independently - Encouraging MSEs to advance to class through the implementation of digitalization 	<ul style="list-style-type: none"> - Increase the number of subscribers and user traction on digital platforms for MSEs - Increase usage digital connectivity 	<ul style="list-style-type: none"> · 14,926 MSEs Class Up (Cluster 4 Go) · 2,354 registered users for indibizPay · 3,151 PaDi UMKM registered users · 400 SSL IndibizNet



PaDi UMKM and Online Shop Training







indibizPay Training





COLLABORATION TJSL PROGRAM REALIZATION

Telkom also contributes to the TJSL Collaboration Program with BUMN and other parties which will be implemented in 2023, including:

No.	Programs	Program Realization	Participants
1.	Environmental Collaboration Program	Community empowerment program in the village at the foot of Mount Raung District Banyuwangi, East Java, helps provide micro-hydro electrical energy by utilizing potential sources of water flow energy in rivers. Apart from that, training is also offered in the maintenance, control, and management of PLTMH from technical and economic aspects, as well as entrepreneurship training to the community so that they can develop productive business opportunities such as the production of cassava chips, dragon fruit jam, porang cultivation, and Edutourism.	Telkom, Perhutani, and ITS
2.	Educational Collaboration Program	A collaborative collaboration program between Telkom & Biofarma that aims to improve the quality and digital competence of educators or teachers in the era of massive technology so that it is helpful in learning and teaching activities in schools that it is hoped that it can improve the quality of education in Indonesia as a whole. Implementation of this program is spread across three districts in West Java Province.	Telkom, Biofarma, and PGRI

Evidence of Environmental Collaboration Program

Evidence of Educational Collaboration Program

No.	Programs	Program Realization	Participants
3.	MSEs Development Collaboration Program	<p>1. Karya Nyata Festival</p> <p>The Collaboration Synergy Program between SOEs organized by Telkom BUMN House is supported by the SOE Foundation and 13 other SOEs, which aims to develop MSEs to expand marketing and a place for Millennial talents to contribute to Indonesia's development actively. They are organized in South Tangerang to enliven the 78th Indonesian Independence Day.</p> <ul style="list-style-type: none"> · Number of Participating SMEs: 62 SMEs · Number of Visitors: 10,100 people · Number of Products Sold: 7,472 products · Total Transaction Amount: 105,635,000 <p>2. ErgaPods</p> <p>The MSE development program was carried out by Telkom BUMN House by helping the fostered MSEs increase marketing access by providing offline MSME Booths located at KM 88A Cipularang Toll Road – Kab. Purwakarta, West Java, so the fostered MSEs can experience increased sales of their products.</p>	<p>Telkom, Telkomsel, BNI, Pertamina, AP2, Mandiri, BRI, BSI, PELNI, PNM, Pelindo, HK, Jasamarga, and SOEs Foundation</p> <p>Telkom and Jasamarga</p>



Evidence of PUMK Collaboration Program: ErgaPods



Evidence of PUMK Collaboration Program: Karya Nyata Festival

MSE DEVELOPMENT PROGRAM

In 2023, the Ministry of SOEs issued Regulation of the Minister of State-Owned Enterprises of the Republic of Indonesia Number: PER-1/MBU/03/2023 regarding Special Assignments and Social and Environmental Responsibility Programs of State-Owned Enterprises which revoked and replaced Regulation of the Minister of SOEs Number PER-05/MBU/04/2021 regarding Social and

Environmental Responsibility Programs of State-Owned Enterprises as amended by Regulation of the Minister of State-Owned Enterprises Number PER-6/MBU/09/2022 regarding Amendments to Regulation of the Minister of SOEs Number PER-05/MBU/04/2021 concerning Social and Environmental Responsibility Programs of State-Owned Enterprises. Referring to the regulation, as part of SOE, Telkom helps the Government to develop the local economy by the 8th SDG, namely Decent Work and Economic Growth, through the MSE Development program as follows:

1. **Access to Capital: Capital Assistance Program for MSE Business Acceleration**

Implementing the distribution of the MSE Funding program of Rp20 billion through a cooperation mechanism with BRI as a recommended SOE by letter S-721/MBU/11/2022, and Telkom Stopping the activities of independently distributing the MSE Funding program to partners/fostered MSEs and focusing on collection and MSE coaching programs.

2. **Access to Competence: MSE Coaching/Guidance Program in terms of modernization of MSE internal business processes**

Digitalization of MSE business activity solutions through digital platforms: as an application toolset to solve the end-to-end business process needs of MSEs through the Go Modern and Go Digital programs.

3. **Access to Commerce: MSE Guidance Program in access to a broader market**

Acceleration of MSE product promotion through marketplaces and virtual expos to increase MSE market access to consumers without having to open physical outlets through the Go Online and Go Global programs.

4. **Moneva Collection**

Optimizing the monitoring and billing teams and socializing with foster partners on how to pay through virtual bank accounts.

MSE FUNDING PROGRAM

The MSE (Access to capital) Funding Program aims to increase the income of Micro and Small Enterprises (UMK) through providing assistance in the form of capital loans with a relatively low level of administrative services. The management of this program is also strengthened by the digitalization process, making it easier for MSEs to access loan applications as well as obtain information and monitoring and installment history.

In 2023, Telkom distributed funds amounting to **Rp20 billion**. The amount of funds disbursed decreased by 91.57% compared to last year due to adjusting the distribution mechanism by SK-721 KBUMN.

FUND DISTRIBUTION EFFECTIVENESS OF THE MSE FUNDING PROGRAM

The level of effectiveness in distributing PUMK Program funds in 2023 will reach **8.00%** (score 1) of available funds, with a target set at **90%**. This achievement has been consistent in the last three years as a manifestation of Telkom's commitment to empowering the national MSE sector.

Effectiveness of Distribution of Telkom Partnership Program Funds

Partnership Program	Unit	2023	2022	2021
Amount of Funds Disbursed	Rp billion	20.00	237.52	124,76
Amount of Funds Available	Rp billion	249.73	238.35	125
Level of Effectiveness of Funding	%	8.00	95.11	96,68
Funding Effectiveness Level Score		1	3	3

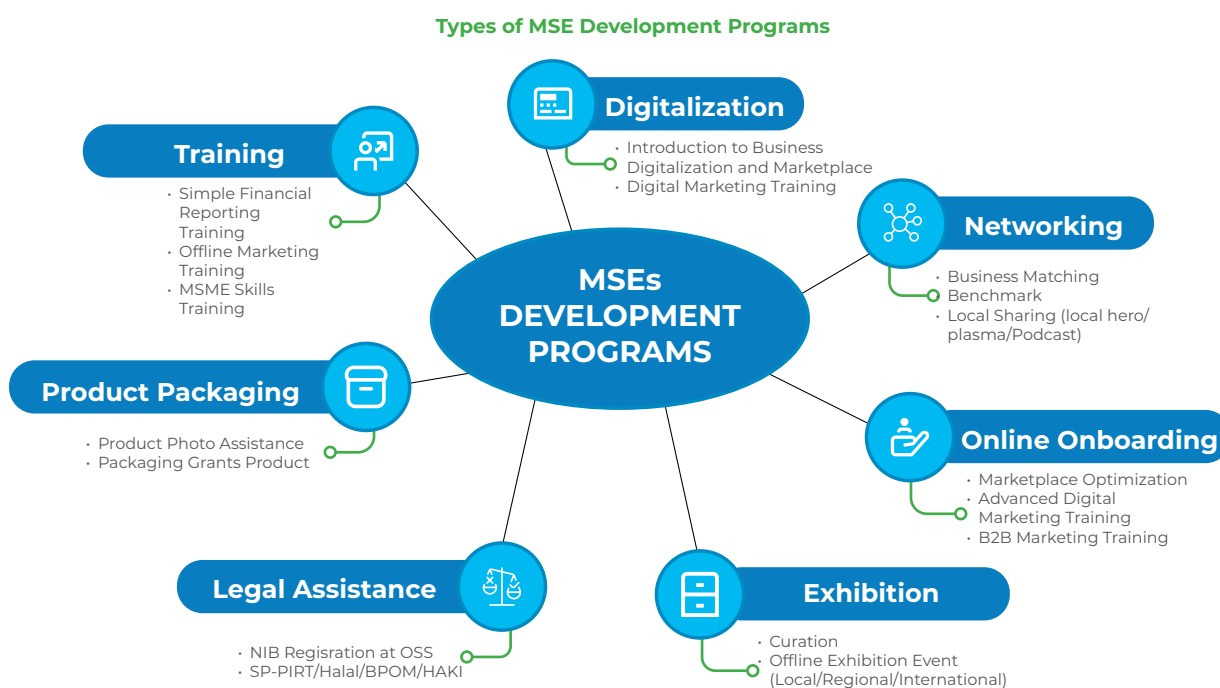
COLLECTIBILITY OF MSE FUNDING PROGRAM REFUNDS

Realization of collectibility of refunds for the Telkom MSE Funding Program in 2023 reached **60.29%** (score 2), with a collectibility target of **60%**. Consistent performance in the last three years shows Telkom's success in managing MSE Funding Program loan funds.

Partnership Program Refund Collectibility

Collectibility	Unit	2023	2022	2021
Collectibility Percentage	%	60.29	76.07	74.82
Score		2	3	3

MSE DEVELOPMENT PROGRAMS



Telkom encourages MSEs to upgrade by increasing the capacity of MSEs and digitalization through the Go Modern, Go Digital, Go Online, and Go Global programs, as well as various activities to increase the productivity of Assisted MSEs. In 2023, Telkom also included Assisted MSEs in multiple activities, such as Trade Mission Singapore in collaboration with KADIN, the 20th China-ASEAN Expo, the Islamic and Halal Festival between Johor Malaysia, Packaging Festival 2023, and the SMEs Hub of the 42nd ASEAN Summit to introduce products and increase the level of MSEs in Indonesia with export activities abroad. In addition, the MSE Development Program is also carried out to improve the competence of MSEs through Mindset, Skillset, and Toolset Training and assist MSEs in obtaining business certifications and licenses.

Achievements of the 2023 MSE Development Program

No	Program Type	Achievement of Fostered MSE
1.	Go Modern MSEs	11,332
2.	Go Digital MSEs	10,968
3.	Go Online MSEs	4,060
4.	Go Global MSEs	22
5.	Certifications (Halal and PIRT)	2,107
6.	NIB Assistance	3,515
7.	Mindset Training	4
8.	Skillset Training	274
9.	Toolset Training	1,028

DISTRIBUTION EFFECTIVENESS OF SOCIAL AND ENVIRONMENTAL RESPONSIBILITY PROGRAMS

Telkom targets in 2023 to distribute 100% of the TJSL Program funds from the budget allocation of **Rp136 billion** (including MSE development). The budget realization achieved in 2023 was **Rp134.94 billion** or **99.22%** of the budget allocation.

Effectiveness of Telkom's Social, Economic, and Environmental Empowerment Program Distribution of Funds

Community Development Program	Unit	2023	2022	2021
Amount of Funds Disbursed	Rp billion	134.93	124.78	124.76
Fund Allocation Available	Rp billion	136	125	125
Level of Effectiveness of Funding	%	99.22	99.82	99.80

BUDGET ALLOCATION OF SOCIAL AND ENVIRONMENTAL RESPONSIBILITY PROGRAM

Based on the provisions of the Ministry of SOEs, the budget allocation for the TJSL Program is part of the budget calculated as the Company's costs or setting aside a portion of the Company's net profit in the previous fiscal year. The total TJSL budget decreased from **Rp355 billion** in 2022 to **Rp293.5 billion** in 2023. This decrease is due to the budget allocation for the MSE Funding Program through cooperation with BRI being smaller than the budget for independent distribution in the previous year.

Budget Allocation for Telkom's Social and Environmental Responsibility Program

No.	Program Type	Changes	2023	2022	2021
		%		Rp billion	
1.	MSE Funding Program	-31.5%	157.5	230	220
2.	Social and Environmental Responsibility Program	8.8%	136	125	125
Total Number		-17.32%	293.5	355	345

FINANCIAL STATEMENT

STATEMENT OF FINANCIAL POSITION (Rp)	
ASSETS	
Current Assets	
Cash and Cash Equivalents	172,397,845,349
Loans to Fostered Partners after deducting allowance for impairment losses amounting to Rp65,467,649,369	125,662,508,521
Total current assets	298,060,353,870
Non current assets	
Distribution of loans to SOEs/Distributing Institutions	20,000,000,000
Troubled loans after deducting allowance for impairment of Rp305,394,729,086	-
Total non current assets	20,000,000,000
TOTAL ASSETS	318,060,353,870
LIABILITIES AND NET ASSETS	
LIABILITIES	
Current Liabilities	
Payables and other current liabilities	391,498,832
Overpayment of Installments	236,965,753
TOTAL LIABILITIES	628,464,585
NET ASSETS	
Without restrictions from resource provider	317,431,889,285
With restrictions from resource provider	-
TOTAL NET ASSETS	317,431,889,285
TOTAL LIABILITIES DAN NET ASSETS	318,060,353,870

STATEMENT OF COMPREHENSIVE INCOME (Rp)	
WITHOUT RESTRICTIONS FROM RESOURCE PROVIDER	
REVENUES	
Loan Administration Service Income	8,264,381,189
Interest Income	1,471,296,836
Other Income	8,053,620
TOTAL REVENUES	9,743,731,645

**CORPORATE SOCIAL
RESPONSIBILITY AND ENVIRONMENT**

INCOME (EXPENSES)	
Recovery/(Allowance) for Impairment of Loan	4,019,102,201
Other Income/(Expenses)	(346,206,901)
TOTAL INCOME/(EXPENSES)	3,672,895,300
SURPLUS	13,416,626,945
WITH RESTRICTIONS FROM RESOURCE PROVIDER	-
OTHER COMPREHENSIVE INCOME	-
TOTAL COMPREHENSIVE INCOME	13,416,626,945

STATEMENT OF CHANGES IN NET ASSETS (Rp)	
NET ASSETS	
WITHOUT RESTRICTIONS FROM RESOURCE PROVIDER	
Beginning balance	304,015,262,340
Surplus	13,416,626,945
Ending balance	317,431,889,285
Other comprehensive income	-
Total	317,431,889,285
WITH RESTRICTIONS FROM RESOURCE PROVIDER	-
TOTAL NET ASSETS	317,431,889,285

STATEMENT OF CASH FLOWS (Rp)	
OPERATING ACTIVITIES	
Loan repayments from Foster Partners	171,333,881,031
Payment Loan	(2,700,000)
Acceptance of Loan Administration Services	8,045,335,305
Interest Income	1,471,296,836
Distribution of Loan Funds to Fostered Partners	-
Distribution of SOEs Collaboration Loans	(20,000,000,000)
Return of Excess Installments to Fostered Partners	(49,387,428)
NET CASH FLOWS RECEIVED TO OPERATING ACTIVITIES	160,798,425,744
INCREASE IN CASH AND CASH EQUIVALENTS	160,798,425,744
CASH AND CASH EQUIVALENTS AT BEGINNING OF YEAR	11,599,419,605
CASH AND CASH EQUIVALENTS AT END OF YEAR	172,397,845,349

DIGITALIZATION OF MSE MANAGEMENT

Starting 2021, Telkom implemented digitalization of integrated MSE Funding Program management through the UKM Access application, making it easier for MSEs to access all MSE services provided by Telkom and the loan application process for MSEs became easier and faster. Apart from that, digital management also makes it easier for Telkom to monitor loan repayments.

Furthermore, in 2022, Telkom has re-engineered the UKM Access application by dividing the application specifically for TJSL Managers through New Smart Survey and specifically for Foster Partners through UKM Access Reborn. Telkom also migrated the CDC Dashboard from the Extract Transform Load (ETL) mechanism to become a machine to machine mechanism through the Application Programming Interface (API) which is integrated with SIMPKBL in real time. In addition, Telkom CDC developed the Satu Data UKM platform to create a comprehensive profile of Telkom-assisted MSEs based on personal data profiles and business data, which is expected to help Company determine and offer the right TelkomGroup products for MSEs.

CSR ACTIVITIES SUCCESS PARAMETERS

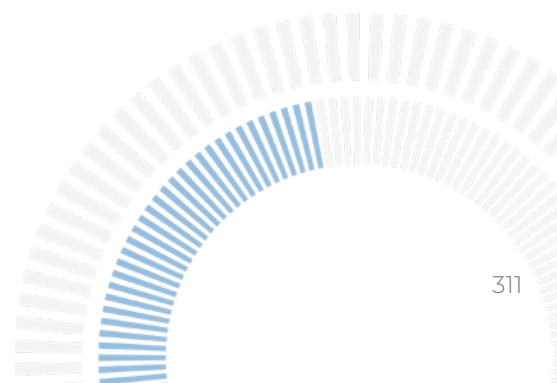
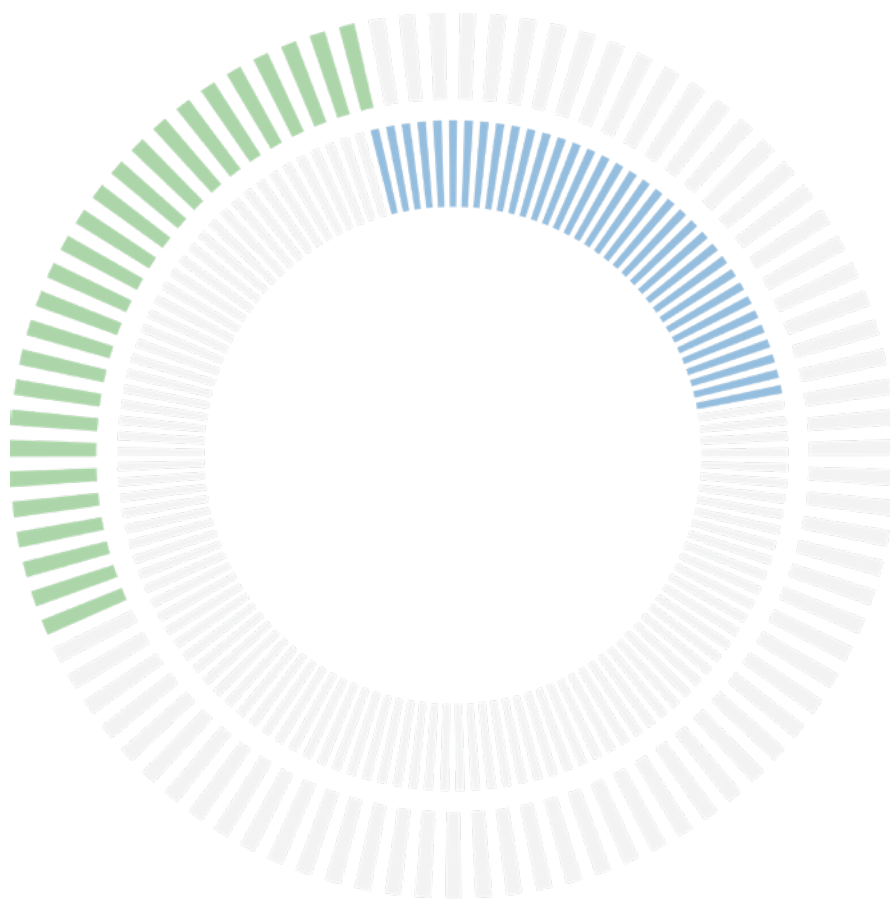
The success of Telkom's TJSL Program activities is measured using the Community Satisfaction Index (IKM), Net Promoter Score (NPS), and Social Return on Investment (SROI) methods. Telkom's CSR (TJSL) Index measurement in 2023 will reach 83.84%, which shows that Telkom's CSR activities are in the good category or strong level and have a positive influence on the Company's image. This is due to an increase in the perception of assisted MSEs/beneficiaries and the surrounding community regarding Telkom's CSR program, especially in the Corporate Governance & Economic Responsibility.

Then, the Net Promoter Score (NPS) is used to measure the success of social responsibility towards society and identify the level of community motivation to promote Telkom products and services. The NPS measurement results in 2023 reached 56, showing a positive value from the public's perspective in recommending Telkom products.

Meanwhile, Social Return on Investment (SROI) is used to measure the beneficial impact of the TJSL Program. In 2023, measurements were carried out on 4 priority programs in the fields of Environment, Education and MSE Development with an average value **2.01** from the target of > 1.5. This shows that every rupiah invested in the TJSL Program provides a return in the form of a social beneficial impact of more than 1 Rupiah.

AWARDS OF TJSL PROGRAM 2023

Events	Awards	Providing Agencies/ Intitutions
Penghargaan Transparansi dan Penurunan Emisi Korporasi 2023	<ul style="list-style-type: none"> Transparency in Corporate Emission Reduction in Green Category Transparency in Corporate Emission Calculations in Gold Category 	Bumi Global Karbon Foundation (BGK Foundation) in collaboration with B-Universe Investor Magazine
Indonesia Best Workplace for Women Award 2023	Best Workplaces for Women 2023 in Providing Women Employee Welfare Facilities, Category Telecommunications, and Internet Provider	HerStory.co.id
Asia-Pacific Climate Leaders Award 2023	Asia-Pacific Climate Leaders Award 2023 in Action Category for the Internet Service Provider Sector	Financial Times & Statista
HR Excellent Awards 2023	<ul style="list-style-type: none"> CSR Category – Silver Awards Employee Volunteerism Category – Gold Awards 	Human Resource Online Singapore
The International CSR Excellent Awards	Best CSR Excellence Concept	The Green Organization UK
International Business Awards	Gold Winner in the Education Sector Category	The Asia-Pacific Stevie Awards
BUMN Corporate Communication and Sustainability Summit (BCOMSS)	CID Education Category as Gold Winner	Ministry of SOE
Padmamitra Award	Gold Winner in Educational Empowerment Category	CSR Indonesia Forum
Bisnis Indonesia Corporate Social Responsibility Award (BISRA) 2023	Gold in the Economic Pillar Category	Bisnis Indonesia Group
CSR IDX Channel Award	Best Program in Environmental Development Initiatives Category	IDX Channel
B-Universe Award	Best Program in Economic SCR Initiatives Category	B-Universe
Katadata Green Initiative Awards 2023	Katadata Green Initiative Awards 2023 Transportation/Technology Sector	Katadata Insight Center





Telkom 
Indonesia

the world in your hand

07.

Appendices



APPENDIX 1: GLOSSARY

Glossary	Description
2G	The abbreviation for second-generation: relating to or using a technology that gave mobile phone users improved features and allowed people to send text messages (SMS).
3G	The generic term for third generation mobile telecommunications technology. 3G offers high speed connections to cellular phones and other mobile devices, enabling video conference and other applications requiring broadband connectivity to the internet.
4G/LTE	A fourth generation super fast internet network technology based on IP that makes the process of data transfer much faster and more stable.
5G	A fifth generation of cellular mobile communications which targets high data rate, reduced latency, energy saving, cost reduction, higher system capacity and massive device connectivity.
ADS	American Depository Share (also known as an American Depository Receipt, or an "ADR"), a certificate traded on a U.S. securities market (such as the New York Stock Exchange) representing a number of foreign shares. Each of our ADS represents 100 shares of common stock.
AKHLAK	Defined as Amanah (trustworthy), Kompeten (competent), Harmonis (harmonious), Loyal (loyal), Adaptif (adaptive), and Kolaboratif (collaborative) values that underlie the behavior of SOE personnel.
Application Development Platform	Defined as an application creation platform which refers to a set of technologies that can assist companies in designing, developing, and implementing these applications.
ARPU	Average Revenue per Unit, a measure used primarily by telecommunications and networking companies which states how much revenue is generated by the user on average. It is defined as the total revenue from specified services divided by the number of users of such services.
Artificial Intelligent	Defined as computer program developed by human on a system so that they can think like human and can complete certain task by processing and recognizing data pattern.
B2B (Business-to-Business)	The sale of products or services provided by one business and intended for another business, not to consumers.
B2C (Business-to-Customer)	A business that provides services or sales of goods or services to individual or group of consumers directly.
Backbone	The main telecommunications network consisting of transmission and switching facilities connecting several network access nodes. The transmission links between nodes and switching facilities include microwave, submarine cable, satellite, fiber optic and other transmission technology.
Balanced Scorecard	One of the tools used by managers to measure the performance of a business seen from four perspectives. The four perspectives consist of a financial perspective, a customer perspective, an internal business process perspective, and a growth and learning perspective.
Bandwidth	The capacity of a communication link.
Bapepam-LK	<i>Badan Pengawas Pasar Modal dan Lembaga Keuangan</i> , or the Indonesian Capital Market and Financial Institution Supervisory Agency, the predecessor to the OJK.
Big Data Platform	Defined as a large, varied, and dynamic data processing platform.
Broadband	A signaling method that includes or handles a relatively wide range (or band) of frequencies.
BTS	Base Transceiver Station, equipment that transmits and receives radio telephony signals to and from other telecommunication systems.

Glossary	Description
CFU	Customer Facing Unit, similar to a strategic business unit, which is an organizational unit that interacts with certain customer segments, with responsibility for profit and loss respectively, and is responsible for restructuring subsidiaries and business portfolios that are relevant to certain business segments that being its responsibility.
Cloud Computing	The practice of using a network of remote servers hosted on the internet to store, manage, and process data, rather than a local server or a personal computer.
Cloud Hybrid	The storage infrastructure that uses a combination of on-premises storage resources with a public cloud storage provider.
Co-Location	Telecommunication infrastructure leasing service that owned existing sites after the first customer or Anchor Tenant, which offers the space in telecommunication infrastructure to install their equipments.
Common Stock	Our Series B shares having a par value of Rp50 per share.
CPE	Customer Premises Equipment, any handset, receiver, set-top box or other equipment used by the consumer of wireless, fixed line or broadband services, which is the property of the network operator and located on the customer's premises.
Cyber Attack	A cyber attack is deliberate of the exploitation of computer systems, technology-dependent enterprises, and networks. Cyber attacks use malicious code to alter computer code, logic or data, resulting in disruptive consequences that can compromise data and lead to cybercrimes, such as information and identity theft.
Cyber Security	An effort to protect information from cyber attacks. Cyber attacks in information operations are any kind of deliberate action to disrupt the confidentiality, integrity, and availability of information.
Data Center	The facility composed of networked computers, storage systems and computing infrastructure that organizations use to assemble, process, store and disseminate large amounts of data.
Data Management Platform	Defined as a platform that manages data, such as collecting, organizing, and activating data from various online and offline sources, for the purposes of advertising and personalization initiatives.
Deep-Link	The use of a hyperlink that links to a specific, generally searchable or indexed, piece of web content on a website, rather than the website's home page.
Digitization	Process of converting non-digital information to digital. If a company uses this digital information to increase business, generate revenue, or simplify some business processes, it is called digitization. The result of the digitization and digitization process is called digital transformation.
e-Commerce	Electronic commerce, the buying and selling of products or services over electronic systems such as the internet and other computer networks.
e-Procurement	Electronic procurement, the process of procuring goods and services carried out online.
Earth Station	Antennas and related equipment used to receive or transmit telecommunication signals via satellites.
EBITDA	Operating profit before interest, taxes, depreciation, and amortization. Adjusted EBITDA and Other related ratios contained in this Annual Report are indicators in addition to the company's performance and liquidity, which are financial measures not regulated in SAK.
Edutainment	Education and entertainment.

APPENDICES

Glossary	Description
Face Recognition	The technology capable of matching a human face from a digital image or a video frame against a database of faces, which is typically employed to authenticate users through ID verification services, and works by pinpointing and measuring facial features from a given image.
Fiber Optic	Cables using optical fiber and laser technology through which modulating light beams representing data are transmitted through thin filaments of glass.
Fixed Line	Fixed wireline and fixed wireless.
Fixed Wireline	A fixed wire or cable path linking a subscriber at a fixed location to a local exchange, usually with an individual phone number.
Gateway	A peripheral that bridges a packet-based network (IP) and a circuit-based network (PSTN).
Gbps	Gigabit per second, the average number of bits, characters, or blocks per unit time passing between equipment in a data transmission system. This is typically measured in multiples of the unit bit per second.
GHz	Gigahertz, The hertz (symbol Hz), is the international standard unit of frequency defined as the number of cycles per second of a periodic phenomenon.
GSM	General Meeting of Shareholders, which may be an Annual General Meeting of Shareholders ("AGMS") or an Extraordinary General Meeting of Shareholders ("EGMS").
GraPARI	Telkomsel service network.
Graphical Processing Unit (GPU) Farming	Defined as a graphics processing usage allocation system.
GSM	Global System for Mobile Telecommunication which is the European standard for digital cellular telephones.
High Throughput Satellite	Communication satellite that provides more throughput than conventional communication satellites (Fixed Satellite Service or FSS), which refers to a significant increase in capacity when using the same amount of orbital spectrum from 2 to more than 100 times as much capacity as the classic FSS.
Hyperscale Data Center	Data center that can accommodate 5,000 or more servers and has an area of more than 10,000 square feet (over 900 square meters).
Homes Passed	A connection with access to fixed-line voice, IPTV and broadband services.
In-memory database	Defined as database processing performed on memory storage media.
Insider Trading	The trading of a public company's stock or other securities (such as bonds or stock options) by individuals with access to nonpublic information about the company. In various countries, some kinds of trading based on insider information is illegal.
Interconnection	The physical linking of a carrier's network with equipment or facilities not belonging to that network.
Internet of Things	Computing concept that describes the idea of everyday physical objects being connected to the internet and being able to identify themselves to other devices and send and receive data.
Intranet	A computer network based on TCP / IP protocols such as the internet, however the usage is restricted or closed and only certain people or users can log on and use the intranet network.
IP	Internet Protocol, the method or protocol by which data is sent from one computer to another on the internet.
IPO	Initial Public Offering, the first sale of stock by a Company to the public.

Glossary	Description
IP Transit	The large-scale interconnection service to the global internet with reliable performance, bundled with extensive features, Block IP with BGP routing, and Autonomous System (AS) owned by clients.
IPTV	Internet Protocol Television, a system through which television services are delivered using the Internet Protocol suite over a packet-switched network such as the internet, instead of being delivered through traditional terrestrial, satellite signal, and cable television formats.
ISP	Internet Service Provider, an organization that provides access to the internet.
Latency	Delay in network communications that indicating the time it takes for data to transfer across the network.
Leased Line	A dedicated telecommunications transmissions line linking one fixed point to another, rented from an operator for exclusive use.
Mbps	Megabit per second, a measure of speed for digital signal transmission expressed in millions of bits per second.
Metro Ethernet	Bridge or relationship between locations that are apart geographically. This network connects LAN customers at several different locations.
MHz	Megahertz, a unit of measure of frequency equal to one million cycles per second.
Mobile Broadband	The marketing term for wireless internet access through a portable modem, mobile phone, USB Wireless Modem or other mobile devices.
Multimedia Data Extraction	Defined as advances in web analytics, news, social media crawlers (such as text, sound, and images) that are integrated with analytics engines.
Network Access Point	A public network exchange facility where ISPs connected in peering arrangements.
OJK	<i>Otoritas Jasa Keuangan</i> , or the Financial Services Authority, the successor of Bapepam-LK, is an independent institution with the authority to regulate and supervise financial services activities in the banking sector, capital market sector as well as a non-bank financial industry sector.
OTT	Over The Top, a generic term commonly used to refer to the delivery of audio, video, and other media over the internet without the involvement of a multiple-system operator in the control or distribution of the content.
PoP	Point of Presence. An access point, location or facility that connects to and helps other devices establish a connection with the Internet, which may consist of a router, switches, servers and other data communication devices. We operate two points of presence, namely main and primary points of presence. The "main point of presence" is the main transportation network that contains traffic aggregates within a country. The "primary point of presence" is a collection of major regional transportation networks that have the ability to create a service.
Postpaid	A type of communication service where customers can use telecommunications services first and then pay for them.
Prepaid	A type of communication service where the customer makes an advance payment in order to use telecommunications services.
PSA 62	Audit Standard Statement No. 62 (PSA 62) is a statement issued by the Indonesian Accounting Association which states that in conducting audits of financial statements of government entities or other recipients of government financial assistance which conducts stock offers through the capital market, auditors must comply with the provisions of the Capital Market Law.
PSTN	Public Switched Telephone Network, a telephone network operated and maintained by Telkom.

APPENDICES

Glossary	Description
Pulse	The unit in the calculation of telephone charges.
Reverse Stock	The compression of shares to become a smaller amount of shares using higher value per share.
RMJ	Regional Metro Junction, an inter-city cable network installation service in one regional (region/province).
Satellite Transponder	Radio relay equipment embedded in a satellite that receives signals from earth and amplifies and transmits the signal back to the earth.
Security Insight Platform	Defined as a platform for creating insights about cyber security.
Self Assessment	Guidelines are used as a form of accountability for assessing the Board of Commissioners collegial performance.
SIM cards	Subscriber Identity Module card is a stamp-sized smart card placed on a mobile phone that holds the key to the telecommunication service.
SKKL	<i>Sistem Komunikasi Kabel Laut</i> /Submarine Communications Cable System, a cable laid on the sea bed between land-based stations to carry telecommunication signals across stretches of ocean.
SKSO	<i>Sistem Komunikasi Serat Optik</i> /Optical Fiber Communication System is a system that transmits information or data from one point to another through optical fiber.
SMS	Short Messaging Service, a technology allowing the exchange of text messages between mobile phones and between fixed wireless phones.
SOA	Sarbanes-Oxley Act, effective from July 30, 2002, also known as the Public Company Accounting Reform and Investor Protection Act and Corporate and Auditing Accountability and Responsibility Act.
SOE/BUMN	State-Owned Enterprise/ <i>Badan Usaha Milik Negara</i> is a government-owned company, state-owned company, state-owned entity, state-owned company, public-owned company, or parastatal which is a legal entity formed by the Government to conduct commercial activities on behalf of the Government as the owner.
SOX Section 404	SOX Section 404 (Sarbanes-Oxley Act Section 404) mandates that all Public companies must establish internal controls and procedures for financial reporting and document, test, and maintain such controls and procedures to ensure effectiveness.

Glossary	Description
Stock Split	Splitting the number of shares to increase the shares volume using a lower value per share.
Switching	A mechanical, electrical or electronic device that opens or closes circuits, completes or breaks an electrical path, or selects paths or circuits, used to route traffic in a telecommunications network.
TPE	A normalized way to refer to transponder bandwidth which simply means how many transponders would be used if the same total bandwidths used only 36 Mt transponder (1 TPE = 36 MHz).
Treasury Stock	Stock/share which bought back/repurchased by the issuing company.
USO	Universal Service Obligation, the service obligation imposed by the Government on all telecommunications services providers for the purpose of providing public services in Indonesia.
Various standalone and embedded AI capabilities	Defined as various kinds of artificial intelligence (AI) capabilities, both stand-alone and combined with other devices, such as Indonesian Natural Language Processing (NLP), Sentiment Analysis, Text to Speech, Speech to Text, Image Recognition for Objects Detection/Counting/Segmentation, Machine/Deep Learning, Facial Recognition, and Robotics Process Automation (RPA).
VoIP	Voice over Internet Protocol, a means of sending voice information using the IP.
VPN	Virtual Private Network, a secure private network connection, built on top of publicly-accessible infrastructure, such as the internet or the public telephone network. VPN typically employs some combination of encryption, digital certificates, strong user authentication and access control to secure the traffic they carry. VPN provides connectivity to many machines behind a gateway or firewall.
VSAT	Very Small Aperture Terminal, a relatively small antenna, typically 1.5 to 3.0 meters in diameter, placed in the user's premises and used for two-way communications by satellite.
Vulnerability Management Platform	It is a platform for managing cyber security vulnerabilities such as malware, viruses or hacking.
Whistleblower	The term for employees, former employees or workers, members of institutions or organizations who report actions that are considered to violate the regulation to the authorities.

APPENDIX 2: LIST OF ABBREVIATIONS

Keyword	Descriptions
A2P	Application to Person
ACGS	ASEAN Corporate Governance Scorecard
ACHI	AKHLAK Culture Health Index
ACMF	ASEAN Capital Market Forum
ADS	American Depositary Shares
AGMS	Annual General Meeting of Shareholders
AKHLAK	<i>Amanah Kompeten Harmonis Loyal Adaptif Kolaboratif</i>
AO	Application Owner
AP	Administered Prices
API	Application Programming Interface
ARPU	Average Revenue per Unit
ASEAN	Association of Southeast Asian Nations
ASKALSI	<i>Asosiasi Kabel Laut Seluruh Indonesia</i> or Indonesian Submarine Cable Association
ATM	Automated Teller Machine
B2B	Business-to-Business
B2C	Business-to-Consumer
BAKAMLA	<i>Badan Keamanan Laut</i> or Maritime Security Agency
BAM	Business Account Manager
Bapepam-LK	<i>Badan Pengawas Pasar Modal dan Lembaga Keuangan</i> or Financial Institution Supervisory Agency
BBM	<i>Bahan Bakar Minyak</i>
BCM	Business Continuity Management
BCP	Business Continuity Plan
BOC	Board of Commissioners
BOD	Board of Directors
BPJS	<i>Badan Penyelenggara Jaminan Sosial</i> or Social Insurance Administration Organization
BPK	<i>Badan Pemeriksa Keuangan</i>
BPO	Business Process Outsourcing

Keyword	Descriptions
BPS	<i>Badan Pusat Statistik</i> or Central Bureau of Statistics
BSCS	Batam-Singapore Cable System
BTS	Base Transceiver Station
CAGR	Compound Annual Growth Rate
CAPEX	Capital Expenditure
CDC	Community Development Center
CDIO	Chief Digital & Innovation Officer
CDN	Content Delivery Networks
CEO	Chief Executive Officer
CFO	Chief Financial Officer
CFRO	Chief Financial & Risk Officer
CHCO	Chief Human Capital Officer
CITO	Chief Information Technology Officer
COCA	Calendar of Culture Action
CONS	Consumer Service
COSO	Committee of Sponsoring Organizations of the Treadway Commission
COVID-19	Corona Virus Disease 19
CPaaS	Communication Platform as a Service
CPE	Customer Premises Equipment
CSLS	Customer Satisfaction and Loyalty Survey
CRM	Customer Relationship Management
CSA	Control Self Assessment
CSR	Corporate Social Responsibility
CSS	Corporate Strategic Scenario
DB	Digital Business
DC Co	Data Center Co
DRP	Disaster Recovery Plan
DSL	Digital Subscriber Line
DTH	Direct to Home
EBIS	Enterprise & Business Service
Edutainment	Education and Entertainment
EGM	Executive General Manager

Keyword	Descriptions
ERM	Enterprise Risk Management
ESG	Environmental, Social, and Governance
ESOP	Employee Stock Ownership Program
ETL	Extract Transform Load
EWR	Early Warning Report
EY	Ernst & Young
FHCI	Forum Human Capital Indonesia
FMC	Fixed & Mobile Convergence
FRAMES	Fraud Management System
FRM	Finance & Risk Management
Gbps	Gigabit per second
GCG	Good Corporate Governance
GCT	Group Corporate Transformation
GDP	Gross Domestic Product
GHz	Gigahertz
GMS	General Meeting of Shareholders
GRI	Global Reporting Initiative
GRO	Government Relationship Officer
GSD	<i>Graha Sarana Duta</i>
GSM	Global System for Mobile Communication
HAKORDIA	<i>Hari Anti Korupsi Dunia</i> or World Anti-Corruption Day
HAM	<i>Hak Asasi Manusia</i> or Human Rights
HCM	Human Capital Management
HD	High Definition
HR	Human Resource
HSDC	HyperScale Data Center
HTS	High Throughput Satellite
IA	Internal Audit
IAI	<i>Ikatan Akuntan Indonesia</i>
IAS	International Accounting Standards
ICOFR	Internal Control over Financial Reporting
ICT	Information and Communications Technology

Keyword	Descriptions
IDN	Indonesia Digital Network
IDX/BEI	Indonesia Stock Exchange/ <i>Bursa Efek Indonesia</i>
IFAS	Indonesian Financial Accounting Standard
IFRS	International Financial Reporting Standard
IGG	Indonesia Global Gateway
IHSG	<i>Indeks Harga Saham Gabungan</i> or Composite Stock Price Index
IIA	Institute of Internal Auditor
IICD	Indonesia Institute for Corporate Directorship
IKM	<i>Indeks Kepuasan Masyarakat</i> or Community Satisfaction Index
IMF	International Monetary Fund
IMS	Integrated Management System
IOH	Indosat Ooredoo Hutchison
IoT	Internet of Things
IPLC	International Data Center or International Connectivity
IPO	Initial Public Offering
IPR	Intellectual Property Rights
ISAK	<i>Interpretasi Standar Akuntansi Keuangan</i> or Interpretation of Statements of Financial Accounting Standards
ISO	International Organization for Standardization
ISP	Internet Service Provider
IT	Information Technology
ITDRI	Indonesia Telecommunication and Digital Research Institute
JaKaLaDeMa	Jawa Kalimantan Sulawesi Denpasar Mataram
Jo.	Juncto
KAP	<i>Kantor Akuntan Publik</i> or Public Accountant Firm
KEKD	<i>Komite Etika dan Kepatuhan & Disiplin</i>

APPENDICES

Keyword	Descriptions
KEMPR	<i>Komite Evaluasi dan Monitoring Perencanaan dan Risiko</i> or Committee for Planning and Risk Evaluation and Monitoring
KEU	<i>Keuangan</i> or Finance
KIPAS	<i>Komunitas Provokasi Aktivasi</i> or Community Cultural Activation Provocation
KNKG	<i>Komite Nasional Kebijakan</i> Governance or Governance Policy National Committee
KNR	<i>Komite Nominasi dan Remunerasi</i> or Committee for Nomination and Remuneration
KPI	Key Performance Indicator
KPK	<i>Komisi Pemberantasan Korupsi</i> or Corruption Eradication Commission
KPPU	<i>Komisi Pengawasan Persaingan Usaha</i> or Commission for the Supervision of Business Competition
KTI	<i>Kawasan Timur Indonesia</i> or Eastern Indonesia
kWh	KiloWatt Hour
LED	Light Emitting Diode
LSE	London Stock Exchange
LTE	Long Term Evolution
LTI	Long Term Incentive
M&A	Merger & Acquisition
MDI	<i>Metra Digital Investama</i>
MDM	<i>Metra Digital Media</i>
MNO	Mobile Network Operator
MSOP	Management Stock Ownership Program
MSE	Micro and Small Enterprise
MTN	Medium-Term Notes
MTTI	Mean Time to Install
MTTR	Mean Time to Repair
MVNO	Mobile Virtual Network Operator

Keyword	Descriptions
NAP	Network Access Point
NIB	<i>Nomor Induk Berusaha</i>
NITS	Network & IT Solution
NPS	Net Promoter Score
NPWP	<i>Nomor Pokok Wajib Pajak</i> or Tax Identification Number
NSP	<i>Nada Sambung Pribadi</i>
NYSE	New York Stock Exchange
OECD	Organization for Economic Co-operation and Development
OJK	<i>Otoritas Jasa Keuangan</i> or Financial Services Authority
OLO	Other Licensed Operator
OTT	Over the Top
PaDi	<i>Pasar Digital</i>
PAYU	Pay As You Use
PEFINDO	PT Pemeringkat Efek Indonesia
PKBL	<i>Program Kemitraan dan Bina Lingkungan</i> or Partnership and Community Development Program
PN	<i>Perusahaan Negara</i> or State Company
POJK	<i>Peraturan Otoritas Jasa Keuangan</i> or Regulation of Indonesia Financial Services Authority
PoP	Point of Presence
POTS	Plain Old Telephone Service
PPID	<i>Pejabat Pengelola Informasi dan Dokumentasi</i> or Information Management and Documentation Officer
PPKM	<i>Pemberlakuan Pembatasan Kegiatan Masyarakat</i>
PPMP	<i>Program Pensiun Manfaat Pasti</i>
PSAK	<i>Pernyataan Standar Akuntansi Keuangan</i> or Statements of Financial Accounting Standards
PSTN	Public Switched Telephone Network

Keyword	Descriptions
QMS	Quality Management System
QoS	Quality of Service
RJPP	<i>Rencana Jangka Panjang Perseroan</i> or Company's Long Term Plan
RKAP	<i>Rencana Kerja Anggaran dan Pendapatan</i> or Budgeting and Revenue Work Plan
ROA	Return on Asset
ROE	Return on Equity
RPT	Related Party Transaction
SaaS	Software as a Service
SAK	<i>Standar Akuntansi Keuangan</i> or Financial Accounting Standard
SASB	Sustainability Accounting Standards Board
SDG	Sustainable Development Goals
SD-WAN	Software Defined-Wide Area Network
SEA-ME-WE 5	Southeast Asia-Middle East -Western Europe 5
SEA-ME-WE 6	Southeast Asia-Middle East -Western Europe 6
SEA-US	Southeast Asia-United States
SEC	Securities and Exchange Commission
SEM	Structural Equation Modeling
SEOJK	<i>Surat Edaran Otoritas Jasa Keuangan</i> or Circular Letter of Indonesia Financial Service Authority
SFH	School from Home
SGM	Senior General Manager
SIUP	<i>Surat Izin Usaha Perdagangan</i> or Business Permit
SKKL	<i>Sistem Komunikasi Kabel Laut</i> or Submarine Communications Cable System
SKSO	<i>Sistem Komunikasi Serat Optik</i> or Fiber Optic Communication System
SLI	<i>Sambungan Langsung Internasional</i> or International Direct Dialing

Keyword	Descriptions
SMAP	<i>Sistem Manajemen Anti Penyuapan</i> or Anti-Bribery Management System
SMB	Small Medium Business
SME	Small and Medium Enterprise
SMK	<i>Sekolah Menengah Kejuruan</i> or Vocational School
SMK3/OHSAS	<i>Sistem Manajemen Keselamatan dan Kesehatan Kerja</i> or Occupational Health and Safety Assessment System
SOX	Sarbanes Oxley Act
SP	Strategic Portfolio
SPI	<i>Sistem Pengendalian Internal</i> or Internal Control System
SROI	Social Return on Investment
SSO	Shared Service Operation
TAM	Tele Account Management
THR	<i>Tunjangan Hari Raya</i> or Religious Holiday Allowance
TIOC	Telkom Integrated Operation Center
TKDN	<i>Tingkat Komponen dalam Negeri</i>
TLK	Telkom Ticker in New York Stock Exchange
TLKM	Telkom Ticker in Bursa Efek Indonesia
USO	Universal Service Obligation
VAR	Value Added Reseller
VF	Volatile Food
VOD	Video on Demand
VOD	Voice over Data
VoIP	Voice over Internet Protocol
VP	Vice President
VPN	Virtual Private Network
WBS	Whistleblowing System
WEO	World Economic Outlook
WIB	Wholesale and International Business
WINS	Wholesale and International Service
WPO	Whistleblower Protection Officer

APPENDIX 3: CROSS REFERENCE TO THE CIRCULAR LETTER BY THE FINANCIAL SERVICES AUTHORITY NO. 16/SEOJK.04/2021

No.	CRITERIA	EXPLANATION	PAGES
I	FORM OF ANNUAL REPORT		
1.	Annual Report is presented in the form of printed documents and electronic copies of documents.		
2.	Annual Report presented as printed document should be printed on light-colored, good quality, A4 sized paper, bound and possible to be reproduced in good quality.		
3.	Annual Report can present information in the form of pictures, graphs, tables, and/or diagrams by including clear titles and/or descriptions, thus they are easy to read and understand.		
4.	Annual Report presented in the form of a copy of an electronic document is the Annual Report converted in PDF format.		
II	CONTENT OF ANNUAL REPORT		
1.	Annual Report should at least contain information about:	1) key financial data highlight; 2) stock information (if any); 3) Board of Commissioners' report; 4) Directors' report; 5) Issuer or Public Company's profile; 6) management discussion and analysis; 7) Issuer or Public Company's governance; 8) Issuer or Public Company social and environmental responsibility; 9) audited annual financial report; and 10) statement of Directors and board of Commissioners on the responsibility for the Annual Report.	16-19 20-22 26-33 34-41 6-9 96-161 162-288 290-310 367 42-43
2.	Description of The Contents of Annual Report		
a.	Key Financial Data Highlight	Highlights of Key Financial Data presents information in comparative form over a period of 3 (three) financial years or since the commencement of business if the Issuer or Public Company has been running for less than 3 (three) years, and should at least contain: 1) revenue; 2) gross profit; 3) profit (loss); 4) profit (loss) attributable to parent and non-controlling interests; 5) comprehensive profit (loss); 6) comprehensive profit (loss) attributable to parent and non-controlling interests; 7) net profit (loss) per share;	16-19

No.	CRITERIA	EXPLANATION	PAGES
		8) total assets; 9) total liabilities; 10) total equity; 11) profit (loss) to total asset ratio; 12) profit (loss) to equity ratio; 13) profit (loss) to revenue ratio; 14) current ratio; 15) liabilities to equity ratio; 16) liabilities to total asset ratio; and 17) other financial information and ratios relevant to Issuer or Public Company and their industry type.	
b.	Stock Information	Information of stock for Public Company shall at least contains: 1) stock issued for three months period (if any) presented in comparative form in the last 2 (two) financial years at least contain: a) outstanding stock; b) market capitalization by the price in the Stock Exchange where the stock is listed; c) highest, lowest, and closing stock price by the price in the Stock Exchange where the stock is listed; and d) traded volume in the Stock Exchange where the stock is listed; e) stock prices before and after corporate actions;	20-22
		2) in the event of corporate actions such as stock split, reverse stock, stock dividend, stock bonus, and par value decrease, stock price information referred to in point 1) should then include explanation concerning at least: a) date of corporate actions; b) ratio of stock split, reverse stock, stock dividend, stock bonus, and the changes of par value; c) amount of outstanding stock before and after corporate actions; and d) number of conversion effects executed (if any); and e) stock price before and after corporate actions;	22
		3) in the event that the company's stock trade is suspended and/or delisted during the year reported, Issuer or Public Company should explain the reason for such suspension and/or delisting; and	No suspension/delisting
		4) in the event that the suspension as referred to in number 3) and/or the process of delisting is still ongoing until the final period of the Annual Report, the Issuer or Public Company should explain the actions taken to resolve the matter.	No suspension/delisting

APPENDICES

No.	CRITERIA	EXPLANATION	PAGES
c.	Board of Directors' Report	<p>Board of Directors' Report shall at least contain:</p> <ol style="list-style-type: none"> 1) brief description about the performance of Issuer or Public Company, that at least include: <ol style="list-style-type: none"> a) strategies and strategic policies of Issuer or Public Company; b) Board of Directors' role in strategy formulation and the strategic policy of the Issuer or Public Company; c) the process carried out by the Board of Directors to ensure the implementation of the Issuer's or Company's strategy Public; d) comparison between the results achieved with those targeted by the Issuer or Public Company; and e) constraints experienced by Issuers or Public Company; 2) description of the Issuer or Public Company's business prospects; and 3) implementation of Issuer or Public Company's governance. 	34-41
d.	Board of Commissioners' Report	<p>Board of Commissioners' Report shall at least contains:</p> <ol style="list-style-type: none"> 1) assessment on the performance of the Directors in managing the Issuer or Public Company, including supervision of the Board of Commissioners in the formulation and implementation of the Issuer's or Public Company's strategy by the Board of Directors; 2) overview on the business prospects of Issuer or Public Company established by the Board of Directors; 3) overview on the implementation of Issuer or Public Company's governance; 	26-33
e.	Profile of Issuer or Public Company	<p>The Issuer or Public Company's Profile at least contains:</p> <ol style="list-style-type: none"> 1) name of Issuer or Public Company, including, if any, changes in names, reasons for such changes, and the effective date of name; 2) access to Issuer or Public Company, including branch or representative offices that enables people to obtain the information of: <ol style="list-style-type: none"> a) address; b) telephone number; c) e-mail address; and d) website address; 3) brief history of the Issuer or Public Company; 4) vision and mission of Issuer or Public Company and corporate culture or company values; 	<p>6</p> <p>6-7</p> <p>50-51</p> <p>46-49</p>

No.	CRITERIA	EXPLANATION	PAGES
	5)	business activities according to the latest articles of association, business activities conducted during the financial year, and as well as types of goods and/or services produced;	52-53
	6)	the operational area of Issuer or Public Company; is an area for the implementation of operational activities or the range of the company's operational activities.	14-15
	7)	organizational structure of Issuer or Public Company in a form of chart, of at least to 1 (one) structural level under Board of Directors including the committees under Board of Directors (if any) and committees under the Board of Commissioners, accompanied by name and position;	54-55
	8)	a list of industry association memberships both on a national and international scale related to the implementation of sustainable finance;	56-57
	9)	profile of the Directors, consisting of at least:	66-70
	a)	name and position that corresponds to the duties and responsibilities;	
	b)	latest photograph;	
	c)	age;	
	d)	nationality;	
	e)	educational background;	
	f)	employment record, consisting of:	
	(1)	legal basis of Board of Directors members appointment for the first time at the related Issuer or Public Company;	
	(2)	double position, either as member of Directors, Commissioners, and/or committee as well as other positions (if any); and	
	(3)	work experience and the time period both inside and outside the Issuer or Public Company;	
	g)	affiliation with other members of the Board of Directors, members of the Board of Commissioners, major shareholders, and controllers either directly or indirectly to individual owners, including the names of affiliated parties. In the event that a member of the Board of Directors has no affiliation, the Issuer or Public Company shall disclose this matter; and	71
	h)	changes in the composition of the members of the Board of Directors and the reasons for the changes. In the event that there is no change in the composition of the members of the Board of Directors, it will be disclosed regarding this matter	72

No.	CRITERIA	EXPLANATION	PAGES
	10)	<p>profile of Board of Commissioners, consisting of:</p> <p>a) name and title;</p> <p>b) latest photograph;</p> <p>c) age;</p> <p>d) nationality;</p> <p>e) educational background and/or certification;</p> <p>f) employment record, consisting of:</p> <p>(1) legal basis for the appointment as a member of the Board of Commissioners</p> <p>(2) legal basis for the first appointment as a member of the Board of Commissioners who is an independent commissioner of the related Issuer or Public Company;</p> <p>(3) double position, either as member of Board of Commissioners, Directors, and/or committee, as well as other positions, both inside and outside the Issuer or Public Company. In the event that a member of the Board of Commissioners does not have double positions, then this is disclosed; and</p> <p>(4) work experience and the time period both inside and outside the Issuer or Public Company;</p> <p>g) affiliation with other members of the Board of Commissioners, major shareholders, and controllers either directly or indirectly to individual owners, including names of affiliated parties; In the event that a member of the Board of Commissioners does not have any affiliation, the Issuer or Public Company shall disclose this matter;</p> <p>h) statement of independence of the independent commissioner in the event that the independent commissioner has served more than 2 (two) terms; and</p> <p>i) changes in the composition of the members of the Board of Commissioners and the reasons for the changes. In the event that there is no change in the composition of the members of the Board of Commissioners, this matter shall be disclosed;</p>	58-62
	11)	in the event of a change in the composition of the Board of Commissioners and/or Directors taking place after the fiscal year until the deadline of Annual Report submission, management composition stated in the Annual Report is then the composition of the Board of Commissioners and/or Directors both the latest and the previous one;	64

No.	CRITERIA	EXPLANATION	PAGES
12)		number of employees by gender, position, age, education level, and employment status (permanent/contracted) in the financial year. Disclosure of information can be presented in tabular form.	74-77
13)		<p>name of shareholders and ownership percentage at the end of financial year, information includes among others:</p> <p>a) shareholders having 5% (five percent) or more shares of Issuer or Public Company;</p> <p>b) member of Directors and Board of Commissioners owning shares of Issuer or Public Company. In the event that all members of the Board of Directors and/or all members of the Board of Commissioners do not own shares, then this matter is disclosed; and</p> <p>c) group of public shareholders each having less than 5% (five percent) share ownership of Issuer or Public Company;</p> <p>The above information can be presented in tabular form.</p>	79-81
14)		the percentage of indirect ownership of the shares of the Issuer or Public Company by members of the Board of Directors and members of the Board of Commissioners at the beginning and end of the financial year, including information on shareholders registered in the shareholder register for the benefit of indirect ownership of members of the Board of Directors and members of the Board of Commissioners; In the event that all members of the Board of Directors and/or all members of the Board of Commissioners do not have indirect ownership of the shares of the Issuer or Public Company, this matter shall be disclosed.	80-81
15)		<p>number of shareholders and ownership percentage at the end of financial year presented in the following classifications:</p> <p>a) local institution ownership;</p> <p>b) foreign institution ownership;</p> <p>c) local individual ownership; and</p> <p>d) foreign individual ownership;</p>	80
16)		information concerning major and controlling shareholder of Issuer or Public Company, both direct and indirect, until the individual owner, presented in the form of scheme or diagram;	79

APPENDICES

No.	CRITERIA	EXPLANATION	PAGES
		17) names of subsidiaries, associated companies, joint ventures in which Issuer or Public Company owns control with the entities, along with the percentage of share ownership, line of business, total asset, and operating status of such companies (if any); For subsidiaries, information of company's address should be added;	82-88
		18) chronology of stock listing, number of stock, par value, and offering price from the beginning of listing up to the end of the financial year and name of Stock Exchange where Issuer or Public Company's stock are listed including stock splits, reverse stock, stock dividends, shares bonuses, and changes in the nominal value of shares, implementation of conversion effects, implementation of capital additions and subtractions (if any);	89-90
		19) information of other securities listing other than the securities referred to in point 18) which have not matured in the financial year at least contain the name of the securities, year of issue, interest rate/yield, maturity date, offering value, and rating of securities (if any);	91-92
		20) information on the use of public accounting services (AP) and public accounting firms (KAP) and their networks/associations/allies include: a) name and address; b) assignment period; c) information on audit and/or non-audit services provided; d) audit and/or non-audit fee for each assignment given during the financial year; and e) in the event that AP and KAP and their networks/associations/allies, which are appointed do not provide non-audit services, then the information is disclosed; and Disclosure of information on the use of AP and KAP services and their networks/associations/allies can be presented in tabular form.	95
		21) name and address of capital market supporting institutions and/or professions other than AP and KAP.	95
f.	Management Discussion and Analysis	Annual Report must contain discussion and analysis of Financial Report and other significant information by emphasizing material changes taking place during the year under review. It should at least contain: 1) operational review by business segment in accordance with the industry of Issuer or Public Company, consisting of at least:	96-161
			103-121

No.	CRITERIA	EXPLANATION	PAGES
		<ul style="list-style-type: none"> a) Production, which includes process, capacity and its development; b) Revenue; and c) Profitability; 	
	2)	<p>comprehensive financial performance including a comparison between the financial performance of the last two financial years, explanation on the causes of such changes and their impact, which among others includes:</p> <ul style="list-style-type: none"> a) current assets, non-current assets, and total assets; b) Short-term liabilities, long-term liabilities, and total liabilities; c) equity; d) revenue, expenses and profit (loss), other comprehensive revenue and comprehensive income (loss); and e) cash flow; 	132-146
	3)	capability to pay debts by presenting relevant ratio;	147
	4)	account receivables collectability of Issuer or Public Company receivable by presenting relevant ratio;	151
	5)	capital structure and management's policies on the capital structure, as well as basis of the policy making;	148
	6)	<p>discussion on material commitment for the investment of capital expenditure with explanation concerning:</p> <ul style="list-style-type: none"> a) purpose of such commitment; b) sources of funds expected to fulfill to the commitment; c) currency of denomination; d) steps taken by the Issuer or Public Company to protect the position of related foreign currency against risks; 	150
	7)	<p>discussion on realization of investment of capital expenditure within the last Financial year, that at least contains:</p> <ul style="list-style-type: none"> a) type of capital expenditure investments; b) purpose of capital expenditure investments; c) value of capital expenditure investments issued; 	149
	8)	material information and facts occurring after the date of accountant's report (if any);	152
	9)	business prospects of Issuer or Public Company in relation to the industry, economy in general, and international market, and accompanied with the supporting quantitative data from reliable Data resource;	153-154

No.	CRITERIA	EXPLANATION	PAGES
	10)	comparison between target/projection at the beginning of financial year and the realization, that includes: a) revenue; b) profit (loss); c) capital structure; or d) other information deemed necessary by the Issuer or Public Company;	154
	11)	target/projection of the Issuer or Public Company within 1 (one) year, that includes: a) revenue; b) profit (loss); c) capital structure; d) dividend policy; or e) other information deemed necessary by the Issuer or Public Company;	155
	12)	marketing aspects of the goods and/or services of Issuer or Public Company, including among others marketing strategies and market Share;	122-131
	13)	description of dividend during the past 2 (two) financial years (if any), includes at least: a) dividend policy; including information on the percentage of dividends distributed to net income; b) date of cash dividend payment and/or date of non-cash dividend Distribution; c) amount of dividend per share (cash and/or non-cash); and d) amount of dividend paid per year; Disclosure of information can be presented in tabular form. In the event that the Issuer or Public Company does not distribute dividends in the last 2 (two) years, this matter shall be disclosed.	156
	14)	realization of the use of proceeds from Public Offering is under the Following conditions: a) in the event that during the financial year reported, the Issuer is obliged to submit report on realization of use of proceeds, then Annual Report should disclose accumulated realization of use of Proceeds until the end of the financial year; and b) in the event that there is a change in the use of proceeds as stipulated in Financial Services Authority Regulation on Report on Realization of Use of Proceeds, the Issuer should then explain such change;	157

No.	CRITERIA	EXPLANATION	PAGES
15)		<p>material information (if any) concerning, among others investment, expansion, divestment, merge, acquisition, debt/capital restructuring, affiliated transaction, and transaction with conflict of interests, taking place during the financial year (if any). Information includes:</p> <hr/> <p>a) date, value and object of transaction;</p> <hr/> <p>b) name of transacting parties;</p> <hr/> <p>c) nature of Affiliated relation (if any);</p> <hr/> <p>d) explanation of fairness of transaction; and</p> <hr/> <p>e) compliance with related rules and regulations;</p> <hr/> <p>f) in the event that there is an affiliation relationship, in addition to disclosing the information as referred to in letter a) to letter e), the Issuer or Public Company also discloses information:</p> <hr/> <p>(1) a statement from the Board of Directors that the affiliate transaction has gone through adequate procedures to ensure that the affiliated transaction is carried out in accordance with generally accepted business practices, among others, by complying with the arms-length principle; and</p> <hr/> <p>(2) the role of the Board of Commissioners and the audit committee in carrying out adequate procedures to ensure that affiliated transactions are carried out in accordance with generally accepted business practices, among others, by complying with the arms-length principle;</p> <hr/> <p>g) for affiliated transactions or material transactions which are business activities carried out in order to generate business income and are carried out regularly, repeatedly and/or continuously, an explanation is added that the affiliated transactions or material transactions are business activities carried out in order to generate business income and are carried out regularly, routine, repetitive, and/or continuous; In the case of affiliate transactions or material transactions referred to has been disclosed in the report annual financial, added information regarding disclosure references in reports the annual finances.</p> <hr/> <p>h) for disclosure of affiliated transactions and/or conflict of interest transactions resulting from the implementation of affiliated transactions and/or conflict of interest transactions that have been approved by independent shareholders, additional information regarding the date of the GMS which approved the affiliated transactions and/or conflict of interest transactions is added;</p>	158

No.	CRITERIA	EXPLANATION	PAGES
		<ul style="list-style-type: none"> i) in the event that there are no affiliated transactions and/or conflict of interest transactions, then such matters shall be disclosed; 	
		16) description of changes in regulation which have a significant effect on the Issuer or Public Company and its impacts on the financial report (if any); and	159
		17) changes in the accounting policy, rationale and impacts on the financial statement (if any).	160-161
g.	Governance of Issuer or Public Company	Governance of Issuer or Public Company at least contains brief description of:	
		<ul style="list-style-type: none"> 1) General Meeting of Shareholders (GMS) shall at least contain: <ul style="list-style-type: none"> a) Information regarding the resolutions of the GMS in the financial year and 1 (one) year prior to the financial year includes: <ul style="list-style-type: none"> (1) resolutions of the GMS in the financial year and 1 (one) year before the financial year are realized in the financial year; and (2) resolutions of the GMS for the financial year and 1 (one) year before the financial year that have not been realized and the reasons for not realizing them; b) in the event that the Issuer or Public Company uses an independent party in the conduct of the GMS to calculate the votes, then this matter shall be disclosed; 	172-177
		<ul style="list-style-type: none"> 2) Directors, consisting of among others: <ul style="list-style-type: none"> a) scope of work and responsibility of each member of the Directors; Information regarding the duties and responsibilities of each member of the Board of Directors is described and can be presented in tabular form. b) disclosure that the Directors have Directors' charter; c) policies and implementation regarding the frequency of meetings of the Board of Directors, joint meetings of the Board of Commissioners, and the level of attendance of members of the Board of Directors in such meetings including attendance at the GMS; Information on the level of attendance of members of the Board of Directors at the meeting of the Board of Directors, the meeting of the Board of Directors with the Board of Commissioners, or the GMS can be presented in tabular form. d) training and/or competency improvement of members of the Board of Directors; 	230-246

No.	CRITERIA	EXPLANATION	PAGES
		<p>(1) policies on training and/or improving the competence of members of the Board of Directors, including an orientation program for newly appointed members of the Board of Directors (if any); and</p> <hr/> <p>(2) training and/or competency improvement attended by members of the Board of Directors in the financial year (if any);.</p> <hr/> <p>e) The Board of Directors' assessment of the performance of the committees that support the implementation of the Board of Directors' duties for the financial year shall at least contain:</p> <hr/> <p>(1) performance appraisal procedures; and</p> <hr/> <p>(2) criteria used such as performance achievement during the financial year, competence and attendance in a meeting; and</p> <hr/> <p>f) in the case that the Issuer or Public Company does not have a committee that supports the implementation of tasks the Board of Directors, then it is disclosed regarding this matter.</p>	
		<p>3) Board of Commissioners, consisting of among others:</p> <hr/> <p>a) description of responsibility of the Board of Commissioners;</p> <hr/> <p>b) disclosure that the Board of Commissioners has Board of Commissioners' charter;</p> <hr/> <p>c) policies and implementation of the frequency of meetings of the Board of Commissioners, meetings of the Board of Commissioners with the Board of Directors and the level of attendance of members of the Board of Commissioners in the meeting including attendance at the GMS; Information on the level of attendance of members of the Board of Commissioners at the meeting of the Board of Commissioners, the meeting of the Board of Commissioners with the Board of Directors, or the GMS can be presented in tabular form.</p> <hr/> <p>d) training and/or competency improvement of members of the Board of Commissioners:</p> <hr/> <p>(1) policies on training and/or improving the competence of members of the Board of Commissioners, including orientation programs for newly appointed members of the Board of Commissioners (if any); and</p> <hr/> <p>(2) training and/or competency improvement attended by members of the Board of Commissioners in the financial year (if any);</p>	178-198

No.	CRITERIA	EXPLANATION	PAGES
		<ul style="list-style-type: none"> e) performance appraisal of the Board of Directors and the Board of Commissioners as well as each member of the Board of Directors and the Board of Commissioners, including among others: <ul style="list-style-type: none"> (1) procedure of performance assessment implementation; (2) the criteria used are performance achievements during the financial year, competence and attendance at meetings; and (3) parties conducting the assessment; f) The Board of Commissioners' assessment of the performance of the Committees that support the implementation of the duties of the Board of Commissioners in the financial year includes: <ul style="list-style-type: none"> (1) performance appraisal procedures; and (2) the criteria used are performance achievements during the financial year, competence and attendance at meetings; 	
4)	The nomination and remuneration of the Board of Directors and the Board of Commissioners shall at least contain:	<ul style="list-style-type: none"> a) nomination procedure, including a brief description of the policies and process for nomination of members of the Board of Directors and/or members of the Board of Commissioners; and b) procedures and implementation of remuneration for the Board of Directors and the Board of Commissioners, among others: <ul style="list-style-type: none"> (1) procedures for determining remuneration for the Board of Directors and the Board of Commissioners; (2) the remuneration structure of the Board of Directors and the Board of Commissioners such as salaries, allowances, bonuses and others; and (3) the amount of remuneration for each member of the Board of Directors and member of the Board of Commissioners; Disclosure of information can be presented in tabular form. 	218-220
5)	Syariah supervisory board, for Issuer or Public Company running business under the principles of Syariah as expressed in the Articles of Association, contains at least:		Not relevant

No.	CRITERIA	EXPLANATION	PAGES
		<ul style="list-style-type: none"> a) name; b) the legal basis for the appointment of the syariah supervisory board; c) period of assignment of the syariah supervisory board; d) tasks and responsibilities of syariah supervisory board; and e) frequency and method of advising and supervisory on the compliance of syariah principles in capital market toward the Issuer or Public Company; 	
	6)	<p>Audit Committee, consisting of among others:</p> <ul style="list-style-type: none"> a) name and position in the committee; b) age; c) nationality; d) educational background; e) employment record, consisting of: <ul style="list-style-type: none"> (1) legal basis of appointment as member of committee; (2) double position, either as member of Board of Commissioners, Directors, and/or committee and other positions (if any); and (3) work experience and the time period, both inside and outside the Issuer or Public Company; f) period of service of Audit Committee members; g) disclosure of independence of Audit Committee; h) training and/or competency improvement that have been followed in the financial year (if any); i) disclosure of company policies and the implementation on frequency of Audit Committee meetings and the attendance of Audit Committee members in such meetings; and j) brief description activities carried out by Audit Committee during the financial year based on what is stated in Audit Committee Charter; 	199-208
	7)	<p>Committee or function of nomination and remuneration of Issuers or Public Companies, consisting of among others:</p> <ul style="list-style-type: none"> a) name and position in the committee; b) age; c) nationality; d) educational background; e) employment record, consisting of: 	209-220

No.	CRITERIA	EXPLANATION	PAGES
		<ul style="list-style-type: none"> (1) legal basis of appointment as committee member; 	
		<ul style="list-style-type: none"> (2) double position, either as member of Board of Commissioners, Directors and/or committee and the other positions (if any); and 	
		<ul style="list-style-type: none"> (3) work experience and the time period both inside and outside the Issuer or Public Company; 	
		f) period of service of committee members;	
		g) disclosure of independence of committee;	
		h) training and/or competency improvement that have been followed in the financial year (if any);	
		i) description of duties and responsibilities;	
		j) disclosure that the committee has charter of committee;	
		k) disclosure of company policies and the implementation on frequency of committee meetings and the attendance of committee members in such meetings;	
		l) brief description activities during the financial year;	
		m) in the event that no nomination and remuneration committee is formed, the Issuer or Public Company is sufficient to disclose the information as referred to in letter i) to letter l) and disclose: <ul style="list-style-type: none"> (1) reasons for not forming the committee; and (2) the party carrying out the nomination and remuneration function; 	
	8)	<p>other committees the Issuer or Public Company has in order to support the function and tasks of Directors (if any) and/or committees that support the functions and duties of the Board of Commissioners, consisting of among others:</p> <ul style="list-style-type: none"> a) name and position in the committee; b) age; c) nationality; d) educational background; e) employment record, consisting of: <ul style="list-style-type: none"> (1) legal basis of appointment as committee member; (2) double position, either as member of Board of Commissioners, Directors and/or committee and the other positions (if any); and 	221-229

No.	CRITERIA	EXPLANATION	PAGES
		(3) work experience and the time period both inside and outside the Issuer or Public Company; <hr/> f) period of service of committee members; <hr/> g) disclosure of independence of committee; <hr/> h) training and/or competency improvement that have been followed in the financial year (if any); <hr/> i) description of duties and responsibilities; <hr/> j) disclosure that the committee has charter of committee; <hr/> k) disclosure of company policies and the implementation on frequency of committee meetings and the attendance of committee members in such meetings; and <hr/> l) brief description activities during the financial year;	
	9)	Corporate Secretary, consisting among others: <hr/> a) name; <hr/> b) domicile; <hr/> c) employment record, consisting of: (1) legal basis of appointment as Corporate Secretary; and <hr/> (2) work experience and the time period both inside and outside the Issuer or Public Company; <hr/> d) educational background; <hr/> e) training and/or competency improvement that have been followed in the financial year; and <hr/> f) brief description activities carried out by Corporate Secretary during the financial year;	247-248
	10)	Internal audit unit, consisting among others: <hr/> a) name of internal audit unit's chief; <hr/> b) employment record, consisting of: (1) legal basis of appointment as internal audit unit's chief; and <hr/> (2) work experience and the time period both inside and outside the Issuer or Public Company; <hr/> c) qualification/certification as an internal audit (if any); <hr/> d) training and/or competency improvement that have been followed in the financial year; <hr/> e) structure and position of internal audit unit;	249-253

No.	CRITERIA	EXPLANATION	PAGES
		<ul style="list-style-type: none"> f) description of tasks and responsibilities of internal audit unit; 	
		<ul style="list-style-type: none"> g) disclosure that the unit has charter internal audit unit; and 	
		<ul style="list-style-type: none"> h) brief description of the implementation of the duties of the internal audit unit in the financial year including the policy and implementation of the frequency of meetings with the Board of Directors, Board of Commissioners, and/or audit committee; 	
	11)	description of internal control system implemented by Issuer or Public Company, consisting of at least: <ul style="list-style-type: none"> a) operational and financial control, along with compliance with other prevailing rules and regulations; and b) review on effectiveness of internal control system; c) statement of the Board of Directors and/or Board of Commissioners on the adequacy of the internal control system; 	254-257
	12)	risk management system implemented by Issuer or Public Company, consisting of at least: <ul style="list-style-type: none"> a) general description of risk management system of Issuer or Public Company; b) types of risks and efforts to manage such risks; and c) review on effectiveness of the risk management system of Issuer or Public Company; d) statement of the Board of Directors and/or Board of Commissioners on the adequacy of the internal control system; 	258-275
	13)	legal cases that have a material impact faced by Issuers or Public Companies, subsidiaries, members of the Board of Directors and members of the Board of Commissioners (if any), at least contain: <ul style="list-style-type: none"> a) material of the case/claim; b) status of settlement of case/claim; and c) impacts on the financial condition of the Issuer or Public Company; 	284
	14)	information on administrative sanctions to Issuer or Public Company, members of the Board of Commissioners and Directors, by Financial Service Authority and other authorities during the fiscal year (if any);	284
	15)	information on code of conducts and culture of Issuer or Public Company (if any) consisting of:	286-287

No.	CRITERIA	EXPLANATION	PAGES
		<ul style="list-style-type: none"> a) main points of code of conducts; b) form of socialization of code of conducts and efforts to enforce it; and c) disclosure of that code of conducts is applicable to member of Directors, Board of Commissioners, and employers of Issuer or Public Company; 	
	16)	<p>a brief description of the policy of providing long-term performance-based compensation to management and/or employees owned by the Issuer or Public Company (if any), including the management stock ownership program (MSOP) and/or share ownership program by employees (employee stock ownership program/ESOP);</p> <p>In terms of providing compensation in the form of a management stock ownership program (MSOP) and/or an employee stock ownership program (ESOP), the information disclosed must at least contain:</p> <ul style="list-style-type: none"> a) amount of stock and/or options; b) time period of exercise; c) requirements for eligible employees and/or Management; and d) exercise price; 	283
	17)	<p>brief description of disclosure policy information regarding:</p> <ul style="list-style-type: none"> a) share ownership of members of the Board of Directors and members Board of Commissioners no later than 3 (three) working days after the occurrence of ownership or any change of ownership of the Company's shares Open; and b) implementation of the said policy; 	282
	18)	<p>explanation on Whistleblowing System at the Issuer or Public Company to report misconducts causing potential loss to the company or the stakeholders (if any), consisting of among others:</p> <ul style="list-style-type: none"> a) procedure to submit whistleblowing report; b) protection for whistleblower; c) handling of whistleblowing; d) party managing whistleblowing; and e) results of whistleblowing handling, consisting of at least: <ul style="list-style-type: none"> (1) number of whistleblowing registered and processed in financial year; and (2) follow up of whistleblowing; <p>In the event that the Issuer or Public Company does not have a whistleblowing system, it is disclosed regarding this matter.</p>	276-282

APPENDICES

No.	CRITERIA	EXPLANATION	PAGES
		<p>19) a description of the anti-corruption policy of the Issuer or Public Company, at least containing:</p> <p>a) programs and procedures implemented in overcoming the practice of corruption, kickbacks, fraud, bribery and/or gratuities in Issuers or Public Companies; and</p> <p>b) anti-corruption training/socialization to employees of Issuers or Public Companies;</p> <p>In the event that the Issuer or Public Company does not have an anti-corruption policy, the reasons for not having the said policy are explained.</p> <p>20) implementation of Public Company Governance Guidelines for Issuer that issues Equity Securities or Public Company, consisting of:</p> <p>a) disclosure of implemented recommendations; and/or</p> <p>b) explanation concerning unimplemented recommendation, including reasons for such conditions and alternatives (if any).</p> <p>Disclosure of information can be presented in tabular form.</p>	<p>288</p> <p>164-169</p>
h.	Social and Environmental Responsibility of Issuer or Public Company	<p>1) Information disclosed in the social and environmental responsibility section is a Sustainability Report as referred to in the Financial Services Authority's Regulation No. 51/POJK.03/2017 concerning the Implementation of Sustainable Finance for Financial Services Institutions, Issuers, and Public Companies, containing at least :</p> <p>a) explanation of the sustainability strategy;</p> <p>b) an overview of sustainability aspects (economic, social, and environmental);</p> <p>c) brief profile of the Issuer or Public Company;</p> <p>d) explanation of the Board of Directors;</p> <p>e) sustainability governance;</p> <p>f) sustainability performance;</p> <p>g) written verification from an independent party, if any;</p> <p>h) feedback sheet for readers, if any; and</p> <p>i) the response of the Issuer or Public Company to the previous year's report feedback;</p> <p>2) The Sustainability Report as referred to in number 1), must be prepared in accordance with the Technical Guidelines for the Preparation of a Sustainability Report for Issuers and Public Companies as contained in Appendix II which is an integral part of this Financial Services Authority Circular Letter;</p>	<p>Telkom publish the 2023 Sustainability Report separately</p>

No.	CRITERIA	EXPLANATION	PAGES
3)	Information on the Sustainability Report in number 1) could be:	<p>a) disclosed in other relevant sections outside of the social and environmental responsibility section, such as the Directors' explanation regarding the Sustainability Report disclosed in the section related to the Directors' Report; and/or</p> <p>b) refers to other sections outside the social and environmental responsibility section while still referring to the Technical Guidelines for the Preparation of Sustainability Reports for Issuers and Public Companies as listed in Appendix II which is an integral part of this Financial Services Authority Circular Letter, such as profiles Issuer or Public Company;</p>	Information available on Sustainability Report 2023
4)	The Sustainability Report as referred to in number 1) is an inseparable part of the Annual Report but can be presented separately from the Annual Report;		Telkom publish the 2023 Sustainability Report separately
5)	In the event that the Sustainability Report is presented separately from the Annual Report, the information disclosed in the said Sustainability Report must:	<p>a) contains all the information as referred to in number 1); and</p> <p>b) prepared in accordance with the Technical Guidelines for the Preparation of a Sustainability Report for Issuers and Public Companies as contained in Appendix II which is an integral part of this Circular Letter of Financial Services Authority;</p>	
6)	In the event that the Sustainability Report is presented separately from the Annual Report, then the social and environmental responsibility section contains information that information regarding social and environmental responsibility has been disclosed in the Sustainability Report which is presented separately from the Annual Report; and		292
7)	Submission of the Sustainability Report which is presented separately from the Annual Report must be submitted together with the submission of the Annual Report.		

APPENDICES

No.	CRITERIA	EXPLANATION	PAGES
i.	Audited Financial Statement	The annual financial statements contained in the Annual Report are prepared in accordance with financial accounting standards in Indonesia and have been audited by a public accountant registered with the Financial Services Authority. The said annual financial report contains a statement regarding the accountability for financial statements as regulated in the Financial Services Authority Regulation regarding the Board of Directors' responsibility for financial reports or the laws and regulations in the capital market sector which regulates the periodic reports of securities companies in the event that the Issuer is a securities company.	367
j.	Statement of Members Board of Directors and Board of Commissioners on The Responsibility for the Annual Report	Statement of members of Directors and Board of Commissioners on the responsibility for the Annual Report is composed in accordance to the format of Statement of Members of Directors and Board of Commissioners on the Responsibility for the Annual Report as attached in the Appendix I as an inseparable part of the Circular Letter of FSA.	42-43

This page is intentionally left blank

APPENDIX 4: AFFILIATE TRANSACTIONS LIST

Service Receiver	Telkom	AdMedika	Finnnet	ISH	MDI	GYS	Metranet	Nutech	Pojok Celebes Mandiri	TelkomSat	TelkomInfra	TLT	Mitratel	GSD	Infomedia
	1	2	3	4	5	6	7	8	9	10	11	12	13	14	15
Telkom															
SHL Interest										√	√			√	√
Advertising/Printing Service					√		√								
APP2P Service															
Technical Assistant/ Investigation Survey Service													√		
Call Center / Contact Center Service - Outsourcing															√
Colocation / Maintenance / Supporting Service														√	
CPE Managed Application Service															
Health Service		√													
Jasa I/C SLI 007															
ii_007 – Signalling Service															
Domestic Incoming Service (Interconnection)															
Device Installation Service											√		√		
Construction Service														√	
Content Service/PIB															
IPLC/SIMBOX International Services															
Lease & Trade Service															
License/Application Service															
Manage Capacity Service															
Management Service			√						√	√					
PE2PE Service															
Building Management Service/Site						√					√			√	
Building Rental Service/Tower												√			
Telecommunication Facilities Service: CINOP, GRX, etc															

16	17	18	19	20	21	22	23	24	25	26	27	28	29	30	31	32	33	34	35	36	37	38	39
Melon	Telkom Metra	Pramindo	Telkomsel	Telin	Telin HK	Telin SG	Sigma Cipta Caraka	Telkomedika	SSI	Telkom Akses	Telin Timor Leste	Collega Inti Pratama	Media Nusantara Data Global	MDM	Metrasat	Telin malaysia	TSGN	Digiserve	Telkom Data Ekosistem	Persada Soka	Napsindo	Sigma Group	Telin Australia
✓		✓	✓				✓							✓					✓		✓		
														✓									
														✓									
																				✓			
	✓	✓					✓												✓			✓	
			✓		✓	✓																	
			✓																				
	✓	✓	✓							✓													
				✓						✓													
										✓													
			✓															✓					
			✓																				

APPENDICES

Service Receiver	Telkom	AdMedika	Finnet	ISH	MDI	GYS	Metranet	Nutech	Pojok Celebes Mandiri	TelkomSat	TelkomInfra	TLT	Mitratel	GSD	Infomedia
	1	2	3	4	5	6	7	8	9	10	11	12	13	14	15
SARTEL-SARPEN Service										√					
SARTEL-SARPEN Service (IDR)								√					√		
SARTEL-SARPEN Service-CALLCENTER															√
SARTEL-SARPEN Service-WIFI.ID (IDR)															
Satellite Link/Transponder/VISAT/Sirkuit Service										√					
Rental Link : Metroethernet, Astinet, VPN IP, DINACCESS Service		√	√	√	√	√	√	√	√	√	√	√	√	√	√
Work Facilities / Seat Management Rental Services															
Training/Assessment Service			√		√		√				√	√	√		√
AdMedika															
Health Service	√														
Finnet															
Collection Service	√														
Colocation/Maintenance/Supporting Service															
CPE Managed Platform Service	√														
Credit Voucher Fee Service/RITNAS															
Injapati Service/VAS: call center, calling card, vas															
E-Payment/Money Service	√														
ISH															
Colocation/Maintenance/Supporting Service															
Outsourcing Service	√						√		√	√			√		
MDI															
Incubation Service	√														
GYS															
Building Management Service/Site	√														

Melon	Telkom Metra	Pramindo	Telkomsel	Telin	Telin HK	Telin SG	Sigma Cipta Caraka	Telkomedika	SSI	Telkom Akses	Telin Timor Leste	Collega Inti Pratama	Media Nusantara Data Global	MDM	Metrasat	Telin malaysia	TSGN	Digiserve	Telkom Data Ekosistem	Persada Soka	Napsindo	Sigma Group	Telin Australia
16	17	18	19	20	21	22	23	24	25	26	27	28	29	30	31	32	33	34	35	36	37	38	39
√			√				√						√						√				
				√																			
	√								√														
√	√	√	√	√				√	√	√		√				√			√	√			√
		√																					
	√			√						√				√					√				
			√				√																
					√																		
																						√	
	√	√	√							√		√							√				

APPENDICES

Service Receiver	Telkom	AdMedika	Finnnet	ISH	MDI	GYS	Metranet	Nutech	Pojok Celebes Mandiri	TelkomSat	TelkomInfra	TLT	Mitratel	GSD	Infomedia
	1	2	3	4	5	6	7	8	9	10	11	12	13	14	15
Metranet															
Advertising/Printing Service	√									√				√	√
Colocation/Maintenance/Supporting Service	√														
CPE Managed Device Service								√							
Satellite Service & VAS															
Nutech															
CPE Managed Device Service	√														
E-Payment/Money Service															
Pojok Celebes Mandiri															
E-Ticketing Service		√				√				√				√	
Management Service	√														
TelkomSat															
Incubation Service	√														
Manage Capacity Service	√														
Management Service	√														
Telecommunication Facilities Service: CINOP, GRX, etc															
SARTEL-SARPEN Service	√														
Satellite Link/Transponder/VISAT/Sirkit Service	√														
Satellite Service & VAS															
SMS KA Service															
TelkomInfra															
Device Installation Service	√														
Maintenance Service													√		
Manage Capacity Service	√														
Management Service															
Supporting Service															

	Melon	Telkom Metra	Pramindo	Telkomsel	Telin	Telin HK	Telin SG	Sigma Cipta Caraka	Telkomedika	SSI	Telkom Akses	Telin Timor Leste	Collega Inti Pratama	Media Nusantara Data Global	MDM	Metrasat	Telin malaysia	TSGN	Digiserve	Telkom Data Ekosistem	Persada Soka	Napsindo	Sigma Group	Telin Australia
16	17	18	19	20	21	22	23	24	25	26	27	28	29	30	31	32	33	34	35	36	37	38	39	
			√							√								√						
											√											√		
			√																					
			√																					
	√							√							√					√				
					√																			
	√		√					√																
															√									
																√								
												√												
				√																√				

APPENDICES

Service Receiver	Telkom	AdMedika	Finnnet	ISH	MDI	GYS	Metranet	Nutech	Pojok Celebes Mandiri	TelkomSat	TelkomInfra	TLT	Mitratel	GSD	Infomedia
	1	2	3	4	5	6	7	8	9	10	11	12	13	14	15
TLT															
Technical Assistance Service/ Investigation Survey															
Credit Voucher Fee Service/RITNAS															
Building Management Service/Site	√		√							√	√				
Building Rental Service/Tower	√				√								√		
Mitratel															
Technical Assistance Service/ Investigation Survey	√														
Device Installation Service	√														
Manage Capacity Service	√														
Building Rental Service/Tower	√														
GSD															
Technical Assistance Service/ Investigation Survey															
Colocation/Maintenance/Supporting Service															
Hosting Service/CDN															
Construction Service	√														
Lease & Trade Service	√														
Building Management Service/Site	√	√	√						√	√	√				√
Building Rental Service/Tower													√		
Supporting Service							√								
Transport Management Service	√														
Infomedia Nusantara															
Call Center/Contact Center Service - Outsourcing	√									√		√			
Colocation/Maintenance/Supporting Service															
Access Network Service	√														

APPENDICES

Service Receiver	Telkom	AdMedika	Finnnet	ISH	MDI	GYS	Metranet	Nutech	Pojok Celebes Mandiri	TelkomSat	TelkomInfra	TLT	Mitratel	GSD	Infomedia
	1	2	3	4	5	6	7	8	9	10	11	12	13	14	15
Management Service															
Outsourcing Service	√								√						
Building Management Service/Site														√	
Supporting Service							√								
Melon															
Content Service/PIB	√														
SARTEL-SARPEN Service	√														
Telkom Metra															
SHL Interest															
Advertising/Printing Service	√														
Content Service/PIB	√									√					
Building Rental Service/Tower	√														
Supporting Service	√						√						√	√	
Pramindo Ikat Nusantara															
CPE Managed Application Service	√														
CPE Managed Device Service															
CPE Managed Network Service	√														
Credit Voucher Fee Service/RITNAS	√														
Maintenance Service	√														
Building Management Service/Site												√			
Supporting Service							√								
Work Facilities Rental Service/Seat Management	√				√					√					
Server Rental Service	√														
Telkomsel															
Advertising/Printing Service	√						√								
APP 2P Service	√														
Collection Service			√												

APPENDICES

Service Receiver	Telkom	AdMedika	Finnnet	ISH	MDI	GYS	Metranet	Nutech	Pojok Celebes Mandiri	TelkomSat	TelkomInfra	TLT	Mitratel	GSD	Infomedia
	1	2	3	4	5	6	7	8	9	10	11	12	13	14	15
Colocation/Maintenance/Supporting Service															
Credit Voucher Fee Service/RITNAS										√					√
I/C SLI 007 Service	√														
Domestic Incoming Service (Interconnection)	√														
Content Service/PIB	√														
E-Payment/Money Service								√							
IoT Service	√														
PE2PE Service	√														
Building Management Service/Site														√	
Building Rental Service/Tower													√		
Supporting Service											√				
Telecommunication Facilities Service: CINOP, GRX, etc	√			√											
Rental Link : Metroethernet, Astinet, VPN IP, DINACCESS Service	√														
SMS KA Service															
Telin															
Technical Assistance Service/ Investigation Survey															
Colocation/Maintenance/Supporting Service															
Hosting Service/CDN	√														√
International Service IPLC/SIMBOX	√									√					
SARTEL-SARPEN Service -WIFI ROAM ING (IDR)	√														
SARTEL-SARPEN Service -WIFI ROAM ING (USD)	√														
Jasa SARTEL-SARPEN-WIFI.ID (IDR)	√														

APPENDICES

Service Receiver	Telkom	AdMedika	Finnnet	ISH	MDI	GYS	Metranet	Nutech	Pojok Celebes Mandiri	TelkomSat	TelkomInfra	TLT	Mitratel	GSD	Infomedia
	1	2	3	4	5	6	7	8	9	10	11	12	13	14	15
SARTEL-SARPEN Service -WIFI.ID (IDR)	√														
Telin HK															
I/C SLI 007 Service	√														
Injapati Service/VAS: call center, calling card, vas			√												
Content Service/PIB															
Supporting Service							√								
Satellite Link/Transponder/VISAT/ Sirkuit Service	√														
Telin SG															
I/C SLI 007 Service	√														
Data Center Service															
Supporting Service															
Sigma Cipta Caraka															
Colocation/Maintenance/Supporting Service	√	√	√					√		√	√	√		√	√
License/Application Service													√		
Maintenance Service															
Supporting Service															
Server Rental Service			√												
TelkomMedika															
Health Service	√					√				√	√	√	√	√	
Health Equipment Sales							√								
SSI															
Colocation/Maintenance/Supporting Service															
Satellite Link/Transponder/VISAT/ Sirkuit Service	√														

APPENDICES

Service Receiver	Telkom	AdMedika	Finnnet	ISH	MDI	GYS	Metranet	Nutech	Pojok Celebes Mandiri	TelkomSat	TelkomInfra	TLT	Mitratel	GSD	Infomedia
	1	2	3	4	5	6	7	8	9	10	11	12	13	14	15
Bosnet															
Management Service	√						√			√					
Telkom Akses															
Technical Assistance Service/ Investigation Survey							√						√		
Access Network Service	√														
Construction Service	√														
Lease & Trade Service	√														
Maintenance Service	√														
Manage Capacity Service	√														
Management Service								√							
Supporting Service														√	
Transport Management Service														√	
Telin Timor Leste															
I/C SLI 007 Service															
Content Service/PIB															
Metrasat															
Content Service/PIB	√														
Telin USA															
Technical Assistance Service/ Investigation Survey					√										
Media Nusantara Data Global															
Colocation/Maintenance/Supporting Service	√										√				
Data Center Service										√					
MDM															
Advertising/Printing Service	√						√						√		
APP 2P Service	√														

APPENDICES

Service Receiver	Telkom	AdMedika	Finnnet	ISH	MDI	GYS	Metranet	Nutech	Pojok Celebes Mandiri	TelkomSat	TelkomInfra	TLT	Mitratel	GSD	Infomedia
	1	2	3	4	5	6	7	8	9	10	11	12	13	14	15
Colocation/Maintenance/Supporting Service															
Management Service	√														
Satellite Service & VAS Service	√														
SMS KA Service	√									√					
Telin malaysia															
Satellite Link/Transponder/VISAT/Sirkuit Service															
Digiserve															
Colocation/Maintenance/Supporting Service	√														
CPE Managed Application Service	√														
Incubation Service	√														
License/Application Service													√	√	
Management Service	√														
Persada Soka															
Technical Assistance Service/ Investigation Survey	√														
Construction Service	√														
Manage Capacity Service	√														
Building Rental Service/Tower															
Sigma Group															
Colocation/Maintenance/Supporting Service	√														
Supporting Service							√								
Telkom Data Ekosistem															
Colocation/Maintenance/Supporting Service	√	√													
Data Center Service	√														





08.

Consolidated Financial Statements

This page is intentionally left blank

Perusahaan Perseroan (Persero)
PT Telekomunikasi Indonesia Tbk. and its subsidiaries

Consolidated financial statements
as of December 31, 2023 and for the year ended with independent
auditor's report

**PERUSAHAAN PERSEROAN (PERSERO)
PT TELEKOMUNIKASI INDONESIA Tbk. AND ITS SUBSIDIARIES
CONSOLIDATED FINANCIAL STATEMENTS
AS OF DECEMBER 31, 2023 AND FOR THE YEAR THEN ENDED
WITH INDEPENDENT AUDITOR'S REPORT**

TABLE OF CONTENTS

	Page
Statement of the Board of Directors	
Report of Independent Registered Public Accounting Firm	
Consolidated Statement of Financial Position	1
Consolidated Statement of Profit or Loss and Other Comprehensive Income	2
Consolidated Statement of Changes in Equity	3
Consolidated Statement of Cash Flows	4
Notes to the Consolidated Financial Statements	5-113

**Statement of the Board of Directors
regarding the Board of Director's Responsibility for
Consolidated Financial Statements
as of December 31, 2023 and for the year ended
Perusahaan Perseroan (Persero) PT Telekomunikasi Indonesia Tbk and its Subsidiaries**

On behalf of the Board of Directors, we the undersigned:

- | | |
|------------------|-------------------------------------------------------------------------------------------------------------------|
| 1. Name | : Ririek Adriansyah |
| Business address | : Jl. Japati No.1 Bandung 40133 |
| Address | : Jl. Karang Tengah Raya Pertanian I/99 RT 05 RW 04
Kelurahan Lebak Bulus, Kecamatan Cilandak, Jakarta Selatan |
| Phone | : (022) 452 7101 |
| Position | : President Director |
| | |
| 2. Name | : Heri Supriadi |
| Business address | : Jl. Japati No.1 Bandung 40133 |
| Address | : Jl. Rancamayar No. 18 RT 001 RW 008
Kelurahan Gumuruh Kecamatan Batununggal, Bandung |
| Phone | : (022) 452 7201/ (021) 520 9824 |
| Position | : Director of Finance and Risk Management |

hereby state as follows:

1. We are responsible for the preparation and presentation of the consolidated financial statement of Perusahaan Perseroan (Persero) PT Telekomunikasi Indonesia Tbk (the "Company") and its subsidiaries as of December 31, 2023 and for the year ended;
2. The Company and its subsidiaries' consolidated financial statement as of December 31, 2023 and for the year ended have been prepared and presented in accordance with Indonesian Financial Accounting Standards;
3. All information has been fully and correctly disclosed in the Company and its subsidiaries' consolidated financial statement;
4. The Company and its subsidiaries' consolidated financial statement do not contain false material information or facts, nor do they omit any material information or facts;
5. We are responsible for the Company and its subsidiaries' internal control system.

This statement is considered to be true and correct.


Jakarta, March 22, 2024

for and behalf of
PT Telkom Indonesia (Persero) Tbk.



Ririek Adriansyah
President Director

Heri Supriadi
Director of Finance and Risk Management



Independent Auditor's Report

Report No. 00268/2.1032/AU.1/06/0687-2/1/III/2024

The Shareholders and the Boards of Commissioners and Directors
Perusahaan Perseroan (Persero) PT Telekomunikasi Indonesia Tbk

Opinion

We have audited the accompanying consolidated financial statements of Perusahaan Perseroan (Persero) PT Telekomunikasi Indonesia Tbk. (the "Company") and its subsidiaries (collectively referred to as the "Group"), which comprise the consolidated statement of financial position as of December 31, 2023, and the consolidated statement of profit or loss and other comprehensive income, consolidated statement of changes in equity, and consolidated statement of cash flows for the year then ended, and notes to the consolidated financial statements, including material accounting policy information.

In our opinion, the accompanying consolidated financial statements present fairly, in all material respects, the consolidated financial position as of December 31, 2023, and its consolidated financial performance and cash flows for the year then ended, in accordance with Indonesian Financial Accounting Standards.

Basis for opinion

We conducted our audit in accordance with Standards on Auditing established by the Indonesian Institute of Certified Public Accountants ("IICPA"). Our responsibilities under those standards are further described in the Auditor's Responsibilities for the Audit of the Consolidated Financial Statements paragraph of our report. We are independent of the Group in accordance with the ethical requirements relevant to our audit of the consolidated financial statements in Indonesia, and we have fulfilled our other ethical responsibilities in accordance with such requirements. We believe that the audit evidence we have obtained is sufficient and appropriate to provide a basis for our opinion.

Key audit matters

Key audit matters are those matters that, in our professional judgment, were of most significance in our audit of the consolidated financial statements of the current period. Such key audit matters were addressed in the context of our audit of the consolidated financial statements taken as a whole, and in forming our opinion thereon, and we do not provide a separate opinion on such key audit matters. For the key audit matter below, our description of how our audit addressed such key audit matter is provided in such context.



Independent Auditor's Report (continued)

Report No. 00268/2.1032/AU.1/06/0687-2/1/III/2024 (continued)

Key audit matters (continued)

We have fulfilled the responsibilities described in the Auditor's Responsibilities for the Audit of the Consolidated Financial Statements paragraph of our report, including in relation to the key audit matter communicated below. Accordingly, our audit included the performance of procedures designed to respond to our assessment of the risks of material misstatement of the accompanying consolidated financial statements. The results of our audit procedures, including the procedures performed to address the key audit matter below, provide the basis for our opinion on the accompanying consolidated financial statements.

Evaluation of telecommunication infrastructure estimated useful lives

Description of the key audit matter:

As of December 31, 2023, the balance of consolidated telecommunication infrastructures amounted to Rp158,516 billion which represents 55% of total consolidated assets. As discussed in Notes 2y and 11 to the accompanying consolidated financial statements, the Group reviews the estimated useful lives of its property and equipment, including telecommunication infrastructures, at least annually and such estimates are updated if expectations differ from previous estimates due to changes in expectation of physical wear and tear, technical, or commercial obsolescence, and legal or other limitations on the continuing use of the property and equipment.

Auditing the Group's estimated useful lives of telecommunication infrastructures is complex and requires significant judgment because the determination of the estimated useful lives considers a number of factors, including strategic business plans, expected future technological developments, and market behavior.

Audit response:

We obtained an understanding, and evaluated the design and tested the operating effectiveness, of internal controls over the Group's process of estimating the useful lives of its telecommunication infrastructures. This includes, among others, testing of management's review control on checking the completeness and accuracy of the assets classification data and assessing the appropriateness of the judgments regarding the most relevant data to be considered in determining its useful lives. We also tested management's control on benchmarking analysis, including the selection criteria, on the estimated useful lives of telecommunication infrastructures.

To test whether the estimated useful lives of telecommunication infrastructures used by management was reasonable, our audit procedures included, among others, obtaining an understanding of management's strategy related to asset replacements and assessed the reasonableness of assumptions by considering external sources, such as telecommunication technology growth, changes in market demand, and current economic and regulatory trends. We assessed whether the benchmarking analysis on the estimated useful lives of telecommunication infrastructures used by management was complete and consistent with the selection criteria through comparison with sample portfolio of public companies within the telecommunication industry.



Independent Auditor's Report (continued)

Report No. 00268/2.1032/AU.1/06/0687-2/1/III/2024 (continued)

Other information

Management is responsible for the other information. Other information comprises the information included in the 2023 Annual Report ("The Annual Report") other than the accompanying consolidated financial statements and our independent auditor's report thereon. The Annual Report is expected to be made available to us after the date of this independent auditor's report.

Our opinion on the accompanying consolidated financial statements does not cover the Annual Report, and accordingly, we do not express any form of assurance on the Annual Report.

In connection with our audit of the accompanying consolidated financial statements, our responsibility is to read the Annual Report when it becomes available and, in doing so, consider whether the Annual Report is materially inconsistent with the accompanying consolidated financial statements or our knowledge obtained in the audit, or otherwise appears to be materially misstated.

When we read the Annual Report, if we conclude that there is a material misstatement therein, we are required to communicate the matter to those charged with governance and take appropriate actions based on the applicable laws and regulations.

Responsibilities of management and those charged with governance for the consolidated financial statements

Management is responsible for the preparation and fair presentation of the consolidated financial statements in accordance with Indonesian Financial Accounting Standards, and for such internal control as management determines is necessary to enable the preparation of consolidated financial statements that are free from material misstatement, whether due to fraud or error.

In preparing the consolidated financial statements, management is responsible for assessing the Group's ability to continue as a going concern, disclosing, as applicable, matters related to going concern, and using the going concern basis of accounting, unless management either intends to liquidate the Group or to cease its operations, or has no realistic alternative but to do so.

Those charged with governance are responsible for overseeing the Group's financial reporting process.

Auditor's responsibilities for the audit of the consolidated financial statements

Our objectives are to obtain reasonable assurance about whether the consolidated financial statements taken as a whole are free from material misstatement, whether due to fraud or error, and to issue an independent auditor's report that includes our opinion. Reasonable assurance is a high level of assurance, but is not a guarantee that an audit conducted in accordance with Standards on Auditing established by the IICPA will always detect a material misstatement when it exists. Misstatements can arise from fraud or error and are considered material if, individually or in the aggregate, they could reasonably be expected to influence the economic decisions of users taken on the basis of these consolidated financial statements.



Independent Auditor's Report (continued)

Report No. 00268/2.1032/AU.1/06/0687-2/1/III/2024 (continued)

Auditor's responsibilities for the audit of the consolidated financial statements (continued)

As part of an audit in accordance with Standards on Auditing established by the IICPA, we exercise professional judgment and maintain professional skepticism throughout the audit. We also:

- Identify and assess the risks of material misstatement of the consolidated financial statements, whether due to fraud or error, design and perform audit procedures responsive to such risks, and obtain audit evidence that is sufficient and appropriate to provide a basis for our opinion. The risk of not detecting a material misstatement resulting from fraud is higher than for one resulting from error, as fraud may involve collusion, forgery, intentional omissions, misrepresentations, or override of internal control.
- Obtain an understanding of internal control relevant to the audit in order to design audit procedures that are appropriate in the circumstances, but not for the purpose of expressing an opinion on the effectiveness of the Group's internal control.
- Evaluate the appropriateness of accounting policies used and the reasonableness of accounting estimates and related disclosures made by management.
- Conclude on the appropriateness of management's use of the going concern basis of accounting and, based on the audit evidence obtained, whether a material uncertainty exists related to events or conditions that may cast significant doubt on the Group's ability to continue as a going concern. If we conclude that a material uncertainty exists, we are required to draw attention in our independent auditor's report to the related disclosures in the consolidated financial statements or, if such disclosures are inadequate, to modify our opinion. Our conclusion is based on the audit evidence obtained up to the date of our independent auditor's report. However, future events or conditions may cause the Group to cease to continue as a going concern.
- Evaluate the overall presentation, structure, and content of the consolidated financial statements, including the disclosures, and whether the consolidated financial statements represent the underlying transactions and events in a manner that achieves fair presentation.
- Obtain sufficient appropriate audit evidence regarding the financial information of the entities or business activities within the Group to express an opinion on the consolidated financial statements. We are responsible for the direction, supervision, and performance of the group audit. We remain solely responsible for our audit opinion.

We communicate with those charged with governance regarding, among other matters, the planned scope and timing of the audit and significant audit findings, including any significant deficiencies in internal control that we identify during our audit.

We also provide those charged with governance with a statement that we have complied with relevant ethical requirements regarding independence, and to communicate with them all relationships and other matters that may reasonably be thought to bear on our independence, and where applicable, related safeguards.



Independent Auditor's Report (continued)

Report No. 00268/2.1032/AU.1/06/0687-2/1/III/2024 (continued)

Auditor's responsibilities for the audit of the consolidated financial statements (continued)

From the matters communicated with those charged with governance, we determine those matters that were of most significance in the audit of the consolidated financial statements of the current period and are therefore the key audit matters. We describe such key audit matters in our independent auditor's report unless laws or regulations preclude public disclosure about such key audit matters or when, in extremely rare circumstances, we determine that a key audit matter should not be communicated in our independent auditor's report because the adverse consequences of doing so would reasonably be expected to outweigh the public interest benefits of such communication.

KAP Purwanto, Sungkoro & Surja

Agung Purwanto
Public Accountant Registration No.: AP. 0687

March 22, 2024



These consolidated financial statements are originally issued in the Indonesian language.

PERUSAHAAN PERSEROAN (PERSERO)
PT TELEKOMUNIKASI INDONESIA Tbk. AND ITS SUBSIDIARIES
CONSOLIDATED STATEMENT OF FINANCIAL POSITION

As of December 31, 2023

(Amounts in the tables expressed in billions of Rupiah, unless otherwise stated)

	Notes	2023	2022
ASSETS			
CURRENT ASSETS			
Cash and cash equivalents	3,32,37	29,007	31,947
Other current financial assets	4,32,37	1,661	1,349
Trade receivables - net allowance for expected credit losses			
Related parties	5,32,37	1,918	1,620
Third parties	5,37	8,749	7,014
Contract assets	6,32,37	2,704	2,457
Inventories	7	997	1,144
Contract cost	9	653	671
Claim for tax refund and prepaid taxes	27	1,928	1,844
Other current assets	8,32	7,996	7,011
Total Current Assets		55,613	55,057
NON-CURRENT ASSETS			
Contract assets	6,32	26	34
Long-term investments	10	8,162	8,653
Contract cost	9	1,568	1,741
Property and equipment	11,32,35a	180,755	173,329
Right-of-use assets	12a	22,584	20,336
Intangible assets	14	8,731	8,302
Deferred tax assets	27f	4,170	4,117
Other non-current assets	13,27,32	5,433	3,623
Total Non-current Assets		231,429	220,135
TOTAL ASSETS		287,042	275,192
LIABILITIES AND EQUITY			
CURRENT LIABILITIES			
Trade payables			
Related parties	15,32,37	585	431
Third parties	15,37	18,023	18,026
Contract liabilities	17a,32	6,848	6,295
Other payables	37	441	463
Taxes payable	27c	4,525	5,372
Accrued expenses	16,32,37	13,079	15,445
Customer deposits	32	2,566	2,382
Short-term bank loans	18a,32,37	9,650	8,191
Current maturities of long-term loans and other borrowings	18b,32,37	10,276	8,858
Current maturities of lease liabilities	12a,37	5,575	4,925
Total Current Liabilities		71,568	70,388
NON-CURRENT LIABILITIES			
Deferred tax liabilities	27f	841	1,023
Contract liabilities	17b,32	2,591	1,561
Long service award provisions	31	1,153	1,031
Pension benefits and other post-employment benefits obligations	30	11,414	10,272
Long-term loans and other borrowings	19,32,37	27,773	27,331
Lease liabilities	12a,37	14,850	13,736
Other liabilities		290	588
Total Non-current Liabilities		58,912	55,542
TOTAL LIABILITIES		130,480	125,930
EQUITY			
Capital stock	21	4,953	4,953
Additional paid-in capital		2,711	2,711
Other equity	22	9,639	9,697
Retained earnings			
Appropriated	29	15,337	15,337
Unappropriated		103,104	96,560
Net equity attributable to:			
Owners of the parent company		135,744	129,258
Non-controlling interest	20	20,818	20,004
TOTAL EQUITY		156,562	149,262
TOTAL LIABILITIES AND EQUITY		287,042	275,192

The accompanying notes form an integral part of these consolidated financial statements.

These consolidated financial statements are originally issued in the Indonesian language.

PERUSAHAAN PERSEROAN (PERSERO)
PT TELEKOMUNIKASI INDONESIA Tbk. AND ITS SUBSIDIARIES
CONSOLIDATED STATEMENT OF PROFIT OR LOSS AND OTHER COMPREHENSIVE INCOME
For the Year Ended December 31, 2023
(Amounts in the tables expressed in billions of Rupiah, unless otherwise stated)

	<u>Notes</u>	<u>2023</u>	<u>2022</u>
REVENUES	23,32	149,216	147,306
COST AND EXPENSES			
Operation, maintenance, and telecommunication service expenses	25,32	(39,718)	(38,184)
Depreciation and amortization expenses	11,12a,14	(32,663)	(33,255)
Personnel expenses	24	(15,927)	(14,907)
Interconnection expenses	32	(6,363)	(5,440)
General and administrative expenses	26,32	(6,099)	(5,854)
Marketing expenses	32	(3,530)	(3,929)
Unrealized loss on changes in fair value of investments	10	(748)	(6,438)
Other income - net		252	26
Gain (loss) on foreign exchange - net		(36)	256
OPERATING PROFIT		44,384	39,581
Finance income	32	1,061	878
Finance cost	32	(4,652)	(4,033)
Share of profit (loss) of long-term investment in associates	10	1	(87)
PROFIT BEFORE INCOME TAX		40,794	36,339
INCOME TAX (EXPENSE) BENEFIT	27d		
Current		(8,796)	(9,259)
Deferred		210	600
		(8,586)	(8,659)
PROFIT FOR THE YEAR		32,208	27,680
OTHER COMPREHENSIVE INCOME (LOSS)			
<i>Other comprehensive income (loss) to be reclassified to profit or loss in subsequent periods:</i>			
Foreign currency translation	22	(66)	299
Changes in fair value of investments	10	2	3
Share of other comprehensive income (loss) of long-term investment in associates	10	(1)	1
<i>Other comprehensive income (loss) not to be reclassified to profit or loss in subsequent periods:</i>			
Defined benefit actuarial gain (loss) - net	30	(1,389)	1,464
Other comprehensive income (loss) - net		(1,454)	1,767
TOTAL COMPREHENSIVE INCOME FOR THE YEAR		30,754	29,447
Profit for the year attributable to:			
Owners of the parent company		24,560	20,753
Non-controlling interests	20	7,648	6,927
		32,208	27,680
Total comprehensive income for the year attributable to:			
Owners of the parent company		23,083	22,468
Non-controlling interests		7,671	6,979
		30,754	29,447
BASIC EARNINGS PER SHARE			
(in full amount)	28		
Net income per share		247.92	209.49
Net income per ADS (100 Series B shares per ADS)		24,792.50	20,949.46

The accompanying notes form an integral part of these consolidated financial statements.

These consolidated financial statements are originally issued in the Indonesian language.

PERUSAHAAN PERSEROAN (PERSERO)
PT TELEKOMUNIKASI INDONESIA Tbk. AND ITS SUBSIDIARIES
CONSOLIDATED STATEMENT OF CHANGES IN EQUITY

For the Year Ended December 31, 2023

(Amounts in the tables expressed in billions of Rupiah, unless otherwise stated)

Description	Notes	Attributable to owners of the parent company					Non-controlling interests	Total equity	
		Capital stock	Additional paid-in capital	Other equity	Appropriated	Unappropriated			
Balance, January 1, 2022		4,953	2,711	9,395	15,337	89,250	121,646	23,753	145,399
Investment from non-controlling interests for newly established indirect subsidiary		-	-	-	-	-	-	45	45
Changes in non-controlling interest		-	-	-	-	-	-	11	11
Cash dividend	29	-	-	-	-	(14,856)	(14,856)	(10,103)	(24,959)
Repurchase of non-controlling interest shares	1e	-	-	-	-	-	-	(681)	(681)
Profit for the year	20	-	-	302	-	20,753	20,753	6,927	27,680
Other comprehensive income - net		-	-	-	-	1,413	1,715	52	1,767
Balance, December 31, 2022		4,953	2,711	9,697	15,337	96,560	129,258	20,004	149,262
Balance, January 1, 2023		4,953	2,711	9,697	15,337	96,560	129,258	20,004	149,262
Differences in non-controlling interest ownership acquisition transactions of subsidiary		-	-	6	-	-	6	-	6
Additional capital contributions from non-controlling interests of subsidiary	1e	-	-	-	-	-	-	2,955	2,955
Changes in non-controlling interest		-	-	-	-	-	-	22	22
Cash dividend	29	-	-	-	-	(16,603)	(16,603)	(9,803)	(26,406)
Repurchase of non-controlling interest shares	1e	-	-	-	-	-	-	(31)	(31)
Profit for the year	20	-	-	(64)	-	24,560	24,560	7,648	32,208
Other comprehensive income (loss) - net		-	-	-	-	(1,413)	(1,477)	23	(1,454)
Balance, December 31, 2023		4,953	2,711	9,639	15,337	103,104	135,744	20,818	156,562

The accompanying notes form an integral part of these consolidated financial statements.

These consolidated financial statements are originally issued in the Indonesian language.

PERUSAHAAN PERSEROAN (PERSERO)
PT TELEKOMUNIKASI INDONESIA Tbk. AND ITS SUBSIDIARIES
CONSOLIDATED STATEMENT OF CASH FLOWS
For the Year Ended December 31, 2023
(Amounts in the tables expressed in billions of Rupiah, unless otherwise stated)

	Notes	2023	2022
CASH FLOWS FROM OPERATING ACTIVITIES			
Cash receipts from customers and other operators		148,458	146,268
Cash receipts from interests		1,049	865
Cash receipts from tax refund		681	2,411
Cash payments for expenses		(53,410)	(45,559)
Cash payments to employees		(16,116)	(14,052)
Cash payments for corporate and final income taxes		(10,746)	(8,465)
Cash payments for finance costs		(4,748)	(4,064)
Cash payments for short-term and low-value lease assets	12a	(3,770)	(3,873)
Cash payments for value added taxes - net		(1,410)	(515)
Cash receipts from others - net		593	338
Net cash provided by operating activities		60,581	73,354
CASH FLOWS FROM INVESTING ACTIVITIES			
Proceeds from insurance claims	11	199	299
Proceeds from sale of property and equipment	11	100	526
Dividend received from associated company		14	17
Purchase of property and equipment	11,39	(33,601)	(35,138)
Purchase of intangible assets	14,39	(2,817)	(3,259)
Addition of long-term investment in financial instrument		(340)	(1,401)
Placement in other current financial assets - net		(315)	(854)
(Increase) decrease of other assets		(149)	560
Net cash used in investing activities		(36,909)	(39,250)
CASH FLOWS FROM FINANCING ACTIVITIES			
Proceeds from loans and other borrowings	18,19	38,834	35,958
Proceeds from issuance of new shares of subsidiaries	1e	2,961	45
Repayments of loans and other borrowings	18,19	(35,323)	(44,304)
Cash dividend paid to the Company's stockholders	29	(16,603)	(14,856)
Cash dividend paid to non-controlling interests of subsidiaries		(9,803)	(10,103)
Repayments of principal portion of lease liabilities	39	(6,602)	(6,896)
Placement in shares buyback of subsidiary	1e	(31)	(681)
Net cash used in financing activities		(26,567)	(40,837)
NET DECREASE IN CASH AND CASH EQUIVALENTS		(2,895)	(6,733)
EFFECT OF EXCHANGE RATE CHANGES ON CASH AND CASH EQUIVALENTS		(44)	370
ALLOWANCE FOR EXPECTED CREDIT LOSSES		(1)	(1)
CASH AND CASH EQUIVALENTS AT BEGINNING OF THE YEAR	3	31,947	38,311
CASH AND CASH EQUIVALENTS AT END OF THE YEAR	3	29,007	31,947

The accompanying notes form an integral part of these consolidated financial statements.

PERUSAHAAN PERSEROAN (PERSERO)
PT TELEKOMUNIKASI INDONESIA Tbk. AND ITS SUBSIDIARIES
NOTES TO THE CONSOLIDATED FINANCIAL STATEMENTS
As of December 31, 2023 and For the Year Then Ended
(Amounts in the tables expressed in billions of Rupiah, unless otherwise stated)

1. GENERAL

a. Establishment and general information

Perusahaan Perseroan (Persero) PT Telekomunikasi Indonesia Tbk. (the “Company”) was originally part of “*Post en Telegraafdienst*”, which was established and operated commercially in 1884 under the framework of Decree No. 7 dated March 27, 1884 of the Governor General of the Dutch Indies which was published in State Gazette No. 52 dated April 3, 1884.

In 1991, the status of the Company was changed into a state-owned limited liability corporation (“Persero”) based on Government Regulation No. 25/1991. The ultimate parent of the Company is the Government of the Republic of Indonesia (the “Government”) (Note 21).

The Company was established based on Notarial Deed No. 128 dated September 24, 1991 of Imas Fatimah, S.H. The deed of establishment was approved by the Ministry of Justice of the Republic of Indonesia in its Decision Letter No. C2-6870.HT.01.01.Th.1991 dated November 19, 1991 and was published in State Gazette No. 5 dated January 17, 1992, Supplement No. 210. The Company’s Articles of Association have been amended several times, with the latest amendments made is in relation with adjustments of the Company’s business activities in the Articles of Association with the Standard Classification of Indonesian Business Fields in 2020.

Amendments to the Articles of Association as stated in the Notary Deed of Ashoya Ratam, S.H., M.Kn. No. 37 dated June 22, 2022, the amendment has been received and approved by the Minister of Law and Human Rights of the Republic of Indonesia (“MoLHR”) based on letter No. AHU-0044650.AH.01.02. Year of 2022 dated June 29, 2022, concerning Acceptance of Notification Approval of Amendment to the Articles of Association of the Limited Liability Company (Persero) PT Telekomunikasi Indonesia Tbk.

In accordance with Article 3 of the Company’s Articles of Association, the scope of the Company’s activities is to provide telecommunication network and telecommunication and information services, and to optimize the Company’s resources to provide high quality and competitive goods and/or services to gain/pursue profit in order to increase the value of the Company by applying the Limited Liability Company principle. To achieve these objectives, the Company is involved in the following activities:

- i. Main business:
 - (a) Planning, building, providing, developing, operating, marketing or selling or leasing, and maintaining telecommunications and information networks in a broad sense in accordance with the prevailing laws and regulations.
 - (b) Planning, developing, providing, marketing or selling, and improving telecommunications and information services in a broad sense in accordance with the prevailing laws and regulations.
 - (c) Investing, including in the form of equity capital in other companies, in line with and to achieve the purposes and objectives of the Company.
- ii. Supporting business:
 - (a) Providing payment transactions and money transfer services through telecommunications and information network.
 - (b) Performing other activities and undertakings in connection with the optimization of the Company’s resources, which includes the utilization of the Company’s property and equipment and movable assets, information systems, education and training, and repairs and maintenance facilities.
 - (c) Collaborating with other parties in order to optimize the information and communication or technology resources owned by other parties as services provider in the information, communication and technology industry as to achieve the purposes and objectives of the Company.

PERUSAHAAN PERSEROAN (PERSERO)
PT TELEKOMUNIKASI INDONESIA Tbk. AND ITS SUBSIDIARIES
NOTES TO THE CONSOLIDATED FINANCIAL STATEMENTS
As of December 31, 2023 and For the Year Then Ended
(Amounts in the tables expressed in billions of Rupiah, unless otherwise stated)

1. GENERAL (continued)

a. Establishment and general information (continued)

The Company is domiciled and headquartered in Bandung, West Java, located at Jalan Japati No. 1, Bandung.

The Company was granted several networks and/or services provision licenses by the Government which are valid for an unlimited period of time as long as the Company complies with the prevailing laws and regulations and fulfills the obligation stated in those licenses. For every license issued by the Ministry of Communication and Information (“MoCI”), an evaluation is performed annually and an overall evaluation is performed every five years. The Company is obliged to submit reports of networks and/or services annually to the Indonesian Directorate General of Post and Informatics (“DGPI”), replacing the previously known as Indonesian Directorate General of Post and Telecommunications (“DGPT”).

The reports comprises of several information, such as network development progress, service quality standard achievement, number of customers, license payment, and universal service contribution. Meanwhile, for internet telephone services for public purpose, internet interconnection service, and internet access service, additional information is required, such as operational performance, customer segmentation, traffic, and gross revenue.

Details of these licenses are as follows:

License	License No.	Type of service	Grant date/latest renewal date
License to operate internet telephone services for public purpose	127/KEP/DJPPI/KOMINFO/3/2016	Internet telephone services for public purpose	March 30, 2016
License to operate internet service provider	2176/KEP/M.KOMINFO/12/2016	Internet service provider	December 30, 2016
License to operate content service provider	1040/KEP/M.KOMINFO/16/2017	Content service provider	May 16, 2017
License for the implementation of internet interconnection services	1004/KEP/M.KOMINFO/2018	Internet interconnection services	December 26, 2018
License to operate data communication system services	046/KEP/M.KOMINFO/02/2020	Data communication system services	August 3, 2020
License to operate IPTV service provider	022/KEP/M.KOMINFO/02/2021	Multimedia IPTV service provider	February 25, 2021
License of electronics money issuer and money transfer	Bank Indonesia License 23/587/DKSP/Srt/B	Electronics money and money transfer service	July 1, 2021
License to operate fixed network long distance direct line	073/KEP/M.KOMINFO/02/2021	Fixed network long distance direct line	August 23, 2021
License to operate fixed international network	082/KEP/M.KOMINFO/02/2021	Fixed international network	October 8, 2021
License to operate fixed closed network	094/KEP/M.KOMINFO/02/2021	Fixed closed network	December 9, 2021
License to operate circuit switched-based local fixed line network	095/KEP/M.KOMINFO/02/2021	Circuit switched-based and packet switched-based local fixed line network	December 9, 2021

PERUSAHAAN PERSEROAN (PERSERO)
PT TELEKOMUNIKASI INDONESIA Tbk. AND ITS SUBSIDIARIES
NOTES TO THE CONSOLIDATED FINANCIAL STATEMENTS
As of December 31, 2023 and For the Year Then Ended
(Amounts in the tables expressed in billions of Rupiah, unless otherwise stated)

1. GENERAL (continued)

b. Company's Board of Commissioners, Board of Directors, Audit Committee, Corporate Secretary, Internal Audit, and Employees

i. Boards of Commissioners and Directors

Based on resolutions made at Annual General Meeting ("AGM") of Stockholders of the Company as covered by Notarial Deed of Ashoya Ratam, S.H., M.Kn., No. 35 dated June 23, 2023 and No. 34, dated June 18, 2021, the composition of the Company's Boards of Commissioners and Directors as of December 31, 2023 and 2022, respectively, were as follows:

	2023	2022
President Commissioner/ Independent Commissioner	Bambang Permadi Soemantri Brojonegoro	Bambang Permadi Soemantri Brojonegoro
Independent Commissioner	Wawan Iriawan	Wawan Iriawan
Independent Commissioner	Bono Daru Adji	Bono Daru Adji
Independent Commissioner	Abdi Negara Nurdin*	Abdi Negara Nurdin
Commissioner	Arya Mahendra Sinulingga	Arya Mahendra Sinulingga
Commissioner	Marcelino Rumambo Pandin	Marcelino Rumambo Pandin
Commissioner	Ismail	Ismail
Commissioner	Rizal Mallarangeng	Rizal Mallarangeng
Commissioner	Isa Rachmatarwata	Isa Rachmatarwata
Commissioner	Silmy Karim	-
President Director	Ririek Adriansyah	Ririek Adriansyah
Director of Enterprise & Business Service	F.M. Venusiana R.	F.M. Venusiana R.
Director of Digital Business	Muhamad Fajrin Rasyid	Muhamad Fajrin Rasyid
Director of Human Capital Management	Afriwandi	Afriwandi
Director of Finance and Risk Management	Heri Supriadi	Heri Supriadi
Director of Network & IT Solution	Herlan Wijanarko	Herlan Wijanarko
Director of Strategic Portfolio	Budi Setyawan Wijaya	Budi Setyawan Wijaya
Director of Wholesale & International Services	Bogi Witjaksono	Bogi Witjaksono
Director of Group Business Development	Honesti Basyir	-
Director of Consumer Service	-	F.M. Venusiana R.

* Based on Notification Letter of VP Investor Relations No. Tel.03/LP.000/DCI-M0200000/2024 dated January 19, 2024, regarding Resignation of the Company's Independent Commissioners, Mr. Abdi Negara Nurdin was no longer effectively serve as an Independent Commissioner.

ii. Audit Committee, Corporate Secretary, and Internal Audit

The composition of the Company's Audit Committee, Corporate Secretary, and Internal Audit as of December 31, 2023 and 2022, respectively, were as follows:

	2023	2022
Chairman	Bono Daru Adji	Bono Daru Adji
Member	Bambang Permadi Soemantri Brojonegoro	Bambang Permadi Soemantri Brojonegoro
Member	Wawan Iriawan	Wawan Iriawan
Member	Abdi Negara Nurdin*	Abdi Negara Nurdin
Member	Emmanuel Bambang Suyitno	Emmanuel Bambang Suyitno
Member	Edy Sihotang	Edy Sihotang
Corporate Secretary	Anetta Hasan	R. Achmad Faisal
Internal Audit	Daru Mulyawan	Daru Mulyawan

* Based on the Company's Board of Commissioner Letter No. 04/KEP/DK/2024 dated February 6, 2024, regarding the Composition of the Company's Audit Committee Membership, Mr. Abdi Negara was no longer effectively serve as an Audit Committee of the Company.

PERUSAHAAN PERSEROAN (PERSERO)
PT TELEKOMUNIKASI INDONESIA Tbk. AND ITS SUBSIDIARIES
NOTES TO THE CONSOLIDATED FINANCIAL STATEMENTS
As of December 31, 2023 and For the Year Then Ended
(Amounts in the tables expressed in billions of Rupiah, unless otherwise stated)

1. GENERAL (continued)

b. Company's Board of Commissioners, Board of Directors, Audit Committee, Corporate Secretary, Internal Audit, and Employees (continued)

iii. Employees

As of December 31, 2023 and 2022, the Company and its subsidiaries (collectively referred to as "the Group") had 20,605 employees and 20,951 employees (unaudited), respectively.

c. Public offering of securities of the Company

The Company's number of shares prior to its Initial Public Offering ("IPO") totalled 8,400,000,000, consisting of 8,399,999,999 Series B shares and 1 Series A Dwiwarna share, and were wholly-owned by the Government. On November 14, 1995, 933,333,000 new Series B shares and 233,334,000 Series B shares owned by the Government were offered to the public through an IPO and listed on the Indonesia Stock Exchange ("IDX") and 700,000,000 Series B shares owned by the Government were offered to the public and listed on the New York Stock Exchange ("NYSE") and the London Stock Exchange ("LSE") in the form of American Depositary Shares ("ADS"). There were 35,000,000 ADS and each ADS represented 20 Series B shares at that time.

In December 1996, the Government had a block sale of its 388,000,000 Series B shares, and in 1997, distributed 2,670,300 Series B shares as incentive to the Company's stockholders who did not sell their shares within one year from the date of the IPO. In May 1999, the Government further sold 898,000,000 Series B shares.

To comply with Law No. 1/1995 on Limited Liability Companies, at the AGM of Stockholders of the Company on April 16, 1999, the Company's stockholders resolved to increase the Company's issued share capital by the distribution of 746,666,640 bonus shares through the capitalization of certain additional paid-in capital, which was made to the Company's stockholders in August 1999. On August 16, 2007, Law No. 1/1995 on Limited Liability Companies was amended by the issuance of Law No. 40/2007 on Limited Liability Companies which became effective on the same date. Law No. 40/2007 has no effect on the public offering of shares of the Company. The Company has complied with Law No. 40/2007.

In December 2001, the Government had another block sale of 1,200,000,000 shares or 11.9% of the total outstanding Series B shares. In July 2002, the Government further sold a block of 312,000,000 shares or 3.1% of the total outstanding Series B shares.

At the AGM of Stockholders of the Company held on July 30, 2004, the minutes of which were covered by Notarial Deed No. 26 of A. Partomuan Pohan, S.H., LL.M., the Company's stockholders approved the Company's 2-for-1 stock split for Series A Dwiwarna and Series B share. The Series A Dwiwarna share with par value of Rp500 per share was split into 1 Series A Dwiwarna share with par value of Rp250 per share and 1 Series B share with par value of Rp250 per share. The stock split resulted in an increase of the Company's authorized capital stock from 1 Series A Dwiwarna share and 39,999,999,999 Series B shares to 1 Series A Dwiwarna share and 79,999,999,999 Series B shares, and the issued capital stock from 1 Series A Dwiwarna share and 10,079,999,639 Series B shares to 1 Series A Dwiwarna share and 20,159,999,279 Series B shares. After the stock split, each ADS represented 40 Series B shares.

During the Extraordinary General Meeting ("EGM") held on December 21, 2005 and the AGMs held on June 29, 2007, June 20, 2008, and May 19, 2011, the Company's stockholders approved phase I, II, III, and IV plan, respectively, of the Company's program to repurchase its issued Series B shares.

PERUSAHAAN PERSEROAN (PERSERO)
PT TELEKOMUNIKASI INDONESIA Tbk. AND ITS SUBSIDIARIES
NOTES TO THE CONSOLIDATED FINANCIAL STATEMENTS
As of December 31, 2023 and For the Year Then Ended
(Amounts in the tables expressed in billions of Rupiah, unless otherwise stated)

1. GENERAL (continued)

c. Public offering of securities of the Company (continued)

During the period of December 21, 2005 to June 20, 2007, the Company had bought back 211,290,500 shares from the public (stock repurchase program phase I). On July 30, 2013, the Company had sold all such shares.

At the AGM held on April 19, 2013 as covered by Notarial Deed No. 38 dated April 19, 2013 of Ashoya Ratam, S.H., M.Kn., the stockholders approved the changes to the Company's plan on the treasury stock acquired under phase III. At the AGM held on April 19, 2013, the minutes of which were covered by Notarial Deed No. 38 of Ashoya Ratam, S.H., M.Kn., the stockholders approved the Company's 5-for-1 stock split for Series A Dwiwarna and Series B shares. Series A Dwiwarna share with par value of Rp250 per share was split into 1 Series A Dwiwarna share with par value of Rp50 per share and 4 Series B shares with par value of Rp50 per share. The stock split resulted in an increase of the Company's authorized capital stock from 1 Series A Dwiwarna and 79,999,999,999 Series B shares to 1 Series A Dwiwarna and 399,999,999,999 Series B shares. The issued capital stock increased from 1 Series A Dwiwarna and 20,159,999,279 Series B shares to 1 Series A Dwiwarna and 100,799,996,399 Series B shares. After the stock split, each ADS represented 200 Series B shares. Effective from October 26, 2016, the Company change the ratio of Depositary Receipt from 1 ADS representing 200 series B shares to become 1 ADS representing 100 series B shares. Profit per ADS information have been retrospectively adjusted to reflect the changes in the ratio of ADS.

On May 16 and June 5, 2014, the Company deregistered from Tokyo Stock Exchange ("TSE") and delisted from the LSE, respectively.

On December 21, 2015, the Company sold the remaining shares of treasury shares phase III.

On June 29, 2016, the Company sold the treasury shares phase IV.

At the AGM held on April 27, 2018, as covered by Notarial Deed No. 35 dated May 15, 2018, of Ashoya Ratam, S.H., M.Kn., the stockholders approved the changes of the Company's plan on the transfer of shares from the repurchase through the withdrawal of 1,737,779,800 shares of treasury stock, by reducing the issued and paid-up capital from the initial amount of Rp5,040 billion into amount of Rp4,953 billion. Thus, in order to comply with the provisions of Article 33 UU No. 40 of 2007 concerning Limited Liability Companies, the AGM approved the reduction of the Company's authorized capital from the original Rp20,000 billion to Rp19,500 billion, so the Company's total authorized share capital became 1 Series A Dwiwarna and 389,999,999 Series B shares.

As of December 31, 2023, all of the Company's Series B shares are listed on the IDX and 39,734,520 ADS or equivalent to 3,973,451,980 Series B shares are listed on the NYSE (Note 21).

On June 16, 2015, the Company issued Continuous Bonds I Telkom Phase I 2015, with a nominal amount of Rp2,200 billion for Series A with a seven-year period, Rp2,100 billion for Series B with a ten-year period, Rp1,200 billion for Series C with a fifteen-year period, and Rp1,500 billion for Series D with a thirty-year period, which respectively are listed on the IDX (Note 19b).

PERUSAHAAN PERSEROAN (PERSERO)
PT TELEKOMUNIKASI INDONESIA Tbk. AND ITS SUBSIDIARIES
NOTES TO THE CONSOLIDATED FINANCIAL STATEMENTS
As of December 31, 2023 and For the Year Then Ended
(Amounts in the tables expressed in billions of Rupiah, unless otherwise stated)

1. GENERAL (continued)

d. Subsidiaries

As of December 31, 2023 and 2022, the Company has consolidated the following directly and indirectly owned subsidiaries (Notes 2b and 2d):

i. Direct subsidiaries:

Subsidiary	Nature of business	Start year of operation commencement	Percentage of ownership*		Total assets before elimination	
			2023	2022	2023	2022
PT Telekomunikasi Selular ("Telkomsel")**	Mobile telecommunication, fixed broadband, network service, and IPTV	1995	70	65	112,966	100,991
PT Dayamitra Telekomunikasi Tbk. ("Mitratel")	Leasing of towers and digital support services for mobile infrastructure	1995	72	72	57,010	56,072
PT Multimedia Nusantara ("Metra")	Network telecommunication services and multimedia	1998	100	100	18,457	18,710
PT Telekomunikasi Indonesia International ("Telin")	International telecommunication and information services	1995	100	100	15,175	13,949
PT Telkom Satelit Indonesia ("Telkomsat")	Telecommunication - provides satellite communication system and its related services	1996	100	100	7,938	6,470
PT Sigma Cipta Caraka ("Sigma")	Consultation service of hardware computer software	1988	100	100	7,616	8,522
PT Graha Sarana Duta ("GSD")	Developer, trade, service and transportation	1982	100	100	5,614	5,865
PT Telkom Akses ("Telkom Akses")	Construction, service and trade in the field of telecommunication	2013	100	100	4,777	5,308
PT Telkom Data Ekosistem ("TDE")	Data center	1996	100	100	4,059	3,202
PT Metra-Net ("Metra-Net")	Multimedia portal service	2009	100	100	1,654	1,731
PT Infrastruktur Telekomunikasi Indonesia ("Telkom Infra")	Construction, service and trading in the field of telecommunication	2014	100	100	1,261	1,360
PT PINS Indonesia ("PINS")	Telecommunication construction and services	1995	100	100	775	797
PT Napsindo Primatel Internasional ("Napsindo")	Telecommunication - provides Network Access Point ("NAP"), Voice Over Data ("VOD") and other related services	1999; ceased operations on January 13, 2006	60	60	5	5
PT Telkom Infrastruktur Indonesia ("Infracore")	Network telecommunication services and information	not yet operating***	100	-	0	-

*Percentage of ownership amounting to 99.99% is presented with rounding of 100%.

** Refer to Note 1e for details of the Company's ownership changes in Telkomsel.

*** Commencement of commercial operation starts in 2024.

All direct subsidiaries are domiciled in Indonesia.

PERUSAHAAN PERSEROAN (PERSERO)
PT TELEKOMUNIKASI INDONESIA Tbk. AND ITS SUBSIDIARIES
NOTES TO THE CONSOLIDATED FINANCIAL STATEMENTS
As of December 31, 2023 and For the Year Then Ended
(Amounts in the tables expressed in billions of Rupiah, unless otherwise stated)

1. GENERAL (continued)

d. Subsidiaries (continued)

ii. Indirect subsidiaries:

Subsidiary	Nature of business	Start year of operation commencement	Percentage of ownership*		Total assets before elimination	
			2023	2022	2023	2022
PT Metra Digital Investama ("MDI")	Trading, information and multimedia technology, entertainment and investment service	2013	100	100	8,556	9,019
Telekomunikasi Indonesia International Ltd. ("Telin Hong Kong"), domiciled in Hong kong	Investment holding and telecommunication services	2010	100	100	3,842	2,981
Telekomunikasi Indonesia International Pte. Ltd. ("Telin Singapore"), domiciled in Singapore	Telecommunication and related services	2008	100	100	3,499	3,678
PT Infomedia Nusantara ("Infomedia")	Information provider services, contact center and content directory	1984	100	100	2,248	2,268
PT Telkom Landmark Tower ("TLT")	Property development and management services	2012	55	55	1,986	2,100
PT Finnet Indonesia ("Finnet")	Information technology services	2006	60	60	1,761	1,248
PT Persada Sokka Tama ("PST")	Leasing of towers and other telecommunication services	2008	100	100	1,622	1,401
PT Nuon Digital Indonesia ("Nuon")	Digital content exchange hub services	2010	100	100	1,194	1,199
Telekomunikasi Indonesia International (TL) S.A. ("Telkomcel"), domiciled in Timor Leste	Telecommunication networks, mobile, internet, and data services	2012	100	100	1,082	836
PT Telkomsel Mitra Inovasi ("TMI")	Business management consulting and investment services	2019	100	100	1,030	945
PT Metra Digital Media ("MD Media")	Telecommunication information digital media provider	2013	100	100	993	986
PT Telkomsel Ekosistem Digital ("TED")	Business management consulting services and investment and/or investment in other companies	2021	100	100	777	807

*Percentage of ownership amounting to 99.99% is presented with rounding of 100%. Other than those specifically stated, indirect subsidiaries are domiciled in Indonesia.

PERUSAHAAN PERSEROAN (PERSERO)
PT TELEKOMUNIKASI INDONESIA Tbk. AND ITS SUBSIDIARIES
NOTES TO THE CONSOLIDATED FINANCIAL STATEMENTS
As of December 31, 2023 and For the Year Then Ended
(Amounts in the tables expressed in billions of Rupiah, unless otherwise stated)

1. GENERAL (continued)

d. Subsidiaries (continued)

ii. Indirect subsidiaries (continued):

Subsidiary	Nature of business	Start year of operation commencement	Percentage of ownership*		Total assets before elimination	
			2023	2022	2023	2022
PT Administrasi Medika ("Admedika")	Health insurance administration services	2003	100	100	757	632
PT Teknologi Data Infrastruktur ("TDI")	Telecommunication service and data center	2013	60	100	606	7
TS Global Network Sdn. Bhd. ("TSGN"), domiciled in Malaysia	Satellite services	1996	70	70	420	566
PT Swadharma Sarana Informatika ("SSI")	Cash replenishment services and ATM maintenance	2001	51	51	397	458
PT Digital Aplikasi Solusi ("Digiserve")	Communication system services	2014	100	100	341	384
PT Graha Telkomsigma ("GTS")	Management and consultation services	1999	100	100	333	190
PT Nusantara Sukses Investasi ("NSI")	Service and trading	2014	100	100	292	301
PT Graha Yasa Selaras ("GYS")	Tourism and hospitality services	2012	51	51	290	285
PT Nutech Integrasi ("Nutech")	System integrator service	2001	60	60	227	273
Telekomunikasi Indonesia International (USA) Inc. ("Telin USA"), domiciled in USA	Telecommunication and information services	2014	100	100	212	294
PT Collega Inti Pratama ("CIP")	Trading and services	2001	70	70	191	173
PT Media Nusantara Data Global ("MNDG")	Consultation services of hardware, software, data center, and internet exchange	2012	55	55	136	116
Telekomunikasi Indonesia International (Malaysia) Sdn. Bhd. ("Telin Malaysia"), domiciled in Malaysia	Telecommunication and information services	2013	70	70	125	125
Telekomunikasi Indonesia International (Australia) Pty. Ltd. ("Telin Australia"), domiciled in Australia	Telecommunication and information services	2013	100	100	67	33
PT Metra TV ("Metra TV")	Subscription broadcasting services	2013	100	100	50	34

*Percentage of ownership amounting to 99.99% is presented with rounding of 100%. Other than those specifically stated, indirect subsidiaries are domiciled in Indonesia.

PERUSAHAAN PERSEROAN (PERSERO)
PT TELEKOMUNIKASI INDONESIA Tbk. AND ITS SUBSIDIARIES
NOTES TO THE CONSOLIDATED FINANCIAL STATEMENTS
As of December 31, 2023 and For the Year Then Ended
(Amounts in the tables expressed in billions of Rupiah, unless otherwise stated)

1. GENERAL (continued)

d. Subsidiaries (continued)

ii. Indirect subsidiaries (continued):

Subsidiary	Nature of business	Start year of operation commencement	Percentage of ownership*		Total assets before elimination	
			2023	2022	2023	2022
PT Pojok Celebes Mandiri ("PCM")	Travel agent services	2008	100	100	44	33
PT Bosnet Distribution Indonesia ("BDI")	Trade and consultation fast moving consumer goods distribution solution provider	2012	60	60	40	36
PT Metraplaza ("Metraplaza")	Network and e-commerce services	2014; ceased operations on October, 2020	60	60	30	30
NeutraDC Singapore Pte. Ltd. ("NeutraDC Singapore") domiciled in Singapore	Data center	not yet operating***	100	-	-	-

*Percentage of ownership amounting to 99.99% is presented with rounding of 100%

***Commencement of commercial operation starts in 2024.

Other than those specifically stated, indirect subsidiaries are domiciled in Indonesia.

e. Other important informations

i. Telkomsel

On June 27, 2023, the Company signed the Spin-off Decree of IndiHome Business to Telkomsel No. 140 that has been approved by AGM of Stockholders based on Notarial Deed of Ashoya Ratam, S.H., M.Kn., No. 35 dated June 23, 2023. The value of IndiHome Business Segment to be transferred is Rp58,250 billion. Parallel, Singapore Telecom Mobile Pte. Ltd. ("Singtel"), Telkomsel's minority shareholder, also decided to participate in the capital injection in the form of cash to Telkomsel of IDR 2,713 billion. As the result of this, starting from July 1, 2023, the Company's effective ownership in Telkomsel increased from 65% to 69.9% and Singtel's ownership is diluted from 35% to 30.1%.

ii. Mitratel

- (a) On June 2, 2022, Mitratel announced to buyback its shares with a maximum amount of Rp1,000 billion. The buyback period of Mitratel's shares is for three months starting from June 2, 2022 to September 2, 2022. Mitratel has exercised buyback of 885,200,000 of its shares or equivalent to Rp681 billion. On March 6, 2023, Mitratel announced another share buyback of a maximum of Rp1,500 billion. The buyback period for Mitratel's shares starts on April 14, 2023. As of December 31, 2023 Mitratel has conducted a share buyback amounting to 47,700,000 shares or equivalent to Rp31 billion.
- (b) On March 1, 2023, Mitratel and PT Indosat Tbk. ("Indosat") signed a Seller Closing Certificate for the acquisition of 997 Indosat's telecommunications towers amounting to Rp1,648 billion. Mitratel and Indosat also agreed to lease back 983 slots of Indosat's telecommunications towers for 10 years lease period. In addition, as part of the agreement, Indosat has also agreed to deliver order for 3,500 collocations for next 3 years compensate Mitratel for amounted Rp473 billion as commitment and as of December 31, 2023, Mitratel has paid amounted Rp406 billion.
- (c) On November 24, 2023, Mitratel acquired 803 telecommunication towers belonging to PT Gametraco Tunggal for Rp1,753 billion.

PERUSAHAAN PERSEROAN (PERSERO)
PT TELEKOMUNIKASI INDONESIA Tbk. AND ITS SUBSIDIARIES
NOTES TO THE CONSOLIDATED FINANCIAL STATEMENTS
As of December 31, 2023 and For the Year Then Ended
(Amounts in the tables expressed in billions of Rupiah, unless otherwise stated)

1. GENERAL (continued)

e. Other important informations (continued)

iii. Sigma

Based on Notarial Deed No. 120 dated April 19, 2022 of Jimmy Tanal, S.H., M.Kn., the Company acquired Sigma shares from Metra, resulted in 56.39% ownership by the Company and diluting Metra's ownership into 43.61%.

iv. NeutraDC Singapore

Based on Accounting and Corporate Regulatory Authority Singapore ("ACRA") documents, TDE established NeutraDC Singapore which is domiciled in Singapore on December 7, 2023, with 1 share and the par value of SGD 1.

v. Infraco

Based on Notarial Deed No. 26 dated December 8, 2023 of Aulia Taufani, S.H, the Company established PT Telkom Infrastruktur Indonesia ("Infraco").

vi. TDI

Based on Notarial Deed of Jimmy Tanal, SH., MKn No. 201 dated October 25, 2023, the shareholders approved the issuance of 4,825,932 new shares with nominal value per share of Rp 104,438, of which PT Telkom Data Ekosistem took 2,451,319 shares or amounted to Rp256 billion, ST Dynamo ID Pte, Ltd. took 2,077,787 shares or amounted to Rp217 billion and PT Medco Power Indonesia took 296,826 shares or amounted to Rp31 billion. This additional capital contribution diluting TDE's ownership into 60.0% and the dilution effect was recorded as differences in non-controlling interest ownership acquisition transaction of subsidiary amounted to Rp6 billion.

f. Completion and authorization for the issuance of the consolidated financial statements

The Company's management is responsible for the preparation and fair presentation of these consolidated financial statements in accordance with Indonesian Financial Accounting Standards, which have been completed and authorized for issuance by the Board of Directors of the Company on March 22, 2024.

2. SUMMARY OF MATERIAL ACCOUNTING POLICIES INFORMATION

The Group consolidated financial statements have been prepared in accordance with Financial Accounting Standards ("Standar Akuntansi Keuangan" or "SAK") including Indonesian Statement of Financial Accounting Standards ("Pernyataan Standar Akuntansi Keuangan" or "PSAK") and interpretation of Financial Accounting Standards ("Interpretasi Standar Akuntansi Keuangan" or "ISAK") in Indonesia published by the Financial Accounting Standards Board of Institute of Indonesian Chartered Accountants and Regulation No. VIII.G.7 of the Capital Market and Financial Institution Supervisory Agency ("Bapepam-LK") regarding the Presentation and Disclosure of Financial Statements of Issuers or Public Companies, enclosed in the decision letter KEP-347/BL/2012.

a. Basis of preparation of consolidated financial statements

The consolidated financial statements, except for the consolidated statements of cash flows, are prepared on the accrual basis. The measurement basis used is historical cost, except for certain accounts which are measured using the basis mentioned in the relevant notes herein.

The consolidated statements of cash flows are prepared using the direct method and present the changes in cash and cash equivalents from operating, investing, and financing activities.

The reporting currency used in the consolidated financial statements is the Indonesian Rupiah ("Rp") which is also the functional currency of each entity in the Group except for certain subsidiaries which have the functional currency of the United States Dollar, Australian Dollar and Malaysian Ringgit. Figures in the consolidated financial statements which still contain values but below Rp1 billion and US\$1 million, are presented with zeros.

PERUSAHAAN PERSEROAN (PERSERO)
PT TELEKOMUNIKASI INDONESIA Tbk. AND ITS SUBSIDIARIES
NOTES TO THE CONSOLIDATED FINANCIAL STATEMENTS
As of December 31, 2023 and For the Year Then Ended
(Amounts in the tables expressed in billions of Rupiah, unless otherwise stated)

2. SUMMARY OF MATERIAL ACCOUNTING POLICIES INFORMATION (CONTINUED)

a. Basis of preparation of consolidated financial statements (continued)

New accounting standards

On January 1, 2023, the Group adopted the new and revised statement of financial accounting standards and interpretations of financial accounting standards effective from that date. Adjustments to the Group's accounting policies have been made as required, in accordance with the transitional provisions of the respective standards and interpretations. The adoption of the new and revised standards and interpretations did not result in major changes to the Group's accounting policies and had no material effect on the amounts reported for the current or prior financial year:

- i. Amendment PSAK 1: Presentation of Financial Statements
- ii. Amendment PSAK 16: Fixed Assets
- iii. Amendment PSAK 25: Accounting Policies, Changes in Accounting Estimates, and Errors
- iv. Amendment to PSAK 46: Income Tax

Accounting standards issued but not yet effective

Financial Accounting Standards Pillars

These standards provides requirements and guidelines for entities to apply the correct financial accounting standards in preparing general purpose financial statements. There will be 4 (four) financial accounting standards that are currently applied in Indonesia, namely:

- i. Pillar 1 International Financial Accounting Standards,
- ii. Pillar 2 Indonesian Financial Accounting Standards (PSAK),
- iii. Pillar 3 Indonesian Financial Accounting Standards for Private Entities/Indonesian Financial Accounting Standards for Entities without Pubic Accountability, and
- iv. Pillar 4 Indonesian Financial Accounting Standards for Micro Small and Medium Entities.

Financial Accounting Standards Nomenclature

This standard regulates the new numbering for financial accounting standards applicable in Indonesia issued by DSAK IAI.

Effective January 1, 2024

- i. Amendment PSAK 1: Presentation of Financial Statements
This amendment clarifies long-term liabilities with covenant and the classification of liabilities as short-term liabilities or long-term liabilities
- ii. Amendment PSAK 73: Leases
This amendment regulates lease liabilities in sale and leaseback transactions.
- iii. Amendment PSAK 2 Statements of Cash Flow and PSAK 60 Financial Instruments: Disclosures
This amendment explains supplier financing agreements.

Effective January 1, 2025

- i. Amendment PSAK 10: Effect of Changes in Foreign Exchange Rate
This amendment clarifies the lack of interchangeability.

PERUSAHAAN PERSEROAN (PERSERO)
PT TELEKOMUNIKASI INDONESIA Tbk. AND ITS SUBSIDIARIES
NOTES TO THE CONSOLIDATED FINANCIAL STATEMENTS
As of December 31, 2023 and For the Year Then Ended
(Amounts in the tables expressed in billions of Rupiah, unless otherwise stated)

2. SUMMARY OF MATERIAL ACCOUNTING POLICIES INFORMATION (continued)

b. Principles of consolidation

The consolidated financial statements consist of the financial statements of the Company and the subsidiaries over which it has control. Control is achieved when the Group is exposed, or has rights, to variable returns from its involvement with the investee and has the ability to affect those returns through its power over the investee. Specifically, the Group controls an investee if and only if the Group has the power over the investee, exposure or rights, to variable returns from its involvement with the investee, and the ability to use its power over the investee to affect its returns.

Generally, there is a presumption that a majority of voting rights results in control. To support this presumption and when the Group has less than a majority of the voting or similar rights of an investee, the Group considers all relevant facts and circumstances in assessing whether it has power over an investee, including:

- i. The contractual arrangement with the other vote holders of the investee,
- ii. Rights arising from other contractual arrangements, and
- iii. The Group's voting rights and potential voting rights.

The Group re-assesses whether it controls an investee if facts and circumstances indicate that there are changes to one or more of the three elements of control. Consolidation of a subsidiary begins when the Group obtains control over the subsidiary and ceases when the Group loses control over the subsidiary. Assets, liabilities, income, and expenses of a subsidiary acquired or disposed of during the year are included in the consolidated statements of profit or loss and other comprehensive income from the date the Group gains financial control until the date the Group ceases to control the subsidiary.

Profit or loss and each component of other comprehensive income ("OCI") are attributed to the equity holders of the Company and to the non-controlling interests, even if this results in the non-controlling interests having a deficit balance.

All intra-Group assets and liabilities, equity, revenue and expenses and cash flow relating to transactions within Group are fully eliminated on consolidation.

In case of loss of control over a subsidiary, the Group:

- i. derecognizes the assets (including goodwill) and liabilities of the subsidiary at the carrying amounts on the date when it loses control;
- ii. derecognizes the carrying amounts of any non-controlling interests of its former subsidiary on the date when it loses control;
- iii. recognizes the fair value of the consideration received (if any) from the transaction, events, or condition that caused the loss of control;
- iv. recognizes the fair value of any investment retained in the subsidiary at fair value on the date of loss of control; and
- v. recognizes any surplus or deficit in profit or loss that is attributable to the Group.

PERUSAHAAN PERSEROAN (PERSERO)
PT TELEKOMUNIKASI INDONESIA Tbk. AND ITS SUBSIDIARIES
NOTES TO THE CONSOLIDATED FINANCIAL STATEMENTS
As of December 31, 2023 and For the Year Then Ended
(Amounts in the tables expressed in billions of Rupiah, unless otherwise stated)

2. SUMMARY OF MATERIAL ACCOUNTING POLICIES INFORMATION (continued)

c. Transactions with related parties

The Group has transactions with related parties. The definition of related parties used is in accordance with the Bapepam-LK's Regulation No. VIII.G.7 regarding the Presentations and Disclosures of Financial Statements of Issuers or Public Companies, enclosed in the decision letter No. KEP-347/BL/2012. The party which is considered as a related party is a person or entity that is related to the entity that is preparing its financial statements.

Under the Regulation of Bapepam-LK No. VIII.G.7, a government-related entity is an entity that is controlled, jointly controlled or significantly influenced by the government. Government in this context is the Minister of Finance or the Local Government, as the shareholder of the entity.

Key management personnel are identified as the persons having authority and responsibility for planning, directing and controlling the activities of the entity, directly or indirectly, including any director (whether executive or otherwise) of the Group. The related party status extends to the key management of the subsidiaries to the extent they direct the operations of subsidiaries with minimal involvement from the Company's management.

d. Business combinations and goodwill

Business combination is accounted for using the acquisition method. The consideration transferred is measured at fair value, which is the aggregate of the fair value of the assets transferred, liabilities incurred or assumed, and the equity instruments issued in exchange for control of the acquiree. For each business combination, non-controlling interest is measured at fair value or at the proportionate share of the acquiree's identifiable net assets. The choice of measurement basis is made on a transaction-by-transaction basis. Acquisition-related costs are expensed as incurred. The acquiree's identifiable assets and liabilities are recognized at their fair values at the acquisition date.

Goodwill is initially measured at cost, being the excess of the aggregate of the consideration transferred and the amount recognized for non-controlling interests, and any previous interest held, over the net identifiable assets acquired and liabilities assumed. If the fair value of net assets acquired is in excess of the aggregate consideration transferred, the Group re-assesses whether it has correctly identified all of the assets acquired and all of the liabilities assumed, and reviews the procedures used to measure the amounts to be recognized at the acquisition date. If the re-assessment still results in an excess of the fair value of net assets acquired over the aggregate consideration transferred, then the gain is recognized in profit or loss.

When the determination of consideration from a business combination includes contingent consideration, it is measured at its fair value on acquisition date. Contingent consideration is classified either as equity or a financial liability. Amounts classified as a financial liability are subsequently remeasured to fair value with changes in fair value recognized in profit or loss when adjustments are recorded outside the measurement period. Changes in the fair value of the contingent consideration that qualify as measurement period adjustments are adjusted retrospectively, with corresponding adjustments made against goodwill. Measurement-period adjustments are adjustments that arise from additional information obtained during the measurement period, which cannot exceed one year from the acquisition date, about facts and circumstances that existed at the acquisition date.

PERUSAHAAN PERSEROAN (PERSERO)
PT TELEKOMUNIKASI INDONESIA Tbk. AND ITS SUBSIDIARIES
NOTES TO THE CONSOLIDATED FINANCIAL STATEMENTS
As of December 31, 2023 and For the Year Then Ended
(Amounts in the tables expressed in billions of Rupiah, unless otherwise stated)

2. SUMMARY OF MATERIAL ACCOUNTING POLICIES INFORMATION (continued)

d. Business combinations and goodwill (continued)

If the initial accounting for a business combination is incomplete by the end of the reporting period in which the combination occurs, the Group shall report in its consolidated financial statements provisional amounts for the items for which the accounting is incomplete. During the measurement period, the Group shall retrospectively adjust the provisional amounts recognized at the acquisition date to reflect new information obtained about facts and circumstances that existed as of the acquisition date and, if known, would have affected the measurement of the amounts recognized as of that date. The measurement period ends immediately after the Company receives the information about the facts and circumstances that existed at the acquisition date or learns that additional information cannot be obtained. However, the measurement period must not exceed one year from the date of acquisition.

In a business combination achieved in stages, the acquirer remeasures its previously held equity interest in the acquiree at its acquisition-date fair value and recognizes the resulting gain or loss, if any, in profit or loss.

Based on PSAK 38 (Revised 2012), "Common Control Business Combination", the transfer of assets, liabilities, shares or other ownership instruments among the companies under common control would not result in a gain or loss for the Company or individual entity in the same group. Since the restructuring transaction between entities under common control does not result in a change of the economic substance of the ownership of assets, liabilities, shares, or other instruments of ownership, which are exchanged, assets or liabilities transferred are recorded at book value using the pooling-of-interests method.

In applying the pooling-of-interests method, the components of the financial statements for the period during the restructuring occurred must be presented in such a manner as if the restructuring has occurred since the beginning of the earliest period presented. The excess of consideration paid or received over the carrying value of interest acquired, net of income tax, is directly recognized to equity and presented as "Additional Paid-in Capital" under the equity section of the consolidated statement of financial position.

At the initial application of PSAK 38 (Revised 2012), all balances of the Difference In Value of Restructuring Transactions of Entities under Common Control was reclassified to "Additional Paid-in Capital" in the consolidated statement of financial position.

e. Cash and cash equivalents

Cash and short-term deposits in the statement of financial position comprise cash in banks and on hand and short-term highly liquid deposits with a maturity of three months or less, that are readily convertible to a known amount of cash and subject to an insignificant risk of changes in value.

For the purpose of the consolidated statement of cash flows, cash and cash equivalents consist of cash and short-term deposits, as defined above, net of outstanding bank overdrafts as they are considered an integral part of the Group's cash management.

Time deposits with maturities of more than three months but not more than one year are presented as part of "Other current financial assets" in the consolidated statements of financial position (Note 2q).

PERUSAHAAN PERSEROAN (PERSERO)
PT TELEKOMUNIKASI INDONESIA Tbk. AND ITS SUBSIDIARIES
NOTES TO THE CONSOLIDATED FINANCIAL STATEMENTS
As of December 31, 2023 and For the Year Then Ended
(Amounts in the tables expressed in billions of Rupiah, unless otherwise stated)

2. SUMMARY OF MATERIAL ACCOUNTING POLICIES INFORMATION (continued)

f. Inventories

Inventories consist of components, which represent telephone terminals, cables, and other spare parts. Inventories also include Subscriber Identification Module ("SIM") cards, handsets, wireless broadband modems, and prepaid vouchers which are expensed upon sale.

Inventories are valued at the lower of cost and net realizable value. Net realizable value is determined by either estimating the selling price in the ordinary course of business, less estimated cost to sell or determining the prevailing replacement costs.

The costs of inventories consist of the purchase price, import duties, other taxes, transport, handling, and other costs directly attributable to their acquisition.

Cost is determined using the weighted average method.

The amounts of any write-down of inventories below cost to net realizable value and all losses of inventories are recognized as an expense in the period in which the write-down or loss occurs. The amount of any reversal of any write-down of inventories, arising from an increase in net realizable value, is recognized as a reduction in the amount of general and administrative expenses in the year in which the reversal occurs.

Provision for obsolescence is primarily based on the estimated forecast of future usage of these inventory items.

g. Prepaid expenses

Prepaid expenses are amortized over their future beneficial periods using the straight-line method. Prepaid expenses are presented in the consolidated statement of financial position as part of Other current assets and Other non-current assets.

h. Intangible assets

Intangible assets are recognized if it is highly probable that the expected future economic benefits that are attributable to each asset will flow to the Group, and the cost of the asset can be reliably measured.

Intangible assets are stated at cost less accumulated amortization and impairment losses (if any). Intangible assets are amortized over their estimated useful lives. The amortization period and the amortization method for an intangible asset with a finite useful life are reviewed at least at the end of each reporting period. The Group estimates the recoverable value of its intangible assets. When the carrying amount of an intangible asset exceeds its estimated recoverable amount, the asset is written down to its estimated recoverable amount.

Intangible assets except goodwill, are amortized using the straight-line method, based on the estimated useful lives of the intangible assets as follows:

	<u>Years</u>
Software	3-6
License	3-20
Other intangible assets	3-30

Intangible assets are derecognized on disposal, or when no further economic benefits are expected, either from further use or from disposal. The difference between the carrying amount and the net proceeds received from disposal is recognized in the consolidated statements of profit or loss and other comprehensive income.

PERUSAHAAN PERSEROAN (PERSERO)
PT TELEKOMUNIKASI INDONESIA Tbk. AND ITS SUBSIDIARIES
NOTES TO THE CONSOLIDATED FINANCIAL STATEMENTS
As of December 31, 2023 and For the Year Then Ended
(Amounts in the tables expressed in billions of Rupiah, unless otherwise stated)

2. SUMMARY OF MATERIAL ACCOUNTING POLICIES INFORMATION (continued)

i. Property and equipment

Property and equipment are stated at cost less accumulated depreciation, and impairment losses, (if any).

The cost of an item of property and equipment includes: (a) purchase price; (b) any costs directly attributable to bringing the asset to its location and condition; and (c) the initial estimate of the costs of dismantling and removing the item and restoring the site on which it is located. Each part of an item of property and equipment with a cost that is significant in relation to the total cost of the item is depreciated separately.

Property and equipment, except land rights, are depreciated using the straight-line method based on the estimated useful lives of the assets as follows:

	<u>Years</u>
Buildings	15-50
Leasehold improvements	2-10
Switching equipment	3-15
Telegraph, telex, and data communication equipment	5-15
Transmission installation and equipment	3-40
Satellite, earth station, and equipment	3-20
Cable network	5-25
Power supply	3-20
Data processing equipment	3-20
Vehicles	4-8
Other telecommunication peripherals	5
Office equipment	2-5
Other equipment	2-5

Significant expenditures related to leasehold improvements are capitalized and depreciated over the lease term.

The depreciation method, useful life, and residual value of an asset are reviewed at least at each financial year-end and adjusted, if appropriate. The residual value of an asset is the estimated amount that the Group would currently obtain from disposal of the asset, after deducting the estimated costs of disposal, if the asset is already of the age and in the condition expected at the end of its useful life.

Property and equipment acquired in exchange for a non-monetary asset or for a combination of monetary and non-monetary assets are measured at fair value unless, (i) the exchange transaction lacks commercial substance; or (ii) the fair value of neither the asset received, nor the asset given up is measured reliably.

Major spare parts and standby equipment that are expected to be used for more than 12 months are recorded as part of property and equipment.

When assets are retired or otherwise disposed of, their cost and the related accumulated depreciation are derecognized from the consolidated statement of financial position and the resulting gains or losses on the disposal or sale of the property and equipment are recognized in the consolidated statements of profit or loss and other comprehensive income.

Certain computer hardware can not be used without the availability of certain computer software. In such circumstance, the computer software is recorded as part of the computer hardware. If the computer software is independent from its computer hardware, it is recorded as part of intangible assets.

PERUSAHAAN PERSEROAN (PERSERO)
PT TELEKOMUNIKASI INDONESIA Tbk. AND ITS SUBSIDIARIES
NOTES TO THE CONSOLIDATED FINANCIAL STATEMENTS
As of December 31, 2023 and For the Year Then Ended
(Amounts in the tables expressed in billions of Rupiah, unless otherwise stated)

2. SUMMARY OF MATERIAL ACCOUNTING POLICIES INFORMATION (continued)

i. Property and equipment (continued)

The cost of maintenance and repairs are charged to the consolidated statements of profit or loss and other comprehensive income as incurred. Significant renewals and betterments are capitalized to the related property and equipment account.

Property under construction is stated at cost less impairment (if any), until the construction is completed, at which time it is reclassified to the property and equipment account to which it relates. During the construction period until the property is ready for its intended use or sale, borrowing costs, which include interest expense and foreign currency exchange differences incurred on loans obtained to finance the construction of the asset, as long as it meets the definition of a qualifying asset are, capitalized in proportion to the average amount of accumulated expenditures during the period. Capitalization of borrowing cost ceases when the construction is completed, and the asset is ready for its intended use or sale.

j. Leases

The Group assesses at contract inception whether a contract is, or contains, a lease. That is, if the contract conveys the right to control the use of an identified asset for a period of time in exchange for consideration. The lease term corresponds to the non-cancellable period of each contract, except in cases where the Group is reasonably certain of exercising renewal options contractually foreseen.

The Group has made use of the package of practical expedients available under PSAK 73, which among other things:

- the use of a single discount rate to a portfolio of leases with reasonably similar characteristics;
- the accounting for operating leases with a remaining lease term of less than 12 months as short-term leases;
- the exclusion of initial direct costs for the measurement of the right-of-use assets ("ROU") as short-term leases;
- the use of hindsight in determining the lease term where the contract contains options to extend or terminate the lease;
- not to separate non-lease components from lease components, and instead, account for both as a single lease component; and
- not to recognize a lease liability and a ROU asset for leases where the underlying assets are low-value assets (i.e. underlying assets with a maximum value of US\$5,000 or Rp50 million when it is new).

The Group applies the definition of a lease and related guidance set out in PSAK 73 to all lease contracts.

i. The Group as lessee

The Group applies a single recognition and measurement approach for all leases, except for short-term leases and leases of low-value assets. The Group recognizes lease liabilities to make lease payments and ROU assets representing the right to use the underlying assets.

The Group recognizes ROU assets at the commencement date of the lease. ROU assets are measured at cost, less any accumulated amortization and impairment losses, and adjusted for any remeasurement of lease liabilities. The cost of ROU assets includes the amount of lease liabilities recognized, initial direct costs incurred, restoration costs and lease payments made at or before the commencement date less any lease incentives received.

PERUSAHAAN PERSEROAN (PERSERO)
PT TELEKOMUNIKASI INDONESIA Tbk. AND ITS SUBSIDIARIES
NOTES TO THE CONSOLIDATED FINANCIAL STATEMENTS
As of December 31, 2023 and For the Year Then Ended
(Amounts in the tables expressed in billions of Rupiah, unless otherwise stated)

2. SUMMARY OF MATERIAL ACCOUNTING POLICIES INFORMATION (continued)

j. Leases (continued)

i. The Group as lessee (continued)

ROU assets are amortized on a straight-line basis over the shorter of the lease term and the estimated useful lives of the assets, as follows:

	<u>Years</u>
Land rights	1-33
Buildings	1-30
Transmission installation and equipment	1-25
Vehicles	1-6
Others	1-6

If ownership of the leased asset transfers to the Group at the end of the lease term or the cost reflects the exercise of a purchase option, depreciation is calculated using the estimated useful life of the asset. The ROU assets are subject to impairment in accordance with PSAK 48: Impairment of Assets.

Lease liabilities

At the commencement date of the lease, the Group recognizes lease liabilities measured at the present value of lease payments to be made over the lease term. The lease payments include fixed payments (including in substance fixed payments) less any lease incentives receivable, variable lease payments that depend on an index or a rate, and amounts expected to be paid under residual value guarantees. The lease payments also include the exercise price of a purchase option reasonably certain to be exercised by the Group and payments of penalties for terminating the lease, if the lease term reflects the Group exercising the option to terminate. Variable lease payments that do not depend on an index or a rate are recognized as expenses in the period in which the event or condition that triggers the payment occurs.

In calculating the present value of lease payments, the Group uses its incremental borrowing rate at the lease commencement date because the interest rate implicit in the lease is not readily determinable. After the commencement date, the amount of lease liabilities is increased to reflect the accretion of interest and reduced for the lease payments made. In addition, the carrying amount of lease liabilities is remeasured if there is a modification, a change in the lease term, a change in the lease payments, or a change in the assessment of an option to purchase the underlying asset.

Short-term leases with a duration of less than 12 months and low-value assets leases, as well as those lease elements, partially or totally not complying with the principles of recognition defined by PSAK 73 will be treated similarly to operating leases. The Group will recognize those lease payments on a straight-line basis over the lease term in the consolidated statements of profit or loss and other comprehensive income.

PERUSAHAAN PERSEROAN (PERSERO)
PT TELEKOMUNIKASI INDONESIA Tbk. AND ITS SUBSIDIARIES
NOTES TO THE CONSOLIDATED FINANCIAL STATEMENTS
As of December 31, 2023 and For the Year Then Ended
(Amounts in the tables expressed in billions of Rupiah, unless otherwise stated)

2. SUMMARY OF MATERIAL ACCOUNTING POLICIES INFORMATION (continued)

j. Leases (continued)

ii. The Group as lessor

Under PSAK 73, a lessor continues to classify leases as either finance leases or operating leases and account for those two types of leases differently. Leases in which the Group transfers substantially all the risks and rewards incidental to ownership of an asset are classified as finance leases, otherwise it will be classified as operating leases. Lease classification is made at the inception date and is reassessed only if there is a lease modification.

At the commencement date, the Group recognizes assets held under a finance lease at an amount equal to the net investment in the lease and present it as finance lease receivable. The net investment in the lease includes fixed payments (including in substance fixed payments) less any lease incentives receivable, variable lease payments that depend on an index or a rate, and residual value guarantees provided to the lessor by the lessee. The lease payments also include the exercise price of a purchase option reasonably certain to be exercised by the lessee and payments of penalties for terminating the lease, if the lease term reflects the Group exercising the option to terminate.

As required by PSAK 71, an allowance for expected credit loss has been recognized on the finance lease receivables and presented under "Other receivables".

Rental income arising from operating leases is accounted for on a straight-line basis over the lease terms and is included in revenue in the consolidated statement of profit or loss and other comprehensive income due to its operating nature. Initial direct costs incurred in negotiating and arranging an operating lease are added to the carrying amount of the underlying assets and recognized over the lease term on the same basis as rental income. Contingent rents are recognized as revenue in the period in which they are earned.

If an arrangement contains lease and non-lease components, the Group applies PSAK 72 Revenue from Contracts with Customers to allocate the consideration in the contract. Revenue arising from operating lease is recorded as Revenue from lessor transactions (Note 2n).

k. Deferred charges - land rights

Costs incurred to process the initial legal land rights are recognized as part of the property and equipment and are not amortized. Costs incurred to process the extension or renewal of legal land rights are deferred and amortized using the straight-line method over the shorter of the legal term of the land rights or the economic life of the land.

PERUSAHAAN PERSEROAN (PERSERO)
PT TELEKOMUNIKASI INDONESIA Tbk. AND ITS SUBSIDIARIES
NOTES TO THE CONSOLIDATED FINANCIAL STATEMENTS
As of December 31, 2023 and For the Year Then Ended
(Amounts in the tables expressed in billions of Rupiah, unless otherwise stated)

2. SUMMARY OF MATERIAL ACCOUNTING POLICIES INFORMATION (continued)

I. Borrowings

Borrowings are recognized initially at fair value, net of transaction costs incurred. Borrowings are subsequently carried at amortized cost; any difference between the proceeds (net of transaction costs) and the redemption value is recognized in the consolidated statements of profit or loss and other comprehensive income over the period of the borrowings using the effective interest method.

Fees paid on obtaining loan facilities are recognized as transaction costs of the loan to the extent that it is probable that some or all of the facilities will be drawn down. In this case, the fee is deferred until the drawdown occurs. To the extent there is no evidence that it is probable that some or all of the facilities will be drawn down, the fee is capitalized as a prepayment for liquidity services and amortized over the period of the facilities to which it relates.

m. Foreign currency translations

Transactions in foreign currencies are translated into Indonesian Rupiah at the Reuters' mid rates of exchange prevailing at transaction date. At the consolidated statements of financial position dates, monetary assets and liabilities denominated in foreign currencies are translated into Indonesian Rupiah based on the buy and sell rates quoted by Reuters prevailing at the consolidated statements of financial position dates, as follows (in full amount):

	2023		2022	
	Buy	Sell	Buy	Sell
United States Dollar ("US\$") 1	15,396	15,401	15,567	15,571
Australian Dollar ("AU\$") 1	10,499	10,505	10,583	10,589
Singapore Dollar ("SGD") 1	11,666	11,673	11,614	11,622
New Taiwan Dollar ("TWD") 1	501.32	501.53	508.15	508.47
Euro ("EUR") 1	17,025	17,036	16,623	16,635
Japanese Yen ("JPY") 1	108.78	108.82	118.12	118.17
Malaysian Ringgit ("MYR") 1	3,350	3,359	3,529	3,539
Hong Kong Dollar ("HKD") 1	1,971	1,971	1,996	1,997
Myanmar Kyart ("MMK") 1	7.31	7.35	7.39	7.44

The result of foreign exchange gains or losses, realized and unrealized, are credited or charged to the consolidated statements of profit or loss and other comprehensive income of the current year, except for foreign exchange differences incurred on borrowings during the construction of qualifying assets which are capitalized to the extent that the borrowings can be attributed to the construction of those qualifying assets (Note 2i).

PERUSAHAAN PERSEROAN (PERSERO)
PT TELEKOMUNIKASI INDONESIA Tbk. AND ITS SUBSIDIARIES
NOTES TO THE CONSOLIDATED FINANCIAL STATEMENTS
As of December 31, 2023 and For the Year Then Ended
(Amounts in the tables expressed in billions of Rupiah, unless otherwise stated)

2. SUMMARY OF MATERIAL ACCOUNTING POLICIES INFORMATION (continued)

n. Revenue and expense recognition

Revenue from contract with customers

PSAK 72 establishes a comprehensive framework to determine how, when, and how much revenue is to be recognized. The standard provides a single principles-based five-step model for the determination and recognition of revenue to be applied to all contracts with customers. The standard also provides specific guidance requiring certain types of costs to obtain and/or fulfil a contract to be capitalized and amortized on a systematic basis that is consistent with the transfer to the customer of the goods or services to which the capitalized cost relates.

Below is the summary of the Group's revenue recognition accounting policy for each revenue stream:

i. Mobile

Revenue from mobile primarily comprises of revenue from cellular service which among others: telephone service, interconnection service, internet and data service and Short Messaging Services ("SMS") service. Those services are offered on postpaid or prepaid basis.

For prepaid services, initial package sales (also known as SIM cards and initial charging vouchers) and top-up vouchers are initially recognized as contract liabilities. The Group recognizes contract assets for the services from postpaid customers that have not been billed.

All mobile services revenues are recognized based on output method, either per actual usage or allowance unit used (if services sold in plan basis), because the customer simultaneously receives and consumes the benefits provided by the Group.

For services sold in bundled plan, total consideration is allocated to performance obligations based on stand-alone selling price for each of product and/or service. The Group estimates the stand-alone selling price using the price enacted if the services are sold on a stand-alone basis. Most bundled plans sold by the Group only include services which are generally satisfied over the same period of time. Therefore, the revenue recognition pattern is generally not impacted by the allocation.

The consideration that is received is allocated between the telecommunication services sold and the points issued, with the consideration allocated to points that are equal to its fair value. The fair value of points issued is deferred and recognized as revenue when the points are redeemed, expired, or when the program is terminated.

ii. Consumer

Revenue from consumer primarily comprises of revenue from fixed telephone and IndiHome services. Revenues from fixed telephone service are derived from customer who subscribes to fixed telephone service only, while revenues from IndiHome service are derived from customer who subscribes to internet services or to bundled package with combination of consumer service (i.e. telephone, internet and data, and paid TV). Those services are offered on a postpaid basis and billed in the following month. The Group applies terms and conditions that requires the customer to pay substantive early termination penalty if the customer's contract is ended at the customer's request and/or fault within the first 12 months after the service is activated. After the initial 12-month period, customer can decide to stop subscribing in accordance with the applicable terms and conditions without incurring any penalties. In accordance with PSAK 72, the contract period is 12 months, which is then followed by a monthly contract.

All consumer services are recognized using the output method based on the customer's actual usage or time elapsed basis as the customer simultaneously receives and consumes the benefits provided by the Group.

PERUSAHAAN PERSEROAN (PERSERO)
PT TELEKOMUNIKASI INDONESIA Tbk. AND ITS SUBSIDIARIES
NOTES TO THE CONSOLIDATED FINANCIAL STATEMENTS
As of December 31, 2023 and For the Year Then Ended
(Amounts in the tables expressed in billions of Rupiah, unless otherwise stated)

2. SUMMARY OF MATERIAL ACCOUNTING POLICIES INFORMATION (continued)

n. Revenue and expense recognition (continued)

Revenue from contract with customers (continued)

ii. Consumer (continued)

Customers required to pay an upfront fee at the commencement of the contract. The upfront fee is considered to be a material right because the customer is not required to pay an upfront fee when the customer renews the service beyond the original contract period. The Group values the renewal option in the amount of the consideration received from the upfront fee for the installation service. The Group defers the amount of renewal option as contract liabilities and recognizes it as revenue on a straight-line basis over the expected customer life. The Group estimates the expected customer life based on the historical information and customer trends and updates the evaluation on an annual basis.

iii. Enterprise

Revenue from enterprise customers primarily comprises of revenue from providing telephone service, internet and data, information technologies, and other services (e.g. manage service, call center service, e-health, e-payment, and others). Some of the contracts with enterprise customers are bespoke in nature.

Revenues from enterprise customers are recognized overtime using output method based on actual usage or time elapsed if the provision of service does not depend on usage (i.e. minute of voice, kilobyte of data, etc.), except for sales of goods which are recognized at a point in time, because the customer simultaneously receives and consumes the benefits provided by the Group. Revenues for performance obligations that are satisfied at a point in time is recognized when control of goods is transferred to the customer, typically when the customer has physical possession of the goods.

Some of the arrangements in enterprise customers are offered as bundled arrangements. For bundled arrangements, the product and/or service in the contract is accounted for as a single performance obligation when it is separately identifiable from other promises in the contract and the customer can benefit from the product/service on its own. The total consideration is allocated to each distinct performance obligation that has been included in the contract, based on its stand-alone selling price. The stand-alone selling price is determined according to the observable prices at which individual product and/or service are sold separately, adjusted for market conditions and normal discounts as appropriate. Alternatively, when the observable prices are not available, the expected cost-plus margin approach is used to determine the stand-alone selling prices.

Certain contracts with enterprise customers may give rise to variable consideration as the contract price depends on a future event (e.g. usage based contract or revenue-share based contract). In estimating the variable consideration, the Group is required to use either the expected value method or the most likely amount method based on the method that better predicts the amount of consideration to which it will be entitled. The Group determines that the most expected value method is the appropriate method to use in estimating the variable consideration for a single contract with a large number of possible outcomes.

Before including any amount of variable consideration in the transaction price, the Group considers whether the amount of variable consideration is constrained. The Group determines that the estimates of variable consideration are not constrained based on its historical experience, business forecast, and the current economic conditions and only includes variable consideration to the extent that it is highly probable that a significant reversal in the amount of cumulative revenue recognized will not occur when the uncertainty associated with the variable consideration is subsequently resolved.

PERUSAHAAN PERSEROAN (PERSERO)
PT TELEKOMUNIKASI INDONESIA Tbk. AND ITS SUBSIDIARIES
NOTES TO THE CONSOLIDATED FINANCIAL STATEMENTS
As of December 31, 2023 and For the Year Then Ended
(Amounts in the tables expressed in billions of Rupiah, unless otherwise stated)

2. SUMMARY OF MATERIAL ACCOUNTING POLICIES INFORMATION (continued)

n. Revenue and expense recognition (continued)

Revenue from contract with customers (continued)

iii. Enterprise (continued)

When another party is involved in providing products and/or services to a customer, the Group is the principal if it controls the specified products and/or services before those products and/or services are transferred to the customer. Revenues are recorded on the net amount that has been retained (the amount paid by the customer less the amount paid to the suppliers), when, in substance, the Group has acted as agent and earned commission from the suppliers of the products and/or services sold.

iv. Wholesale and International Business (“WIB”)

Revenue from WIB is mainly comprises of interconnections service for interconnection of other telecommunications carriers’ subscriber calls to the Group’s subscribers (incoming call) and calls between other telecommunications carriers subscribers through the Group’s network (transit) and network service with other telecommunications carriers. All of these services are recognized based on the output method using the basis of the actual recorded traffic for the month.

Contract assets

A contract asset is initially recognized for revenue earned from delivery of goods or services because the receipt of consideration is conditional on certain milestones or upon completion of the project. Upon completion of the milestones or the project, the amount recognized as contract assets is reclassified to trade receivables.

Contract assets are subject to impairment assessment.

Contract liabilities

A contract liability is recognized if a payment is received or a payment is due (whichever is earlier) from a customer before the Group transfers the related goods or services. Contract liabilities are recognized as revenue when the Group performs under the contract (i.e., transfers control of the related goods or services to the customer).

Incremental cost of obtaining/fulfilling contract with customers

The incremental costs of obtaining/fulfilling contracts with customers, which principally are comprised of sales commissions and contract fulfilment costs, are initially recognized on the consolidated statements of financial position as contract costs. These costs are subsequently amortized on a systematic basis that is consistent with the period and pattern of transfer to the customer of the related products or services. Costs that do not qualify as costs of obtaining/fulfilling contract with customers are expensed as incurred or in accordance with other relevant standards.

At the end of each reporting year, the Group evaluates whether there is an indication that capitalized contract costs may be impaired. An impairment exists when the carrying amount of the contract costs exceeds the amount expected to be received in exchange for goods and services. When impairment exists, an impairment loss is recognized in profit or loss.

PERUSAHAAN PERSEROAN (PERSERO)
PT TELEKOMUNIKASI INDONESIA Tbk. AND ITS SUBSIDIARIES
NOTES TO THE CONSOLIDATED FINANCIAL STATEMENTS
As of December 31, 2023 and For the Year Then Ended
(Amounts in the tables expressed in billions of Rupiah, unless otherwise stated)

2. SUMMARY OF MATERIAL ACCOUNTING POLICIES INFORMATION (continued)

n. Revenue and expense recognition (continued)

Revenue from lessor transactions

Revenue from lessor transactions comprises of revenue from telecommunication tower operating leases and other rental. Rental income is recognized on a straight-line basis over the lease term and is included in revenue in the statement of profit or loss due to its operating nature.

Expenses

Expenses are recognized as they are incurred.

o. Employee benefits

i. Short-term employee benefits

All short-term employee benefits which consist of salaries and related benefits, vacation pay, incentives and other short-term benefits are recognized as expense on undiscounted basis when employees have rendered service to the Group.

ii. Post-employment benefit plans and other long-term employee benefits

Post-employment benefit plans consist of funded and unfunded defined benefit pension plans, defined contribution pension plan, other post-employment benefits, post-employment health care benefit plan, defined contribution health care benefit plan and obligations under the Labor Law.

Other long-term employee benefits consist of Long Service Awards (“LSA”), Long Service Leave (“LSL”), and pre-retirement benefits.

The cost of providing benefits under post-employment benefit plans and other long-term employee benefits calculation is performed by an independent actuary using the projected unit credit method.

The net obligations in respect of the defined pension benefit plans and post-retirement health care benefit plans are calculated at the present value of estimated future benefits that the employees have earned in return for their service in the current and prior periods less the fair value of plan assets. The present value of the defined benefit obligation is determined by discounting the estimated future cash outflows using interest rates of Government bonds that are denominated in the currencies in which the benefits will be paid and that have terms to maturity approximating the terms of the related retirement benefit obligation. Government bonds are used as there are no deep markets for high quality corporate bonds.

Plan assets are assets owned by defined benefit pension plan and post-retirement health care benefits plan as well as qualifying insurance policy. The assets are measured at fair value as of reporting dates. The fair value of qualifying insurance policy is deemed to be the present value of the related obligations (subject to any reduction required if the amounts receivable under the insurance policies are not recoverable in full).

Remeasurement, comprising of actuarial gain and losses, the effect of the asset ceiling (excluding amounts included in net interest on the net defined benefit liability (asset)) and the return on plan assets (excluding amounts included in net interest on the net defined benefit liability (asset)) are recognized immediately in the consolidated statements of financial position with a corresponding debit or credit to retained earnings through OCI in the period in which they occur. Remeasurements are not reclassified to profit or loss in subsequent periods.

Past service costs are recognized immediately in profit or loss on the earlier of:

- (a) the date of plan amendment or curtailment ; and
- (b) the date that the Group recognized restructuring-related costs.

PERUSAHAAN PERSEROAN (PERSERO)
PT TELEKOMUNIKASI INDONESIA Tbk. AND ITS SUBSIDIARIES
NOTES TO THE CONSOLIDATED FINANCIAL STATEMENTS
As of December 31, 2023 and For the Year Then Ended
(Amounts in the tables expressed in billions of Rupiah, unless otherwise stated)

2. SUMMARY OF MATERIAL ACCOUNTING POLICIES INFORMATION (continued)

o. Employee benefits (continued)

ii. Post-employment benefit plans and other long-term employee benefits (continued)

Net interest is calculated by applying the discount rate to the net defined benefit liabilities or assets.

Gains or losses on curtailment are recognized when there is a commitment to make a material reduction in the number of employees covered by a plan or when there is an amendment of defined benefit plan terms such as that a material element of future services to be provided by current employees will no longer qualify for benefits, or will qualify only for reduced benefits.

Gains or losses on settlement are recognized when there is a transaction that eliminates all further legal or constructive obligation for part or all of the benefits provided under a defined benefit plan (other than the payment of benefit in accordance with the program and included in the actuarial assumptions).

For defined contribution plans, the regular contributions constitute net periodic costs for the period in which they are due and, as such, are included in "personnel expenses" as they become payable.

In April 2022, the Institute of Indonesia Chartered Accountants' Accounting Standard Board issued a press release regarding attribution of benefits to periods of service in accordance with PSAK 24: Imbalan Kerja which was adopted from IAS 19 Employee Benefits. The press release conveyed the information that the fact pattern of the pension program based on the Labor Law currently enacted in Indonesia is similar to those responded and concluded in the IFRS Interpretation Committee ("IFRIC") Agenda Decision Attributing Benefit to Periods of Service IAS 19. The Group has adopted the said press release and accordingly changed its accounting policy regarding attribution of benefits to periods of service previously applied.

In prior years, the Group attributed benefits under the defined benefit plan's benefit formula to periods of service from the date when employees provide their services until their retirement age. The Group changed the policy for attributing benefits under the plan to the date when employee service first leads to benefits under the plan until the date when further employee service will lead to no material amount of further benefits under the plan.

PERUSAHAAN PERSEROAN (PERSERO)
PT TELEKOMUNIKASI INDONESIA Tbk. AND ITS SUBSIDIARIES
NOTES TO THE CONSOLIDATED FINANCIAL STATEMENTS
As of December 31, 2023 and For the Year Then Ended
(Amounts in the tables expressed in billions of Rupiah, unless otherwise stated)

2. SUMMARY OF MATERIAL ACCOUNTING POLICIES INFORMATION (continued)

p. Taxes

Income tax

Current and deferred income taxes are recognized as income or an expense and included in the consolidated statements of profit or loss and other comprehensive income, except to the extent that the income tax arises from a transaction or event which is recognized directly in equity, in which case, the income tax is recognized directly in equity.

Current income tax assets and liabilities are measured at the amounts expected to be recovered or paid by using the tax rates and tax laws that have been enacted or substantively enacted at each reporting date. Management periodically evaluates positions taken in Annual Tax Returns ("*Surat Pemberitahuan Tahunan*" / "*SPT Tahunan*") with respect to situations in which applicable tax regulation is subject to interpretation. Where appropriate, management establishes provisions based on the amounts expected to be paid to the Tax Authorities.

Tax assessment

Amendment to taxation obligation is recorded when an assessment letter ("*Surat Ketetapan Pajak*" or "SKP") is received or, if appealed against, when the results of the appeal have been determined. The additional taxes and penalty imposed through an SKP are recognized as revenue or expense in the current year profit or loss, unless objection/appeal is taken. The additional taxes and penalty imposed through the SKP are deferred as long as they meet the asset recognition criteria.

Deferred tax

The Group recognizes deferred tax assets and liabilities for temporary differences between the financial and tax bases of assets and liabilities at each reporting date. The Group also recognizes deferred tax assets resulting from the recognition of future tax benefits, such as the benefit of tax losses carried forward to the extent their future realization is probable. Deferred tax assets and liabilities are measured using enacted or substantively enacted tax rates and tax laws at each reporting date which are expected to apply to taxable income in the years in which those temporary differences are expected to be recovered or settled.

The carrying amount of deferred tax assets is reviewed at each reporting date and reduced if it is no longer probable that sufficient taxable profit will be available to compensate part or all of the benefits of deferred tax assets. Unrecognized deferred tax assets are re-assessed at each reporting date and recognized if it is probable that future taxable profits will be available for recovery. Tax deductions arising from the reversal of deferred tax assets are excluded from estimates of future taxable income.

Deferred tax transactions which are recognized outside profit or loss. Therefore, deferred taxes on these transactions are recognized either in other comprehensive income or recognized directly in equity.

Deferred tax assets and liabilities are offset in the consolidated statements of financial position, if and only if it has a legally enforceable right to set off current tax assets and liabilities and the deferred tax assets and liabilities relate to income taxes levied by the same Tax Authority on either the same taxable entity or different taxable entities which intend either to settle current tax liabilities and assets on a net basis, or to realize the assets and settle the liabilities simultaneously, in each future period in which significant amounts of deferred tax assets or liabilities are expected to be recovered or settled.

PERUSAHAAN PERSEROAN (PERSERO)
PT TELEKOMUNIKASI INDONESIA Tbk. AND ITS SUBSIDIARIES
NOTES TO THE CONSOLIDATED FINANCIAL STATEMENTS
As of December 31, 2023 and For the Year Then Ended
(Amounts in the tables expressed in billions of Rupiah, unless otherwise stated)

2. SUMMARY OF MATERIAL ACCOUNTING POLICIES INFORMATION (continued)

p. Taxes (continued)

Value Added Tax ("VAT")

Revenues, expenses and assets are recognized net of the VAT amount except:

- i. VAT arising from the purchase of assets or services that cannot be credited by the Tax Office, which VAT is recognized as part of the acquisition cost of the asset or as part of the applied expenses; and
- ii. Receivables and payables are presented including the amount of VAT.

Uncertainty over income tax

ISAK 34: Uncertainty Over Income Tax Treatments stated that the recognition and measurement of tax assets and liabilities that contain uncertainty over income tax are determined by considering whether to be treated separately or together, the assumptions used in the examination of tax treatments by the Tax Authorities, consideration the probability that the Tax Authorities will accept uncertain tax treatment and re-consideration or estimation if there is a change in facts and circumstances.

If the acceptance of the tax treatment by the Tax Authorities is probable, the measurement is in line with income tax fillings. If the acceptance of the tax treatment by the Tax Authorities is not probable, the Group measures its tax balances using the method that provides the better predict of resolution (i.e. most likely amount or expected value).

Final tax

Indonesian tax regulations impose final tax on several types of transactions based on the gross value of the transaction. Therefore, final tax which is charged based on such transaction remains subject to tax even though the tax payer incurred a loss on the transaction.

Final tax on construction services and lease are presented as part of "Other income - net".

q. Financial instruments

The Group classifies financial instruments into financial assets and financial liabilities. A financial instrument is any contract that gives rise to a financial asset of one entity and a financial liability or equity instrument of another entity.

i. Financial assets

Initial recognition and measurement

Financial assets are classified, at initial recognition, and subsequently measured at amortized cost, fair value through OCI ("FVTOCI"), and fair value through profit or loss ("FVTPL").

The classification of financial assets at initial recognition depends on the financial asset's contractual cash flow characteristics and the Group's business model for managing them. With the exception of trade receivables that do not contain a significant financing component of for which the Group has applied the practical expedient, the Group initially measures a financial asset at its fair value plus, in the case of a financial asset not at FVTPL, transactions costs. Trade receivables that do not contain a significant financing component or which the Group has applied the practical expedient are measured at the transaction price in determined under PSAK 72.

PERUSAHAAN PERSEROAN (PERSERO)
PT TELEKOMUNIKASI INDONESIA Tbk. AND ITS SUBSIDIARIES
NOTES TO THE CONSOLIDATED FINANCIAL STATEMENTS
As of December 31, 2023 and For the Year Then Ended
(Amounts in the tables expressed in billions of Rupiah, unless otherwise stated)

2. SUMMARY OF MATERIAL ACCOUNTING POLICIES INFORMATION (continued)

q. Financial instruments (continued)

i. Financial assets (continued)

In order for a financial asset to be classified and measured at amortized cost or FVTOCI, it needs to give rise to cash flows that are solely payments of principal and interest on the principal amount outstanding. This assessment is referred to as the solely payments of principal and interest (“SPPI”) test and is performed at instrument level.

The Group’s business model for managing financial assets refers to how it manages its financial assets in order to generate cash flows. The business model determines whether cash flows will result from collecting contractual cash flows, selling the financial assets, or both.

Purchases or sales of financial assets that require delivery of assets within a time frame established by regulation or convention in the marketplace (regular way trades) are recognized on the trade date, i.e., the date that the Group commits to buy or sell the asset.

Subsequent measurement

For purposes of subsequent measurement, financial assets are classified in four categories:

(a) Financial assets at amortized cost (debt instruments)

The Group measures financial assets at amortized cost if both of the following conditions are met:

- The financial asset is held within a business model with the objective to hold financial assets in order to collect contractual cash flows; and
- The contractual terms of the financial asset give rise on specified dates to cash flows that are solely payments of principal and interest on the principal amount outstanding.

Financial assets at amortized cost are subsequently measured using the effective interest rate (“EIR”) method and are subject to impairment. Gains and losses are recognized in profit or loss when the asset is derecognized, modified or impaired. The Group’s financial assets at amortized cost consist of cash and cash equivalents, other current financial assets, trade and other receivables, and other non-current assets.

(b) Financial assets at FVTOCI with recycling of cumulative gains and losses (debt instruments)

The Group measures debt instruments at FVTOCI if both of the following conditions are met:

- The financial asset is held within a business model with the objective of both holding to collect contractual cash flows and selling; and
- The contractual terms of the financial asset give rise on specified dates to cash flows that are solely payments of principal and interest on the principal amount outstanding.

For debt instruments at FVTOCI, interest income, foreign exchange revaluation, and impairment losses or reversals are recognized in the statement of profit or loss and computed in the same manner as for financial assets measured at amortized cost. The remaining fair value changes are recognized in OCI. Upon derecognition, the cumulative fair value change recognized in OCI is recycled to profit or loss.

The Group has no debt instruments classified at FVTOCI with recycling of cumulative gains and losses as of December 31, 2023 and 2022.

PERUSAHAAN PERSEROAN (PERSERO)
PT TELEKOMUNIKASI INDONESIA Tbk. AND ITS SUBSIDIARIES
NOTES TO THE CONSOLIDATED FINANCIAL STATEMENTS
As of December 31, 2023 and For the Year Then Ended
(Amounts in the tables expressed in billions of Rupiah, unless otherwise stated)

2. SUMMARY OF MATERIAL ACCOUNTING POLICIES INFORMATION (continued)

q. Financial instruments (continued)

i. Financial assets (continued)

Subsequent measurement (continued)

- (c) Financial assets designated at FVTOCI with no recycling of cumulative gains and losses upon derecognition (equity instruments)

Upon initial recognition, the Group can elect to classify irrevocably its equity investments as equity instruments designated at FVTOCI when they meet the definition of equity under PSAK 71 and are not held for trading. The classification is determined on an instrument-by-instrument basis. Gains and losses on these financial assets are never recycled to profit or loss. Dividends are recognized as other income in the statement of profit or loss when the right of payment has been established, except when the Group benefits from such proceeds as a recovery of part of the cost of the financial asset, in which case, such gains are recorded in OCI. Equity instruments designated at FVTOCI are not subject to impairment assessment. The Group's financial assets at this category consists of long-term investment in financial instruments.

- (d) Financial assets at FVTPL

Financial assets at FVTPL include financial assets held for trading, financial assets designated upon initial recognition at FVTPL, or financial assets mandatorily required to be measured at fair value. Financial assets are classified as held for trading if they are acquired for the purpose of selling or repurchasing in the near term. Derivatives, including separated embedded derivatives, are also classified as held for trading unless they are designated as effective hedging instruments. Financial assets with cash flows that are not solely payments of principal and interest ("SPPI") are classified and measured at FVTPL, irrespective of the business model. Notwithstanding the criteria for debt instruments to be classified at amortized cost or at FVTOCI, as described above, debt instruments may be designated at FVTPL on initial recognition if doing so eliminates, or significantly reduces, an accounting mismatch.

Financial assets at FVTPL are carried in the statement of financial position at fair value with net changes in fair value recognized in the statement of profit or loss. The Group's financial assets at FVTPL consists of other long-term investment in financial instruments and other current financial assets.

Expected credit losses ("ECL")

The Group recognizes an allowance for ECL for all debt instruments not held at FVTPL. ECL are based on the difference between the contractual cash flows due in accordance with the contract and all the cash flows that the Group expects to receive, discounted at an approximation of the original effective interest rate. The expected cash flows will include cash flows from the sale of collateral held or other credit enhancements that are integral to the contractual terms.

PERUSAHAAN PERSEROAN (PERSERO)
PT TELEKOMUNIKASI INDONESIA Tbk. AND ITS SUBSIDIARIES
NOTES TO THE CONSOLIDATED FINANCIAL STATEMENTS
As of December 31, 2023 and For the Year Then Ended
(Amounts in the tables expressed in billions of Rupiah, unless otherwise stated)

2. SUMMARY OF MATERIAL ACCOUNTING POLICIES INFORMATION (continued)

q. Financial instruments (continued)

i. Financial assets (continued)

Expected credit losses (“ECL”) (continued)

ECL are recognized in two stages. For credit exposures for which there has not been a significant increase in credit risk since initial recognition, ECL are provided for credit losses that result from default events that are possible within the next 12-months (a 12-month ECL). For those credit exposures for which there has been a significant increase in credit risk since initial recognition, a loss allowance is required for credit losses expected over the remaining life of the exposure, irrespective of the timing of the default (a lifetime ECL).

For trade receivables and contract assets, the Group applies a simplified approach in calculating ECL. Therefore, the Group does not track changes in credit risk, but instead recognizes a loss allowance based on lifetime ECL at each reporting date. The Group has established a provision model that is based on its historical credit loss experience, adjusted for forward-looking factors specific to the debtors and the economic environment.

The Group considers a financial asset in default when contractual payments are 90 days past due. However, in certain cases, the Group may also consider a financial asset to be in default when internal or external information indicates that the Group is unlikely to receive the outstanding contractual amounts in full before taking into account any credit enhancements held by the Group. Trade receivables are written-off when there is low possibility of recovering the contractual cash flow, after all collection efforts have been done and have been fully provided for allowance.

ii. Financial liabilities

Initial recognition and measurement

Financial liabilities are classified, at initial recognition, as financial liabilities at fair value through profit or loss, loans and borrowings, payables or as derivatives designated as hedging instruments in an effective hedge, as appropriate.

All financial liabilities are recognized initially at fair value and, in the case of loan and borrowings and payables, net of directly attributable transaction costs.

The Group classifies its financial liabilities as: (i) financial liabilities at FVTPL or (ii) financial liabilities measured at amortized cost.

The Group’s financial liabilities include trade and other payables, accrued expenses, customer deposits, interest-bearing loans, and lease liabilities. Interest-bearing loans consist of short-term bank loans, two-step loans, bonds and medium-term note, long-term bank loans, and other borrowings.

PERUSAHAAN PERSEROAN (PERSERO)
PT TELEKOMUNIKASI INDONESIA Tbk. AND ITS SUBSIDIARIES
NOTES TO THE CONSOLIDATED FINANCIAL STATEMENTS
As of December 31, 2023 and For the Year Then Ended
(Amounts in the tables expressed in billions of Rupiah, unless otherwise stated)

2. SUMMARY OF MATERIAL ACCOUNTING POLICIES INFORMATION (continued)

q. Financial instruments (continued)

ii. Financial liabilities (continued)

Subsequent measurement

The measurement of financial liabilities depends on their classification, as described below:

(a) Financial liabilities at FVTPL

Financial liabilities at FVTPL include financial liabilities held for trading and financial liabilities designated upon initial recognition as at FVTPL. Financial liabilities are classified as held for trading if they are incurred for the purpose of repurchasing in the near term. This category also includes derivative financial instruments entered into by the Group that are not designated as hedging instruments in hedge relationships. Separated embedded derivatives are also classified as held for trading unless they are designated as effective hedging instruments. Gains or losses on liabilities held for trading are recognized in the statement of profit or loss.

Financial liabilities designated upon initial recognition at FVTPL are designated at the initial date of recognition, and only if the criteria in PSAK 71 are satisfied. The Group has not designated any financial liability as at FVTPL.

(b) Financial liabilities measured at amortized cost

This is the category most relevant to the Group. After initial recognition, interest-bearing loans and other borrowings are subsequently measured at amortized cost using the EIR method. Gains and losses are recognized in profit or loss when the liabilities are derecognized as well as through the EIR amortization process. Amortized cost is calculated by taking into account any discount or premium on acquisition and fees or costs that are an integral part of the EIR. The EIR amortization is included as finance costs in the statement of profit or loss. This category generally applies to interest-bearing loans and other borrowings. For more information, refer to Note 19.

iii. Offsetting financial instruments

Financial assets and liabilities are offset and the net amount is reported in the consolidated statements of financial position when there is a legally enforceable right to offset the recognized amounts and there is an intention to settle them on a net basis, or realize the assets and settle the liabilities simultaneously. The right of offset must not be contingent on a future event and must be legally enforceable in all of the following circumstances:

- (a) the normal course of business;
- (b) the event of default; and
- (c) the event of insolvency or bankruptcy of the Group and all of the counterparties.

iv. Derecognition of financial instruments

The Group derecognizes a financial asset when the contractual rights to the cash flows from the financial asset expire, or when the Group transfers substantially all the risks and rewards of ownership of the financial asset.

The Group derecognizes a financial liability when the obligation specified in the contract is discharged or cancelled or has expired.

PERUSAHAAN PERSEROAN (PERSERO)
PT TELEKOMUNIKASI INDONESIA Tbk. AND ITS SUBSIDIARIES
NOTES TO THE CONSOLIDATED FINANCIAL STATEMENTS
As of December 31, 2023 and For the Year Then Ended
(Amounts in the tables expressed in billions of Rupiah, unless otherwise stated)

2. SUMMARY OF MATERIAL ACCOUNTING POLICIES INFORMATION (continued)

r. Treasury stock

Reacquired Company's shares of stock are accounted for at their reacquisition cost and classified as "Treasury Stock" and presented as a deduction in equity. The cost of treasury stock sold/transferred is accounted for using the weighted average method. The portion of treasury stock transferred for employee stock ownership program is accounted for at its fair value at grant date. Any difference between the carrying amount and consideration from future re-sale of treasury stocks, is recognized as part of additional paid-in capital in the equity.

s. Dividends

Dividend for distribution to the stockholders is recognized as a liability in the consolidated financial statements in the year in which the dividend is approved by the stockholders. The interim dividend is recognized as a liability based on the Board of Directors' decision supported by the approval from the Board of Commissioners.

t. Basic earnings per share and earnings per ADS

Basic earnings per share is computed by dividing profit for the year attributable to owners of the parent company by the weighted average number of shares outstanding during the year. Income per ADS is computed by multiplying the basic earnings per share by 100, the number of shares represented by each ADS.

The Company does not have potentially dilutive financial instruments.

u. Segment information

The Group's segment information is presented based upon identified operating segments. An operating segment is a component of an entity:

- i. that engages in business activities from which it may earn revenues and incur expenses (including revenues and expenses relating to transactions with other components of the same entity);
- ii. whose operating results are regularly reviewed by the Group's Chief Operating Decision Maker ("CODM") i.e., the Directors, to make decisions about resources to be allocated to the segment and assess its performance; and
- iii. for which discrete financial information is available.

v. Provisions

Provisions are recognized when the Group has present obligations (legal or constructive) arising from past events and it is probable that an outflow of resources embodying economic benefits will be required to settle the obligations and the amount can be measured reliably.

Provisions for onerous contracts are recognized when the contract becomes onerous for the lower of the cost of fulfilling the contract and any compensation or penalties arising from failure to fulfill the contract.

w. Impairment of non-financial assets

At the end of each reporting period, the Group assesses whether there is an indication that an non-financial assets may be impaired. These assets include property and equipment, current assets, and other non-current assets, including intangible assets. If such indication exists, the recoverable amount is estimated for the individual asset. If it is not possible to estimate the recoverable amount of the individual asset, the Group determines the recoverable amount of the Cash-Generating Unit ("CGU") to which the asset belongs ("the asset's CGU").

PERUSAHAAN PERSEROAN (PERSERO)
PT TELEKOMUNIKASI INDONESIA Tbk. AND ITS SUBSIDIARIES
NOTES TO THE CONSOLIDATED FINANCIAL STATEMENTS
As of December 31, 2023 and For the Year Then Ended
(Amounts in the tables expressed in billions of Rupiah, unless otherwise stated)

2. SUMMARY OF MATERIAL ACCOUNTING POLICIES INFORMATION (continued)

w. Impairment of non-financial assets (continued)

The recoverable amount of an asset (either individual asset or CGU) is the higher of the asset's fair value less costs to sell and its value in use ("VIU"). Where the carrying amount of the asset exceeds its recoverable amount, the asset is considered impaired and is written down to its recoverable amount. In assessing the value in use, the estimated net future cash flows are discounted to their present value using a pre-tax discount rate that reflects current market assessments of the time value of money and the risks specific to the asset.

In determining fair value less costs to sell, recent market transaction prices are taken into account, if available. If no such transactions can be identified, the Group uses an appropriate valuation model to determine the fair value of the asset. These calculations are corroborated by multiple valuations or other available fair value indicators.

Impairment losses of continuing operations are recognized in the consolidated statements of profit or loss and other comprehensive income.

At the end of each reporting period, the Group assesses whether there is any indication that previously recognized impairment losses for an asset, other than goodwill, may no longer exist or may have decreased. If such indication exists, the recoverable amount is estimated. A previously recognized impairment loss for an asset, other than goodwill, is reversed only if there has been a change in the assumptions used to determine the asset's recoverable amount since the last impairment loss was recognized. The reversal is limited such that the carrying amount of the asset does not exceed its recoverable amount, nor exceeds the carrying amount that would have been determined, net of depreciation, had no impairment been recognized for the asset in prior periods. Reversal of an impairment loss is recognized in the consolidated statement of profit or loss and other comprehensive income.

Goodwill is tested for impairment annually and when circumstances indicate that the carrying value may be impaired. Impairment is determined for goodwill by assessing the recoverable amount of each CGU (or group of CGUs) to which the goodwill relates. When the recoverable amount of the CGU is less than its carrying amount, an impairment loss is recognized. Impairment loss relating to goodwill can not be reversed in future periods.

x. Current and non-current classifications

The Group presents assets and liabilities in the statement of financial position based on current and non-current classification. An asset is presented as current when it is:

- i. expected to be realized or intended to be sold, or consumed in the normal operating cycle;
- ii. held primarily for the purpose of trading; or
- iii. expected to be realized within twelve months after the reporting period; or
- iv. cash or cash equivalent unless restricted from being exchanged or used to settle a liability for at least twelve months after the reporting period.

Assets which do not meet above criteria are classified as non-current assets.

A liability is presented as current when:

- i. it is expected to be settled in the normal operating cycle;
- ii. it is held primarily for the purpose of trading;
- iii. it is due to be settled within twelve months after reporting period;
- iv. there is no unconditional right to defer the settlement of the liability for at least twelve months after the reporting period.

The terms of liability that could, at the option of counterparty, result in its settlement by the issue of equity instruments do not affect its classification.

Liabilities which do not meet above criteria are classified as long-term liabilities.

Deferred tax assets and liabilities are classified as non-current assets and liabilities.

PERUSAHAAN PERSEROAN (PERSERO)
PT TELEKOMUNIKASI INDONESIA Tbk. AND ITS SUBSIDIARIES
NOTES TO THE CONSOLIDATED FINANCIAL STATEMENTS
As of December 31, 2023 and For the Year Then Ended
(Amounts in the tables expressed in billions of Rupiah, unless otherwise stated)

2. SUMMARY OF MATERIAL ACCOUNTING POLICIES INFORMATION (continued)

y. Significant accounting judgements, estimates and assumptions

The preparation of the Group's consolidated financial statements requires management to make judgements, estimates, and assumptions that affect the reporting amounts of revenue, expenses, assets and liabilities, and the accompanying disclosures, and disclosures of contingent liabilities, at the end of the reporting period.

Uncertainty about these assumptions and estimates can produce results that require a material adjustment to the carrying amounts of assets and liabilities affected in the coming periods.

i. Judgements

The following judgements were made by management in applying the Group's accounting policies that have the most significant influence on the amounts recognized in the consolidated financial statements:

Income taxes

Uncertainties exist with respect to the interpretation of complex tax regulations, changes in tax laws, and the amount and timing of future taxable income could necessitate future adjustments to tax income and expense already recorded. Judgement is also involved in determining the provision for corporate income tax. There are certain transactions and computation for which the ultimate tax determination is uncertain during the ordinary course of business.

The Group recognizes liabilities for anticipated tax audit issues based on estimates of whether additional taxes will be due. Where the final tax outcome of these matters is different from the amounts that were initially recorded, such differences will impact the current and deferred income tax assets and liabilities in the year in which such determination is made.

ii. Estimates and assumptions

Estimates and assumption are continually evaluated and are based on historical experience and other factors, including expectations of future events that are believed to be reasonable under the circumstances.

The Group makes estimates and assumptions concerning the future. The resulting accounting estimates will, by definition, seldom equal the related actual results. The estimates and assumptions at the reporting date that have a significant risk of causing a material adjustment to the carrying amounts of assets and liabilities within the next financial year are addressed below.

(a) Retirement benefits

The present value of the retirement benefit obligations depends on a number of factors that are determined on an actuarial basis using a number of assumptions. The assumptions used in determining the net cost (income) for pensions include the discount rate and return on investment ("ROI"). Any changes in these assumptions will impact the carrying amount of the retirement benefit obligations.

The Group determines the appropriate discount rate at the end of each reporting period. This is the interest rate that should be used to determine the present value of estimated future cash outflows expected to be required to settle the obligations. In determining the appropriate discount rate, the Group considers the interest rates of Government bonds that are denominated in the currency in which the benefits will be paid and that have terms to maturity approximating the terms of the related retirement benefit obligations.

If there is an improvement in the ratings of such Government bonds or a decrease in interest rates as a result of improving economic conditions, there could be a material impact on the discount rate used in determining the post-employment benefit obligations.

Other key assumptions for retirement benefit obligations are based in part on current market conditions. Additional information is disclosed in Notes 30 and 31.

PERUSAHAAN PERSEROAN (PERSERO)
PT TELEKOMUNIKASI INDONESIA Tbk. AND ITS SUBSIDIARIES
NOTES TO THE CONSOLIDATED FINANCIAL STATEMENTS
As of December 31, 2023 and For the Year Then Ended
(Amounts in the tables expressed in billions of Rupiah, unless otherwise stated)

2. SUMMARY OF MATERIAL ACCOUNTING POLICIES INFORMATION (continued)

y. Significant accounting judgements, estimates and assumptions (continued)

ii. Estimates and assumptions (continued)

(b) Useful lives of property and equipment

The Group estimates the useful lives of its property and equipment based on expected asset utilization, considering strategic business plans, expected future technological developments and market behavior. The estimates of useful lives of property and equipment are based on the Group's collective assessment of industry practice, internal technical evaluation, and experience with similar assets.

The Group reviews its estimates of useful lives at least each financial year-end and such estimates are updated if expectations differ from previous estimates due to changes in expectation of physical wear and tear, technical or commercial obsolescence, and legal or other limitations on the continuing use of the assets. The amounts of recorded expenses for any year will be affected by changes in these factors and circumstances. A change in the estimated useful lives of the property and equipment is a change in accounting estimates and is applied prospectively in profit or loss in the period of the change and future periods.

In 2021, the Company accelerated the useful lives of Multi-Service Access Node ("MSAN") assets until 2022. In 2022, the Group changed the estimated useful lives of towers in Indonesia (Note 11). In 2023, there is no change of estimated useful lives.

(c) Determining the lease term of contracts with renewal and termination options - Group as lessee

The Group determines the lease term as the non-cancellable term of the lease, together with any periods covered by an option to extend the lease if it is reasonably certain to be exercised, or any periods covered by an option to terminate the lease, if it is reasonably certain not to be exercised.

The Group has several lease contracts that include extension and termination options. The Group applies judgement in evaluating whether it is reasonably certain whether or not to exercise the option to renew or terminate the lease. That is, it considers all relevant factors that create an economic incentive for it to exercise either the renewal or termination. After the commencement date, the Group reassesses the lease term if there is a significant event or change in circumstances that is within its control and affects its ability to exercise or not to exercise the option to renew or to terminate.

(d) Allowance for expected credit losses for financial assets

For trade receivables and contract assets, the Group applies a simplified approach in calculating ECLs. Therefore, the Group does not track changes in credit risk, but instead recognizes a loss allowance based on lifetime ECLs at each reporting date. The Group has established an allowance for expected credit losses methodology that is based on its historical credit loss experience, adjusted for forward-looking factors specific to the debtors, and the economic environment.

For term deposits and debt instruments at FVTOCI, the Group applies the low credit risk simplification. At every reporting date, the Group evaluates whether the deposits or debt instrument are considered to have low credit risk using all reasonable and supportable information that is available without undue cost or effort. In making that evaluation, the Group reassesses the internal credit rating of the debt instrument. In addition, the Group considers that there has been a significant increase in credit risk when contractual payments are more than 30 days past due.

PERUSAHAAN PERSEROAN (PERSERO)
PT TELEKOMUNIKASI INDONESIA Tbk. AND ITS SUBSIDIARIES
NOTES TO THE CONSOLIDATED FINANCIAL STATEMENTS
As of December 31, 2023 and For the Year Then Ended
(Amounts in the tables expressed in billions of Rupiah, unless otherwise stated)

2. SUMMARY OF MATERIAL ACCOUNTING POLICIES INFORMATION (continued)

y. Significant accounting judgements, estimates and assumptions (continued)

ii. Estimates and assumptions (continued)

(d) Allowance for expected credit losses for financial assets (continued)

The Group assesses whether there is objective evidence that other receivables or other financial assets have been impaired at the end of each reporting period. Allowance for expected credit losses of receivables is calculated based on a review of the current status of existing receivables and historical collection experience. Such allowances are adjusted periodically to reflect the actual and anticipated experience. Details of the nature and carrying amounts of allowance for expected credit losses of receivables are disclosed in Note 5.

The Group has reassessed the model used to calculate ECLs based on the latest reasonable and supportable data to better reflect the current change in circumstances. Methods and approaches will continue to be monitored and updated if additional reasonable and supportable data and information are available, including forward-looking information and other input in the future.

(e) Revenue

(i) Critical judgements in determining the performance obligation, timing of revenue recognition and revenue classification

The Group provides information technology services that are bespoke in nature. Bespoke products consist of various goods and/or services bundled together in order to provide integrated solution services to customers. In addition to the bespoke service, the Group also provides multiple standard products as bundling product in contract with customer. Significant judgement is required in determining the number and nature of performance obligations promised to customers in those contracts. The number and nature of performance obligations will determine the timing of revenue recognition for such contract.

The Group reviews the determination of performance obligations on a contract-by-contract basis. When a contract consisting of several goods and/or service is assessed to have one performance obligation, the Group applies a single method of measuring progress for the performance obligation based on the measurement method that best depicts the economics of the contract, which in most cases is over time.

The Group also presents the revenue classification using consistent approach. When a contract consisting of several goods and/or service is assessed to have one performance obligation, the Group presents that performance obligations in one financial statement line items which best represent the main service of the Group, which in most cases is the internet, data and information technology services.

(ii) Critical judgements in determining the stand-alone selling price

The Group provides wide array of products related to telecommunication and technology. To determine the stand-alone selling price for goods and/or services that do not have any readily available observable price, the Group uses the expected cost-plus margin approach. The Group determines the appropriate margin based on historical achievement.

PERUSAHAAN PERSEROAN (PERSERO)
PT TELEKOMUNIKASI INDONESIA Tbk. AND ITS SUBSIDIARIES
NOTES TO THE CONSOLIDATED FINANCIAL STATEMENTS
As of December 31, 2023 and For the Year Then Ended
(Amounts in the tables expressed in billions of Rupiah, unless otherwise stated)

2. SUMMARY OF MATERIAL ACCOUNTING POLICIES INFORMATION (continued)

y. Significant accounting judgements, estimates and assumptions (continued)

ii. Estimates and assumptions (continued)

(f) Test for impairment of non-current assets and goodwill

The application of the acquisition method in a business combination requires the use of accounting estimates in allocating the purchase price to the fair market value of the assets and liabilities acquired, including intangible assets. Certain business acquisitions by the Group resulted goodwill, which is not amortized but is tested for impairment annually and every indication of impairment exists.

The calculation of future cash flows in determining the fair value of property and equipment and other non-current assets of the acquired entity at the acquisition date involves significant estimation. Although management believes that the assumptions used are appropriate, significant changes to those assumptions can materially affect the evaluation of recoverable amounts and may result in impairment according to PSAK 48: Impairment of Assets.

(g) Fair value measurement of financial instruments

When the fair values of financial assets and financial liabilities recorded in the statement of financial position cannot be measured based on quoted prices in active markets, their fair value is measured using valuation techniques including the discounted cash flow ("DCF") model. The inputs to these models are taken from observable markets where possible, but where this is not feasible, a degree of judgement is required in establishing fair values. Judgements include considerations of inputs such as liquidity risk, credit risk and volatility. Changes in assumptions relating to these factors could affect the reported fair value of financial instruments

(h) Acquisition

The Group evaluates each acquisition transaction to determine whether it will be treated as an asset acquisition or business combination. For transactions that are treated as an asset acquisition, the purchase price is allocated to the assets obtained, without the recognition of goodwill. For acquisitions that meet the business combination definition, the Group applies the accounting for business acquisition method for assets acquired and liabilities assumed which are recorded at fair value at the acquisition date, and the results of operations are included with the Group's results from the date of each acquisition.

Any excess from the purchase price paid for the amount recognized for assets acquired and liabilities incurred is recorded as goodwill. The Group continues to evaluate acquisitions that are counted as a business combination for a period not exceeding one year after the applicable acquisition date of each transaction to determine whether additional adjustments are needed to allocate the purchase price paid for the assets acquired and liabilities assumed. The fair value of assets acquired and liabilities incurred are usually determined using either an estimated replacement cost or a discounted cash flow valuation method. When determining the fair value of tangible assets acquired, the Group estimates the cost of replacing assets with new assets by considering factors such as the age, condition, and economic useful lives of the assets. When determining the fair value of the intangible assets obtained, the Group estimates the applicable discount rate and the time and amount of future cash flows, including the rates and terms for the extension and reduction.

PERUSAHAAN PERSEROAN (PERSERO)
PT TELEKOMUNIKASI INDONESIA Tbk. AND ITS SUBSIDIARIES
NOTES TO THE CONSOLIDATED FINANCIAL STATEMENTS
As of December 31, 2023 and For the Year Then Ended
(Amounts in the tables expressed in billions of Rupiah, unless otherwise stated)

3. CASH AND CASH EQUIVALENTS

	Currency	2023		2022	
		Balance		Balance	
		Currency (in million)	Rupiah equivalent	Currency (in million)	Rupiah equivalent
Cash on hand	Rp	-	14	-	11
Cash in bank					
Related parties					
PT Bank Mandiri (Persero) Tbk ("Bank Mandiri")	Rp	-	3,346	-	6,413
	US\$	37	572	49	758
	EUR	2	38	2	34
	JPY	6	1	6	1
	HKD	1	3	3	5
	AU\$	0	0	0	0
PT Bank Negara Indonesia (Persero) Tbk ("BNI")	Rp	-	4,228	-	4,298
	US\$	4	64	7	111
	SGD	0	0	0	0
	EUR	0	0	0	0
PT Bank Tabungan Negara (Persero) Tbk ("BTN")	Rp	-	2,597	-	2,713
PT Bank Rakyat Indonesia (Persero) Tbk ("BRI")	Rp	-	1,471	-	2,691
	US\$	0	6	11	179
	TWD	1	0	-	-
Others (each below Rp100 billion)	Rp	-	59	-	230
	US\$	0	0	0	0
Sub-total			12,385		17,433
Third parties					
The Hongkong and Shanghai Banking Corporation Ltd. ("HSBC Hongkong")	US\$	43	661	55	861
	HKD	5	9	5	10
Standard Chartered Bank ("SCB")	US\$	14	215	16	245
	SGD	6	74	5	53
PT Bank CIMB Niaga Tbk ("Bank CIMB Niaga")	Rp	-	265	-	1,379
	US\$	0	2	0	5
PT Bank Central Asia Tbk ("BCA")	Rp	-	144	-	80
	US\$	0	3	0	3
Bank Pembangunan Daerah ("BPD")	Rp	-	140	-	75
DBS Bank (Hong Kong) Ltd. ("DBS Hong Kong")	US\$	9	138	0	0
	HKD	0	0	0	0
Citibank, N.A. ("Citibank")	Rp	-	6	-	10
	US\$	8	127	5	80
	EUR	0	0	-	-
Others (each below Rp100 billion)	Rp	-	219	-	652
	US\$	10	151	12	187
	TWD	41	21	58	29
	MYR	5	15	5	17
	AU\$	0	5	2	23
	MMK	353	3	386	3
	SGD	3	36	2	29
	EUR	-	-	0	0
Sub-total			2,234		3,741
Total of cash in bank			14,619		21,174
Time deposit					
Related parties					
BRI	Rp	-	1,550	-	845
	US\$	22	340	21	319
BNI	Rp	-	1,266	-	378
	US\$	23	353	9	145
BTN	Rp	-	1,065	-	1,655
PT Bank Syariah Indonesia Tbk. ("BSI")	Rp	-	1,160	-	1,220
Mandiri	Rp	-	513	-	844
	US\$	25	392	31	489
Sub-total			6,639		5,895

These consolidated financial statements are originally issued in the Indonesian language.

PERUSAHAAN PERSEROAN (PERSERO)
PT TELEKOMUNIKASI INDONESIA Tbk. AND ITS SUBSIDIARIES
NOTES TO THE CONSOLIDATED FINANCIAL STATEMENTS
As of December 31, 2023 and For the Year Then Ended
(Amounts in the tables expressed in billions of Rupiah, unless otherwise stated)

3. CASH AND CASH EQUIVALENTS (continued)

	Currency	2023		2022	
		Balance		Balance	
		Currency (in million)	Rupiah equivalent	Currency (in million)	Rupiah equivalent
Time deposits (continued)					
Third parties					
PT Bank Mega Tbk ("Bank Mega")	Rp	-	1,433	-	1,986
	US\$	20	312	12	181
PT Bank Tabungan Pensiunan Nasional Syariah Tbk ("BTPN Syariah")	Rp	-	137	-	-
PT Bank Pembangunan Daerah Jawa Barat dan Banten Tbk ("BJB")	Rp	-	1,419	-	1,423
Bank CIMB Niaga	Rp	-	928	-	122
	US\$	5	70	11	168
PT Bank Maybank Indonesia Tbk ("Maybank")	Rp	-	658	-	220
	US\$	23	358	14	224
	MYR	-	-	2	6
BPD	Rp	-	1,569	-	25
PT Bank Danamon Indonesia Tbk ("Bank Danamon")	Rp	-	491	-	40
	US\$	9	137	9	133
Others (each below Rp100 billion)	Rp	-	60	-	340
	US\$	10	156	-	-
	MYR	2	8	-	-
Sub-total			<u>7,736</u>		<u>4,868</u>
Total of time deposits			<u>14,375</u>		<u>10,763</u>
Allowance for expected credit losses			<u>(1)</u>		<u>(1)</u>
Total			<u>29,007</u>		<u>31,947</u>

Interest rates per annum on time deposits are as follows:

	2023	2022
Rupiah	1.95% - 7.25%	1.95% - 6.50%
Foreign currency	2.50% - 5.50%	0.25% - 4.05%

The Group placed the majority of its cash and cash equivalents in state-owned (related party) banks because they have the most extensive branch networks in Indonesia and are considered to be financially sound banks.

These consolidated financial statements are originally issued in the Indonesian language.

PERUSAHAAN PERSEROAN (PERSERO)
PT TELEKOMUNIKASI INDONESIA Tbk. AND ITS SUBSIDIARIES
NOTES TO THE CONSOLIDATED FINANCIAL STATEMENTS
As of December 31, 2023 and For the Year Then Ended
(Amounts in the tables expressed in billions of Rupiah, unless otherwise stated)

4. OTHER CURRENT FINANCIAL ASSETS

	Currency	2023		2022	
		Balance		Balance	
		Foreign currency (in millions)	Rupiah equivalent	Foreign currency (in millions)	Rupiah equivalent
Time deposit					
Related parties					
BRI	Rp	-	255	-	50
BNI	Rp	-	160	-	80
Bank Mandiri	Rp	-	95	-	10
BSI	US\$	5	77	5	79
Others (each below Rp100 billion)	Rp	-	118	-	100
Others (each below Rp100 billion)	Rp	-	10	-	-
Third parties					
United Overseas Bank Limited Singapore ("UOB Singapore")	US\$	12	186	12	182
Standard Chartered Bank (Singapore) Limited ("SCB Singapore")	US\$	7	100	7	102
Others (each below Rp100 billion)	Rp	-	85	-	18
	US\$	2	32	2	32
Total time deposits			<u>1,118</u>		<u>653</u>
Escrow accounts	Rp	-	214	-	383
	US\$	2	24	2	30
Total escrow accounts			<u>238</u>		<u>413</u>
Mutual funds					
Related parties					
Others (each below Rp100 billion)	Rp	-	85	-	81
Third parties					
PT Henan Putihrai Asset Management ("HPAM")	Rp	-	217	-	200
Total mutual funds			<u>302</u>		<u>281</u>
Others (each below Rp100 billion)	Rp	-	3	-	0
	US\$	-	-	0	2
	MYR	0	0	0	0
Total others			<u>3</u>		<u>2</u>
Allowance for expected credit losses			(0)		(0)
Total			<u>1,661</u>		<u>1,349</u>

The time deposits have maturities of more than three months but not more than one year, with interest rates as follows:

	2023	2022
Rupiah	2.75% - 6.75%	2.50% - 5.00%
Foreign currency	2.30% - 5.85%	1.95% - 5.06%

PERUSAHAAN PERSEROAN (PERSERO)
PT TELEKOMUNIKASI INDONESIA Tbk. AND ITS SUBSIDIARIES
NOTES TO THE CONSOLIDATED FINANCIAL STATEMENTS
As of December 31, 2023 and For the Year Then Ended
(Amounts in the tables expressed in billions of Rupiah, unless otherwise stated)

5. TRADE RECEIVABLES

Trade receivables arise from services provided to both retail and non-retail customers, with details as follows:

a. By debtor

(i) Related parties

	2023	2022
State-owned enterprises	1,914	1,985
PT Indonusa Telemedia ("Indonusa")	386	385
Indosat	303	175
Others (each below Rp100 billion)	443	156
Total	3,046	2,701
Allowance for expected credit losses	(1,128)	(1,081)
Net	1,918	1,620

(ii) Third parties

	2023	2022
Individual and business subscribers	13,586	12,517
Overseas international carriers	1,541	984
Total	15,127	13,501
Allowance for expected credit losses	(6,378)	(6,487)
Net	8,749	7,014

b. By age

	2023			2022		
	Gross	Allowance for expected credit losses	Expected credit loss rate	Gross	Allowance for expected credit losses	Expected credit loss rate
Not past due	7,020	386	5.5%	6,964	399	5.7%
Past due up to 3 months	2,758	369	13.4%	1,674	349	20.8%
Past due more than 3 to 6 months	1,215	313	25.8%	664	222	33.4%
Past due more than 6 months	7,180	6,438	89.7%	6,900	6,598	95.6%
Total	18,173	7,506		16,202	7,568	

The Group has made allowance for expected credit losses based on the collective assessment of historical impairment rates and individual assessment of its customers' credit history, adjusted for forward-looking factors specific from the customers and the economic environment. The Group does not apply a distinction between related party and third party receivables in assessing amounts past due. As of December 31, 2023 and 2022, the carrying amounts of trade receivables of the Group considered past due but not impaired amounted to Rp4,033 billion and Rp2,069 billion, respectively. Management believes that receivables past due but not impaired, along with trade receivables that are neither past due nor impaired, are due from customers with good credit history and are expected to be recoverable.

c. By currency

	2023	2022
Rupiah	15,646	14,714
U.S. Dollar	2,360	1,359
Singapore Dollar	143	89
Others (each below Rp100 billion)	24	40
Total	18,173	16,202
Allowance for expected credit losses	(7,506)	(7,568)
Net	10,667	8,634

PERUSAHAAN PERSEROAN (PERSERO)
PT TELEKOMUNIKASI INDONESIA Tbk. AND ITS SUBSIDIARIES
NOTES TO THE CONSOLIDATED FINANCIAL STATEMENTS
As of December 31, 2023 and For the Year Then Ended
(Amounts in the tables expressed in billions of Rupiah, unless otherwise stated)

5. TRADE RECEIVABLES (continued)

d. Movements in the allowance for expected credit losses

	<u>2023</u>	<u>2022</u>
Beginning balance	7,568	7,802
Allowance for expected credit losses	513	567
Receivables written-off	(575)	(801)
Ending balance	<u>7,506</u>	<u>7,568</u>

The receivables written-off relate to both related party and third party trade receivables. Management believes that the allowance for expected credit losses of trade receivables is adequate to cover losses on uncollectible trade receivables.

As of December 31, 2023 and 2022, certain trade receivables of the subsidiaries amounting to Rp1,248 billion and Rp1,129 billion, respectively, have been pledged as collateral under lending agreements (Notes 18a and 19c).

6. CONTRACT ASSETS

	<u>2023</u>	<u>2022</u>
Contract assets	2,877	2,610
Allowance for expected credit losses	(147)	(119)
Net	2,730	2,491
Current portion	<u>(2,704)</u>	<u>(2,457)</u>
Non-current portion	<u>26</u>	<u>34</u>

Management believes that the allowance for expected credit losses of contract assets is adequate to cover losses on uncollectible contract assets.

Refer to Note 32 for details of related party transactions.

7. INVENTORIES

Inventories, all recognized at net realizable value, consist of:

	<u>2023</u>	<u>2022</u>
SIM cards and prepaid vouchers	791	321
Components	29	588
Others (each below Rp100 billion)	231	294
Total	1,051	1,203
Provision for obsolescence	(54)	(59)
Net	<u>997</u>	<u>1,144</u>

Management believes the provision is adequate to cover losses from the decline in inventory value due to obsolescence.

The inventories recognized as expenses included in operations, maintenance and telecommunication service expenses in 2023 and 2022 amounted to Rp797 billion and Rp747 billion, respectively (Note 25).

There were no inventories pledged as collateral under lending agreements as of December 31, 2023 and 2022.

PERUSAHAAN PERSEROAN (PERSERO)
PT TELEKOMUNIKASI INDONESIA Tbk. AND ITS SUBSIDIARIES
NOTES TO THE CONSOLIDATED FINANCIAL STATEMENTS
As of December 31, 2023 and For the Year Then Ended
(Amounts in the tables expressed in billions of Rupiah, unless otherwise stated)

7. INVENTORIES (continued)

As of December 31, 2023 and 2022, modules (part of property and equipment) and components held by the Group with book value amounting to Rp96 billion and Rp94 billion, respectively, have been insured against fire, theft, and other specific risks. The total sum insured as of December 31, 2023 and 2022 amounted to Rp94 billion and Rp111 billion, respectively.

Management believes the insurance coverage is adequate to cover potential losses of inventories arising from the insured risks.

8. OTHER CURRENT ASSETS

The breakdown of other current assets are as follows:

	<u>2023</u>	<u>2022</u>
Prepaid frequency license fees - current portion (Note 35c.i)	6,173	5,289
Advances	768	679
Prepaid salaries	276	218
Other receivables	266	245
Others (each below Rp100 billion)	513	580
Total	<u>7,996</u>	<u>7,011</u>

9. CONTRACT COST

Movements of contract costs are as follows:

	2023		
	<u>Cost to obtain</u>	<u>Cost to fulfill</u>	<u>Total</u>
At January 1, 2023	1,554	858	2,412
Amortization during the year	(374)	-	(374)
Expense during the year	-	(704)	(704)
Impairment	-	(184)	(184)
Addition current year	461	610	1,071
At December 31, 2023	1,641	580	2,221
Current	(427)	(226)	(653)
Non-current	<u>1,214</u>	<u>354</u>	<u>1,568</u>

	2022		
	<u>Cost to obtain</u>	<u>Cost to fulfill</u>	<u>Total</u>
At January 1, 2022	1,532	732	2,264
Amortization during the year	(338)	-	(338)
Expense during the year	-	(514)	(514)
Addition current year	360	640	1,000
At December 31, 2022	1,554	858	2,412
Current	(354)	(317)	(671)
Non-current	<u>1,200</u>	<u>541</u>	<u>1,741</u>

PERUSAHAAN PERSEROAN (PERSERO)
PT TELEKOMUNIKASI INDONESIA Tbk. AND ITS SUBSIDIARIES
NOTES TO THE CONSOLIDATED FINANCIAL STATEMENTS
As of December 31, 2023 and For the Year Then Ended
(Amounts in the tables expressed in billions of Rupiah, unless otherwise stated)

10. LONG-TERM INVESTMENTS

The breakdown of long-term investments are as follows:

	2023	2022
Financial instruments		
At fair value through profit or loss:		
Equity	7,537	7,624
Convertible bonds	491	884
At fair value through other comprehensive income:		
Equity	25	22
	<u>8,053</u>	<u>8,530</u>
Associates		
PT Jalin Pembayaran Nusantara ("Jalin")	105	115
Others (each below Rp100 billion)	4	8
	<u>109</u>	<u>123</u>
Total long-term investments	<u>8,162</u>	<u>8,653</u>

Investments in equity at fair value through profit or loss are long-term investments in the form of shares in various start-up companies engaged in information and technology. The Group does not have significant influence in these start-up companies.

Investments in equity at fair value through profit or loss include:

- (i) Telkomsel's investment in PT GoTo Gojek Tokopedia Tbk. ("GOTO"). As of December 31, 2023, Telkomsel assessed the fair value of the investment in GOTO was Rp86 per share. The total unrealized loss from changes in fair value of Telkomsel's investment in GOTO as of December 31, 2023, amounted to Rp119 billion and was presented as unrealized loss arising from change of valuation of investments in the consolidated statements of profit or loss.
- (ii) Investments by MDI in several start-up entities engaged in the information and technology sector. The additional investments during the year by MDI amounted to Rp338 billion. The total unrealized loss from changes in fair value of MDI's investment amounted to Rp514 billion as of December 31, 2023 and was presented as unrealized loss arising from change of valuation of investments in the consolidated statements of profit or loss.

Investments in convertible bonds at fair value through profit or loss represent long-term investments owned by Telkomsel and MDI in the form of convertible bonds in various start-up companies engaged in information and technology, which will be immediately converted into shares when they mature.

The unrecognized share in losses in other investments cumulatively as of December 31, 2023 and 2022 was amounting to Rp328 billion and Rp346 billion, respectively

PERUSAHAAN PERSEROAN (PERSERO)
PT TELEKOMUNIKASI INDONESIA Tbk. AND ITS SUBSIDIARIES
NOTES TO THE CONSOLIDATED FINANCIAL STATEMENTS
As of December 31, 2023 and For the Year Then Ended
(Amounts in the tables expressed in billions of Rupiah, unless otherwise stated)

11. PROPERTY AND EQUIPMENT

The details of property and equipment are as follows:

	December 31, 2022	Additions	Deductions	Reclassifications/ Translations	December 31, 2023
At cost:					
Directly acquired assets					
Land rights	1,838	110	-	7	1,955
Buildings	18,947	569	(34)	114	19,596
Leasehold improvements	1,571	28	(14)	90	1,675
Switching equipment	20,083	582	(309)	(720)	19,636
Telegraph, telex, and data communication equipment	1,583	-	-	-	1,583
Transmission installation and equipment	171,106	5,839	(3,562)	7,281	180,664
Satellite, earth station, and equipment	10,804	137	-	-	10,941
Cable network	74,695	5,762	(6)	(3,682)	76,769
Power supply	23,276	722	(768)	1,118	24,348
Data processing equipment	20,954	557	(218)	600	21,893
Other telecommunication peripherals	10,402	468	-	217	11,087
Office equipment	2,625	96	(18)	(7)	2,696
Vehicles	605	48	(56)	(4)	593
Other equipment	51	1	-	1	53
Property under construction	4,598	18,049	-	(16,407)	6,240
Total	363,138	32,968	(4,985)	(11,392)	379,729
Accumulated depreciation:					
Directly acquired assets					
Buildings	6,228	649	(11)	(48)	6,818
Leasehold improvements	1,207	141	(6)	(30)	1,312
Switching equipment	14,100	1,967	(309)	(1,637)	14,121
Telegraph, telex, and data communication equipment	1,582	-	-	-	1,582
Transmission installation and equipment	97,335	12,171	(3,372)	(1,787)	104,347
Satellite, earth station, and equipment	6,041	746	-	(61)	6,726
Cable network	22,510	3,215	(6)	(5,326)	20,393
Power supply	16,890	1,861	(758)	(606)	17,387
Data processing equipment	15,490	2,093	(217)	(1,217)	16,149
Other telecommunication peripherals	6,067	1,659	-	(26)	7,700
Office equipment	2,073	285	(18)	(204)	2,136
Vehicles	242	48	(31)	(3)	256
Other equipment	44	3	-	-	47
Total	189,809	24,838	(4,728)	(10,945)	198,974
Net book value	173,329				180,755

PERUSAHAAN PERSEROAN (PERSERO)
PT TELEKOMUNIKASI INDONESIA Tbk. AND ITS SUBSIDIARIES
NOTES TO THE CONSOLIDATED FINANCIAL STATEMENTS
As of December 31, 2023 and For the Year Then Ended
(Amounts in the tables expressed in billions of Rupiah, unless otherwise stated)

11. PROPERTY AND EQUIPMENT (continued)

The details of property and equipment are as follows (continued):

	December 31, 2021	Additions	Deductions	Reclassifications/ Translations	December 31, 2022
At cost:					
Directly acquired assets					
Land rights	1,821	10	-	7	1,838
Buildings	17,296	778	(1)	874	18,947
Leasehold improvements	1,477	80	(86)	100	1,571
Switching equipment	18,324	1,066	(130)	823	20,083
Telegraph, telex, and data communication equipment	1,583	-	-	-	1,583
Transmission installation and equipment	165,621	4,494	(9,501)	10,492	171,106
Satellite, earth station, and equipment	10,528	155	(5)	126	10,804
Cable network	67,559	7,807	(9)	(662)	74,695
Power supply	22,035	433	(719)	1,527	23,276
Data processing equipment	19,258	877	(390)	1,209	20,954
Other telecommunication peripherals	9,121	1,261	-	20	10,402
Office equipment	2,352	157	(85)	201	2,625
Vehicles	537	100	(165)	133	605
Other equipment	47	2	(3)	5	51
Property under construction	2,950	16,936	-	(15,288)	4,598
Total	340,509	34,156	(11,094)	(433)	363,138
Accumulated depreciation:					
Directly acquired assets					
Buildings	5,537	632	(1)	60	6,228
Leasehold improvements	1,163	130	(86)	-	1,207
Switching equipment	12,225	1,985	(127)	17	14,100
Telegraph, telex, and data communication equipment	1,582	-	-	-	1,582
Transmission installation and equipment	94,532	12,087	(9,362)	78	97,335
Satellite, earth station, and equipment	5,199	830	(5)	17	6,041
Cable network	18,735	4,388	(9)	(604)	22,510
Power supply	15,874	1,699	(712)	29	16,890
Data processing equipment	14,130	1,806	(388)	(58)	15,490
Other telecommunication peripherals	4,330	1,717	-	20	6,067
Office equipment	1,866	261	(79)	25	2,073
Vehicles	270	38	(135)	69	242
Other equipment	40	3	(2)	3	44
Total	175,483	25,576	(10,906)	(344)	189,809
Net book value	165,026				173,329

The property and equipment group consists of (1) switching equipment; (2) telegraph, telex, and data communication equipment; (3) transmission installation and equipment; (4) satellite, earth station, and equipment; (5) cable network; (6) power supply; (7) data processing equipment; and (8) other telecommunication peripherals are the main telecommunication infrastructure of the Group.

a. Gain on sale of property and equipment

	2023	2022
Proceeds from sale of property and equipment	100	526
Net book value	(16)	(129)
Gain on disposal or sale of property and equipment	84	397

b. Others

- (i) During 2023 and 2022, the CGUs that independently generate cash inflows are fixed wireline, cellular, and others. Management believes that there is no indication of impairment in the assets of such CGUs as of December 31, 2023 and 2022.
- (ii) Interest capitalized to property under construction amounted to Rp124 billion and Rp79 billion for the year ended December 31, 2023 and 2022, respectively. The capitalization rate used to determine the amount of borrowing costs eligible for capitalization ranged from 2.50% to 8.24% and 5.63% to 7.90% for the year ended December 31, 2023 and 2022, respectively.
- (iii) No foreign exchange loss was capitalized as part of property under construction for the year ended December 31, 2023 and 2022.

PERUSAHAAN PERSEROAN (PERSERO)
PT TELEKOMUNIKASI INDONESIA Tbk. AND ITS SUBSIDIARIES
NOTES TO THE CONSOLIDATED FINANCIAL STATEMENTS
As of December 31, 2023 and For the Year Then Ended
(Amounts in the tables expressed in billions of Rupiah, unless otherwise stated)

11. PROPERTY AND EQUIPMENT (continued)

b. Others (continued)

- (iv) During 2023 and 2022, the Group obtained proceeds from the insurance claim on lost and damaged property and equipment, with a total value of Rp199 billion and Rp299 billion, respectively, and were recorded as part of "Other income - net" in the consolidated statements of profit or loss and other comprehensive income. During 2023 and 2022, the net carrying values of these assets amounted to Rp185 billion and Rp270 billion, respectively, were charged to the consolidated statements of profit or loss and other comprehensive income.
- (v) In 2022, the estimated useful lives of Group towers were changed from 30 to 40 years. The impact of reduction in the depreciation expense for the year ended December 31, 2022 amounted to Rp93 billion. Towers are presented as part of transmission installation and equipment.
- (vi) In 2022, the equipment units of Telkomsel with the net carrying amount of Rp909 billion had been exchanged with equipment units of PT ZTE Indonesia.
- (vii) In 2021, the Company decided to discontinue the use of MSAN assets and accelerate the depreciation of the MSAN assets, which were fully depreciated in 2022. The impact of accelerated depreciation of MSAN assets for the year ended December 31, 2022 amounted to Rp1,494 billion. MSAN assets are presented as part of cable network.
- (viii) The Group owns several pieces of land located throughout Indonesia with Right to Build ("Hak Guna Bangunan" or "HGB") for a period of 8-50 years which will expire between 2024 and 2071. Management believes that there will be no issue in obtaining the extension of the land rights when they expire.
- (ix) As of December 31, 2023 and 2022, the Group's property and equipment excluding land rights, with a net carrying amount of Rp175,519 billion and Rp172,112 billion, respectively, were insured against fire, theft, earthquake and other specified risks, including business interruption. The total blanket policies as of December 31, 2023 and 2022 amounted to Rp41,045 billion and Rp36,319 billion, HK10 million, SG\$373 million, and MYRNil and MYR54 million, respectively, and first loss basis amounted to Rp2,750 billion, respectively. Management believes that the insurance coverage is adequate to cover potential losses from the insured risks.
- (x) As of December 31, 2023 and 2022, the percentage of completion of property under construction was approximately 74.09% and 55.91%, respectively, of the total contract value or Rp5,836 billion and Rp3,934 billion are recorded as amount of expenditures in property under construction, respectively, with estimated dates of completion until December 2025 and August 2025, respectively. The balance of property under construction mainly consist of buildings, transmission installation and equipment, cable network, and power supply. Management believes that there is no impediment to the completion of the construction in progress.
- (xi) As of December 31, 2023 and 2022, all assets owned by the Company have been pledged as collateral for bonds (Note 19b) while certain property and equipment of the Company's subsidiaries with gross carrying value amounting to Rp3,076 billion and Rp18,370 billion, respectively, have been pledged as collateral under lending agreements (Notes 18a and 19c).

PERUSAHAAN PERSEROAN (PERSERO)
PT TELEKOMUNIKASI INDONESIA Tbk. AND ITS SUBSIDIARIES
NOTES TO THE CONSOLIDATED FINANCIAL STATEMENTS
As of December 31, 2023 and For the Year Then Ended
(Amounts in the tables expressed in billions of Rupiah, unless otherwise stated)

11. PROPERTY AND EQUIPMENT (continued)

b. Others (continued)

- (xii) As of December 31, 2023 and 2022, the cost of fully depreciated property and equipment of the Group that are still used in operations amounted to Rp85,564 billion and Rp67,979 billion, respectively. The Group is currently conducting modernization of network assets to replace the fully depreciated property and equipment.
- (xiii) In 2023 and 2022, the total fair values of land rights and buildings of the Group amounted to Rp51,373 billion and Rp49,014 billion, respectively.

12. LEASES

a. The Group as a lessee

The Group leases several assets including land rights, building, transmission installation and equipment, vehicles, and others which used in operations, which generally have lease term between 1 and 33 years.

The carrying amounts of right-of-use assets recognized and the movement are as follows:

	<u>Land rights</u>	<u>Buildings</u>	<u>Transmission installation and equipment</u>	<u>Vehicles</u>	<u>Others</u>	<u>Total</u>
As at January 1, 2022	4,002	729	13,120	410	208	18,469
Additions	1,169	121	8,205	488	23	10,006
Deductions and reclassifications	(217)	17	(2,399)	(197)	8	(2,788)
Depreciation expense	(867)	(204)	(4,067)	(178)	(35)	(5,351)
As at December 31, 2022	4,087	663	14,859	523	204	20,336
Additions	1,654	156	7,460	227	893	10,390
Deductions and reclassifications	(52)	(88)	(2,851)	8	1	(2,982)
Depreciation expense	(998)	(149)	(3,600)	(236)	(177)	(5,160)
As at December 31, 2023	4,691	582	15,868	522	921	22,584

The carrying amounts of the lease liabilities and the movements are as follows:

	<u>2023</u>	<u>2022</u>
As at January 1	18,661	16,387
Accretion of interest	976	931
Additions (Note 39a)	10,390	10,006
Deductions	(9,602)	(8,663)
As at December 31	20,425	18,661
Current	(5,575)	(4,925)
Non-current	14,850	13,736

Maturity analysis of lease payments are as follows:

	<u>2023</u>
Less than 1 year	6,614
1-5 years	11,453
More than 5 years	6,431
Total lease payments	24,498
Interest	(4,073)
Net present value of lease payments	20,425
Current	(5,575)
Non-current	14,850

PERUSAHAAN PERSEROAN (PERSERO)
PT TELEKOMUNIKASI INDONESIA Tbk. AND ITS SUBSIDIARIES
NOTES TO THE CONSOLIDATED FINANCIAL STATEMENTS
As of December 31, 2023 and For the Year Then Ended
(Amounts in the tables expressed in billions of Rupiah, unless otherwise stated)

12. LEASES (continued)

a. The Group as a lessee (continued)

The Group also has certain leases with lease terms of twelve months or less and low-value leases. The Group applies the 'short-term lease' and 'lease of low-value assets' recognition exemptions for these leases. There are no lease contracts with variable lease payments.

Detail of expenses related to leases for the year ended December 31, 2023 and 2022 are as follows:

	<u>2023</u>	<u>2022</u>
Depreciation expense of right-of-use assets	5,160	5,351
Expense relating to short-term leases	3,743	3,821
Interest expense on lease liabilities	976	931
Expense relating to leases of low-value assets	27	52

b. The Group as a lessor

The Group entered into non-cancelable lease agreements with both third and related parties. The lease agreements cover leased lines, telecommunication equipment and land and building with terms ranging from 1 to 32 years and with expiry dates between 2024 and 2051. Periods may be extended based on the agreement by both parties.

The minimum amount of future lease payments and receipts for operating lease agreements are as follows:

	<u>2023</u>	<u>2022</u>
Less than 1 year	5,099	2,582
1-5 years	9,412	8,354
More than 5 years	5,098	5,107
Total	<u>19,609</u>	<u>16,043</u>

13. OTHER NON-CURRENT ASSETS

The breakdown of other non-current assets is as follows:

	<u>2023</u>	<u>2022</u>
Prepaid frequency license fees - net of current portion (Note 35c.i)	1,987	1,291
Claims for tax refund – net of current portion (Note 27b)	1,606	621
Prepaid expenses	984	446
Advances	368	781
Security deposit	159	144
Others (each below Rp100 billion)	329	340
Total	<u>5,433</u>	<u>3,623</u>

PERUSAHAAN PERSEROAN (PERSERO)
PT TELEKOMUNIKASI INDONESIA Tbk. AND ITS SUBSIDIARIES
NOTES TO THE CONSOLIDATED FINANCIAL STATEMENTS
As of December 31, 2023 and For the Year Then Ended
(Amounts in the tables expressed in billions of Rupiah, unless otherwise stated)

14. INTANGIBLE ASSETS

The details of intangible assets are as follows:

	Goodwill	Software	License	Other intangible assets	Total
Gross carrying amount:					
Balance, January 1, 2023	1,492	19,779	620	1,491	23,382
Additions	-	2,763	69	206	3,038
Deductions	-	(890)	(130)	-	(1,020)
Reclassifications/translations	-	(10)	(9)	(3)	(22)
Balance, December 31, 2023	<u>1,492</u>	<u>21,642</u>	<u>550</u>	<u>1,694</u>	<u>25,378</u>
Accumulated amortization and impairment losses:					
Balance, January 1, 2023	(402)	(13,616)	(152)	(910)	(15,080)
Amortization	-	(2,321)	(58)	(94)	(2,473)
Impairment	(11)	-	-	-	(11)
Deductions	-	890	2	-	892
Reclassifications/translations	-	13	8	4	25
Balance, December 31, 2023	<u>(413)</u>	<u>(15,034)</u>	<u>(200)</u>	<u>(1,000)</u>	<u>(16,647)</u>
Net book value	<u>1,079</u>	<u>6,608</u>	<u>350</u>	<u>694</u>	<u>8,731</u>

	Goodwill	Software	License	Other intangible assets	Total
Gross carrying amount:					
Balance, January 1, 2022	1,492	17,458	174	1,512	20,636
Additions	-	2,527	440	49	3,016
Deductions	-	(175)	-	(70)	(245)
Reclassifications/translations	-	(31)	6	-	(25)
Balance, December 31, 2022	<u>1,492</u>	<u>19,779</u>	<u>620</u>	<u>1,491</u>	<u>23,382</u>
Accumulated amortization:					
Balance, January 1, 2022	(402)	(11,714)	(125)	(889)	(13,130)
Amortization	-	(2,063)	(26)	(91)	(2,180)
Deductions	-	175	-	70	245
Reclassifications/translations	-	(14)	(1)	-	(15)
Balance, December 31, 2022	<u>(402)</u>	<u>(13,616)</u>	<u>(152)</u>	<u>(910)</u>	<u>(15,080)</u>
Net book value	<u>1,090</u>	<u>6,163</u>	<u>468</u>	<u>581</u>	<u>8,302</u>

- (i) Goodwill resulted from the acquisition of Sigma (2008), Admedika (2010), data center PT Bina Data Mandiri ("BDM") (2012), MNDG (2015), Melon and PT Griya Silkindo Drajatmoerni ("GSDm") (2016), TSGN, Nutech, and BDI (2017), SSI, CIP, and Telin Malaysia (2018), PST (2019), and Digiserve (2021).
- (ii) As of December 31, 2023, the impairment of goodwill arising from the acquisition of BDI amounted to Rp11 billion. The impairment losses are presented as part of "Depreciation and amortization expenses" in the consolidated statements of profit and loss and other comprehensive income.
- (iii) The remaining amortization periods of software for the periods ended December 31, 2023 and 2022 ranges from 1-6 years, respectively. The amortization is presented as part of "Depreciation and amortization expenses" in the consolidated statements of profit or loss and other comprehensive income.
- (iv) As of December 31, 2023 and 2022, the cost of fully amortized intangible assets that are still used in operations amounted to Rp10,604 billion and Rp9,640 billion, respectively.

PERUSAHAAN PERSEROAN (PERSERO)
PT TELEKOMUNIKASI INDONESIA Tbk. AND ITS SUBSIDIARIES
NOTES TO THE CONSOLIDATED FINANCIAL STATEMENTS
As of December 31, 2023 and For the Year Then Ended
(Amounts in the tables expressed in billions of Rupiah, unless otherwise stated)

15. TRADE PAYABLES

The breakdown of trade payables is as follows:

	<u>2023</u>	<u>2022</u>
Related parties		
Purchases of equipment, materials, and services	424	262
Payables to other telecommunication providers	161	169
Sub-total	<u>585</u>	<u>431</u>
Third parties		
Purchases of equipment, materials, and services	12,748	14,453
Payables to other telecommunication providers	2,876	2,231
Radio frequency usage charges, concession fees, and Universal Service Obligation ("USO") charges	2,399	1,342
Sub-total	<u>18,023</u>	<u>18,026</u>
Total	<u>18,608</u>	<u>18,457</u>

Trade payables by currency are as follows:

	<u>2023</u>	<u>2022</u>
Rupiah	15,929	16,727
U.S. Dollar	2,537	1,636
Others	142	94
Total	<u>18,608</u>	<u>18,457</u>

Terms and conditions of the above trade payables:

- b. The Group's trade payables are non-interest bearing and are normally settled on 1 year term.
- c. Refer to Note 32 for details on related party transactions.
- d. Refer to Note 37b.v for the Group's liquidity risk management.

16. ACCRUED EXPENSES

The breakdown of accrued expenses is as follows:

	<u>2023</u>	<u>2022</u>
Operation, maintenance, and telecommunication services	5,813	8,183
Salaries and benefits	3,909	4,014
General, administrative, and marketing expenses	3,114	3,067
Interest and bank charges	243	181
Total	<u>13,079</u>	<u>15,445</u>

Refer to Note 32 for details of related party transactions.

PERUSAHAAN PERSEROAN (PERSERO)
PT TELEKOMUNIKASI INDONESIA Tbk. AND ITS SUBSIDIARIES
NOTES TO THE CONSOLIDATED FINANCIAL STATEMENTS
As of December 31, 2023 and For the Year Then Ended
(Amounts in the tables expressed in billions of Rupiah, unless otherwise stated)

17. CONTRACT LIABILITIES

a. Current portion

	<u>2023</u>	<u>2022</u>
Advances from customers for Mobile	3,267	3,577
Advances from customers for Enterprise	1,587	1,126
Advances from customers for WIB	1,291	1,188
Advances from customers for Consumer	244	233
Advances from customers for others	459	171
Total	<u>6,848</u>	<u>6,295</u>

b. Non-current portion

	<u>2023</u>	<u>2022</u>
Advances from customers for WIB	795	700
Advances from customers for Consumer	705	844
Advances from customers for Enterprise	251	17
Advances from customers for others	840	-
Total	<u>2,591</u>	<u>1,561</u>

Contract liabilities at the beginning of the period which were recognized as revenue in 2023 and 2022 amounted to Rp6,295 billion and Rp6,795 billion, respectively.

Refer to Note 32 for details of related party transactions.

18. SHORT-TERM BANK LOANS AND CURRENT MATURITIES OF LONG-TERM LOANS AND OTHER BORROWINGS

a. Short-term bank loans

Lenders	Outstanding	
	<u>2023</u>	<u>2022</u>
Related parties		
Bank Mandiri	4,013	3,483
BNI	903	979
Sub-total	<u>4,916</u>	<u>4,462</u>
Third parties		
PT Bank HSBC Indonesia ("HSBC")	2,547	1,836
MUFG Bank ("MUFG")	1,155	1,349
UOB Indonesia	500	-
PT Bank DBS Indonesia ("DBS")	440	475
Others (each below Rp100 billion)	92	69
Sub-total	<u>4,734</u>	<u>3,729</u>
Total	<u>9,650</u>	<u>8,191</u>

PERUSAHAAN PERSEROAN (PERSERO)
PT TELEKOMUNIKASI INDONESIA Tbk. AND ITS SUBSIDIARIES
NOTES TO THE CONSOLIDATED FINANCIAL STATEMENTS
As of December 31, 2023 and For the Year Then Ended
(Amounts in the tables expressed in billions of Rupiah, unless otherwise stated)

18. SHORT-TERM BANK LOANS AND CURRENT MATURITIES OF LONG-TERM LOANS AND OTHER BORROWINGS (continued)

a. Short-term bank loans (continued)

Other significant information relating to short-term bank loans as of December 31, 2023 is as follows:

	Borrower	Currency	Total facility (in billions)*	Maturity date	Interest rate	Interest rate per annum	Security**
Mandiri							
2020	Finnet	Rp	500	October 31, 2024	Monthly	1 month JIBOR + 1.30%	None
2021 - 2022	Nutech, Mitratel	Rp	3,550	July 26, 2024 - September 27, 2024	Monthly	5.85% - 9.00%	Trade receivables and property and equipment
BNI							
2014 - 2017	GSD, Sigma	Rp	350	January 9, 2024 - November 7, 2024	Monthly	7.90% - 8.50%	Trade receivables and property and equipment
2017 - 2021	Metranet, Telkom Infra, Infomedia	Rp	1,135	February 18, 2024 - June 6, 2024	Monthly	1 month JIBOR + 1.75% - 2.50%	Trade receivables
HSBC							
2014	Sigma ^a	Rp	400	November 6, 2024	Monthly	Under BLR 7.40%	Trade receivables
2018 - 2023	Sigma, Metra, PINS, Metranet, Telkomsat, GSD, TDE	Rp	2,613	June 4, 2024 - December 31, 2024	Monthly, Quarterly	1 month JIBOR + 0.35% - 0.80% 3 months JIBOR + 2.00%	None
MUFG Bank							
2018 - 2019	Infomedia, Metra, GSD, Telkom Infra, Telkomsat	Rp	1,616	October 31, 2024	Monthly, Quarterly	1 month JIBOR + 0.70% - 0.80% 3 months JIBOR + 0.25%	None
UOB Indonesia							
2016	Finnet	Rp	500	October 31, 2024	Monthly	1 month JIBOR + 1.75%	None
DBS							
2018	Telkom Infra, Infomedia	Rp	475	July 31, 2024	Monthly	1 month JIBOR + 1.20%	None

* In original currency

** Refer to Note 5 and Note 11 for details of trade receivables and property and equipment pledged as collateral.

^a Unsettled loan will be automatically extended.

As stated in the agreements, the Group is required to comply with all covenants or restrictions such as limitation that the Company must have a majority shareholding of at least 51% of the subsidiaries and must maintain certain financial ratios. As of December 31, 2023, the Group has complied with all covenants regarding these financial ratios, except for Sigma which its debt service coverage ratio is still lower than required. As of December 31, 2023, the Group obtained waiver from lenders for the non-fulfillment financial ratios in Sigma. The waivers from BNI, Bank DBS, and HSBC were received on December 11, 2023, December 18, 2023, and December 22, 2023.

The credit facilities were obtained by the Group for working capital purposes.

PERUSAHAAN PERSEROAN (PERSERO)
PT TELEKOMUNIKASI INDONESIA Tbk. AND ITS SUBSIDIARIES
NOTES TO THE CONSOLIDATED FINANCIAL STATEMENTS
As of December 31, 2023 and For the Year Then Ended
(Amounts in the tables expressed in billions of Rupiah, unless otherwise stated)

18. SHORT-TERM BANK LOANS AND CURRENT MATURITIES OF LONG-TERM LOANS AND OTHER BORROWINGS (continued)

b. Current maturities of long-term loans and other borrowings

	<u>Notes</u>	<u>2023</u>	<u>2022</u>
Two-step loans	19a	84	118
Bonds and Medium-term notes ("MTN")	19b	548	-
Bank loans	19c	9,282	7,788
Other borrowings	19d	362	952
Total		<u>10,276</u>	<u>8,858</u>

19. LONG-TERM LOANS AND OTHER BORROWINGS

	<u>Notes</u>	<u>2023</u>	<u>2022</u>
Two-step loans	19a	-	91
Bonds and MTN	19b	4,795	4,793
Bank loans	19c	22,978	22,085
Other borrowings	19d	-	362
Total		<u>27,773</u>	<u>27,331</u>

Scheduled principal payments as of December 31, 2023 are as follows:

	<u>Notes</u>	<u>Total</u>	<u>Year</u>				<u>Thereafter</u>
			<u>2025</u>	<u>2026</u>	<u>2027</u>	<u>2028</u>	
Bonds and MTN	19b	4,795	2,099	-	-	-	2,696
Bank loans	19c	22,978	6,512	5,801	3,858	3,019	3,788
Total		<u>27,773</u>	<u>8,611</u>	<u>5,801</u>	<u>3,858</u>	<u>3,019</u>	<u>6,484</u>

a. Two-step loans

Two-step loans are unsecured loans obtained by the Government from overseas banks which are then re-loaned to the Company. Loans obtained after July 1994 are payable in their original currencies and any resulting foreign exchange gain or loss is borne by the Company.

<u>Lenders</u>	<u>Currency</u>	<u>2023</u>		<u>2022</u>	
		<u>Outstanding</u>		<u>Outstanding</u>	
		<u>Foreign currency</u> <u>(in millions)</u>	<u>Rupiah</u> <u>equivalent</u>	<u>Foreign currency</u> <u>(in millions)</u>	<u>Rupiah</u> <u>equivalent</u>
Overseas banks	Yen	768	84	1,536	181
	Rp	-	-	-	28
Total			84		209
Current maturities (Note 18b)			(84)		(118)
Long-term portion			<u>-</u>		<u>91</u>

<u>Lenders</u>	<u>Currency</u>	<u>Principal payment</u> <u>schedule</u>	<u>Interest payment period</u>	<u>Interest rate per</u> <u>annum</u>
Overseas banks	Yen	Semi-annually	Semi-annually	2.95%
	Rp	Semi-annually	Semi-annually	7.125%

The loans were intended for the development of telecommunications infrastructure and supporting telecommunications equipment. The loans will be settled semi-annually and due on various dates until 2024.

PERUSAHAAN PERSEROAN (PERSERO)
PT TELEKOMUNIKASI INDONESIA Tbk. AND ITS SUBSIDIARIES
NOTES TO THE CONSOLIDATED FINANCIAL STATEMENTS
As of December 31, 2023 and For the Year Then Ended
(Amounts in the tables expressed in billions of Rupiah, unless otherwise stated)

19. LONG-TERM BANK LOANS AND OTHER BORROWINGS (continued)

a. Two-step loans (continued)

The Company had used all facilities under the two-step loans program since 2008 and the withdrawal period for the two-step loan has ended.

Under the loan covenants, the Company is required to maintain financial ratios as follows:

- i. Projected net revenue to projected debt service ratio should exceed 1.2:1 for the two-step loans originating from Asian Development Bank (“ADB”).
- ii. Internal financing (earnings before depreciation and finance costs) should exceed 20% compared to annual average capital expenditures for loans originating from the ADB.

As of December 31, 2023, the Company has complied with the above-mentioned ratios.

b. Bonds and Medium-term notes (“MTN”)

Bonds and MTN	Outstanding	
	2023	2022
Bonds		
2015		
Series B	2,100	2,100
Series C	1,200	1,200
Series D	1,500	1,500
MTN		
MTN Mitratel 2023	550	-
Total	5,350	4,800
Unamortized debt issuance cost	(7)	(7)
Long-term portion	5,343	4,793
Current maturities (Note 18b)	(548)	-
Long-term portion	4,795	4,793

i. Bonds

2015

Bonds	Principal	Issuer	Listed on	Issuance date	Maturity date	Interest payment period	Interest rate per annum
Series A	2,200	The Company	IDX	June 23, 2015	June 23, 2022	Quarterly	9.93%
Series B	2,100	The Company	IDX	June 23, 2015	June 23, 2025	Quarterly	10.25%
Series C	1,200	The Company	IDX	June 23, 2015	June 23, 2030	Quarterly	10.60%
Series D	1,500	The Company	IDX	June 23, 2015	June 23, 2045	Quarterly	11.00%
Total	7,000						

The bonds are not secured by specific security but by all of the Company’s assets, movable or non-movable, either existing or in the future (Note 11b.xi). The underwriters of the bonds are PT. Bahana TCW Management Investment (“Bahana TCW”), PT BRI Danareksa Sekuritas, PT Mandiri Sekuritas, and PT Trimegah Sekuritas Indonesia Tbk. and the trustee is Bank Permata. The Company received the proceeds from the issuance of bonds on June 23, 2015.

The funds received from the public offering of bonds net of issuance costs, were used to finance capital expenditures which consisted of wave broadband, backbone, metro network, regional metro junction, information technology application and support, and acquisition of some domestic and international entities.

As of December 31, 2023, the rating of the bonds issued by Pefindo is idAAA (Triple A).

PERUSAHAAN PERSEROAN (PERSERO)
PT TELEKOMUNIKASI INDONESIA Tbk. AND ITS SUBSIDIARIES
NOTES TO THE CONSOLIDATED FINANCIAL STATEMENTS
As of December 31, 2023 and For the Year Then Ended
(Amounts in the tables expressed in billions of Rupiah, unless otherwise stated)

19. LONG-TERM BANK LOANS AND OTHER BORROWINGS (continued)

b. Bonds and Medium-term notes ("MTN") (continued)

i. Bonds (continued)

Based on the Indenture Trusts Agreement, the Company is required to comply with all covenants or restrictions, including maintaining financial ratios as follows:

- (a) Debt to equity ratio should not exceed 2:1.
 (b) EBITDA to interest ratio should not be less than 4:1.
 (c) Debt service coverage is at least 125%.

As of December 31, 2023, the Company has complied with the above-mentioned ratios.

ii. Medium-term notes ("MTN")

On September 26, 2023, Mitratel issued MTN amounting to Rp550 billion which will be used to support the provision of funds for credit refinancing.

MTN Mitratel 2023 with annual interest rate 6.20% will mature on October 26, 2024.

Bank Mandiri was appointed as trustee for the issuance of MTN Mitratel 2023. The rating of the MTN issued by Pefindo is idAAA (Triple A).

c. Bank loans

Lenders	Currency	2023		2022	
		Outstanding		Outstanding	
		Foreign currency (in millions)	Rupiah equivalent	Foreign currency (in millions)	Rupiah equivalent
Related parties					
BNI	Rp	-	6,182	-	5,472
Bank Mandiri	Rp	-	3,453	-	4,381
BRI	Rp	-	955	-	1,409
BSI	Rp	-	509	-	22
Sub-total			11,099		11,284
Third parties					
BCA	Rp	-	10,170	-	9,757
Syndication of banks	Rp	-	2,500	-	680
	USD	10	160	17	265
Bank CIMB Niaga	Rp	-	2,110	-	2,221
	USD	4	60	4	61
DBS	Rp	-	1,500	-	1,500
Bank Permata	Rp	-	1,313	-	1,021
Bank of China	Rp	-	1,400	-	1,000
HSBC	Rp	-	625	-	750
BJB	Rp	-	500	-	-
MUFG Bank	Rp	-	500	-	500
Bank Danamon	Rp	-	273	-	455
PT Bank ANZ Indonesia ("Bank ANZ")	Rp	-	110	-	198
UOB Singapore	USD	-	-	13	205
Others (each below Rp100 billion)	Rp	-	13	-	60
	MYR	9	29	10	34
Sub-total			21,263		18,707
Total			32,362		29,991
Unamortized debt issuance cost			(102)		(118)
			32,260		29,873
Current maturities (Note 18b)			(9,282)		(7,788)
Long-term portion			22,978		22,085

PERUSAHAAN PERSEROAN (PERSERO)
PT TELEKOMUNIKASI INDONESIA Tbk. AND ITS SUBSIDIARIES
NOTES TO THE CONSOLIDATED FINANCIAL STATEMENTS
As of December 31, 2023 and For the Year Then Ended
(Amounts in the tables expressed in billions of Rupiah, unless otherwise stated)

19. LONG-TERM BANK LOANS AND OTHER BORROWINGS (continued)

c. Bank loans (continued)

Other significant information relating to bank loans as of December 31, 2023 is as follows:

	Borrower	Currency	Total facility (in billions)*	Current period payment (in billions)*	Principal payment schedule	Interest payment period	Interest rate per annum	Security**
BNI								
2013 - 2022	The Company, GSD, TLT, Sigma, Mitratel	Rp	10,175	1,281	2018 - 2033	Monthly, Quarterly	1 month JIBOR + 2.25%; 3 months JIBOR + 0.50% - 1.85%	Trade receivables and property and equipment
2018	GSD	Rp	182	10	2021 - 2024	Quarterly	8.50%	Trade receivables
Bank Mandiri								
2017 - 2023	The Company, GSD, Mitratel, PST	Rp	6,893	1,128	2019 - 2029	Quarterly	3 months JIBOR + 1.00% - 1.85%	None
BRI								
2017 - 2019	The Company	Rp	2,500	455	2019 - 2026	Quarterly	3 months JIBOR + 0.75% - 1.35%	None
BSI								
2018 - 2021	SSI, Telkomsel	Rp	1,055	509	2019 - 2025	Monthly	5.50% - 7.50%	None
BCA								
2020 - 2023	The Company, Mitratel	Rp	4,500	-	2024 - 2030	Quarterly	6.75% - 6.80%	None
2020 - 2023	The Company, PST, GSD	Rp	9,186	1,359	2020 - 2031	Quarterly	3 months JIBOR + 1.00% - 1.50%	None
Syndication of banks								
2018	Telin	USD	0	0	2020 - 2025	Semi-annually	6 months SOFR + 1.55%	None
2022	Mitratel	Rp	2,500	0	2024 - 2030	Quarterly	7.68%	None
Bank CIMB Niaga								
2019 - 2022	PINS, Mitratel	Rp	2,300	70	2021 - 2029	Quarterly	3 months JIBOR + 1.30% - 1.95%	None
2021 - 2022	Telin	USD	0	-	2024 - 2030	Semi-annually	6 months SOFR + 1.82%	None
DBS								
2021	Mitratel	Rp	3,500	-	2023 - 2028	Quarterly	3 months JIBOR + 1.20%	None
Bank Permata								
2020 - 2022	Mitratel	Rp	2,000	208	2021 - 2029	Quarterly	3 months JIBOR + 1.30%	None

PERUSAHAAN PERSEROAN (PERSERO)
PT TELEKOMUNIKASI INDONESIA Tbk. AND ITS SUBSIDIARIES
NOTES TO THE CONSOLIDATED FINANCIAL STATEMENTS
As of December 31, 2023 and For the Year Then Ended
(Amounts in the tables expressed in billions of Rupiah, unless otherwise stated)

19. LONG-TERM BANK LOANS AND OTHER BORROWINGS (continued)

c. Bank loans (continued)

Other significant information relating to bank loans as of December 31, 2023 is as follows (continued):

	Borrower	Currency	Total facility (in billions)*	Current period payment (in billions)*	Principal payment schedule	Interest payment period	Interest rate per annum	Security**
Bank of China 2019	Telkomsel	Rp	1,400	2,000	2021 - 2025	Monthly	4.90%	None
HSBC 2021	Mitratel	Rp	750	125	2023 - 2028	Quarterly	3 months JIBOR + 1.85%	None
BJB 2023	Telkomsel	Rp	1,000	2,000	2023 - 2025	Monthly	5.85%	None
MUFG Bank 2021	Mitratel	Rp	500	-	2022 - 2028	Quarterly	3 months JIBOR + 1.15%	None
Bank Danamon 2022	Mitratel	Rp	636	181	2022 - 2025	Quarterly	3 months JIBOR + 1.50%	None
ANZ 2015	GSD, PINS	Rp	440	88	2020 - 2025	Quarterly	3 months JIBOR + 1.40% - 2.00%	None

* In original currency

** Refer to Note 5 and Note 11 for details of trade receivables and property and equipment pledged as collateral.

As stated in the agreements, the Group is required to comply with all covenants or restrictions such as dividend distribution, obtaining new loans, and maintaining financial ratios. As of December 31, 2023, the Group has complied with all covenants regarding these financial ratios, except for Sigma and GSD which its debt service coverage ratio is still lower than required. As of December 31, 2023, the Group obtained waiver from lenders for the non-fulfillment financial ratios in Sigma and GSD. The waivers from BNI, Bank Mandiri, and BCA were received on December 11, 2023, December 13, 2023, and December 22, 2023.

The credit facilities were obtained by the Group for working capital purposes and investment purposes.

As of December 31, 2023, the Group had available Rp28,995 billion and USD96 million of undrawn committed borrowing facilities.

d. Other borrowings

Lenders	Outstanding	
	2023	2022
PT Sarana Multi Infrastruktur (Persero) ("Sarana Multi Infrastruktur")	362	1,315
Unamortized debt issuance cost	0	(1)
Total	362	1,314
Current maturities (Note 18b)	(362)	(952)
Long-term portion	-	362

PERUSAHAAN PERSEROAN (PERSERO)
PT TELEKOMUNIKASI INDONESIA Tbk. AND ITS SUBSIDIARIES
NOTES TO THE CONSOLIDATED FINANCIAL STATEMENTS
As of December 31, 2023 and For the Year Then Ended
(Amounts in the tables expressed in billions of Rupiah, unless otherwise stated)

19. LONG-TERM BANK LOANS AND OTHER BORROWINGS (continued)

d. Other borrowings (continued)

Other significant information relating to other borrowings as of December 31, 2023, is as follows:

	<u>Borrower</u>	<u>Currency</u>	<u>Total facility (in billions)</u>	<u>Current period payment (in billions)</u>	<u>Principal payment schedule</u>	<u>Interest rate per annum</u>	<u>Security</u>
Sarana Multi Infrastruktur							
March 29, 2019*	The Company	Rp	2,836	700	Semi-annually (2020 - 2024)	3 months JIBOR + 1.75%	None
March 29, 2019*	Telkomsat	Rp	164	24	Semi-annually (2020 - 2024)	3 months JIBOR + 1.75%	None

* Based on the latest amendment on June 15, 2020.

Under the agreement, the Company and Telkomsat are required to comply with all covenants or restrictions, including maintaining financial ratios as follows:

- (a) Debt to equity ratio should not exceed 2:1
- (b) Net debt to EBITDA ratio should not exceed 4:1
- (c) Minimal debt service coverage at least 125%

As of December 31, 2023, the Company and Telkomsat have complied with the above-mentioned ratios.

20. NON-CONTROLLING INTERESTS

The details of non-controlling interests are as follows:

	<u>2023</u>	<u>2022</u>
Non-controlling interests in net assets of subsidiaries:		
Telkomsel	11,108	10,535
Mitratel	9,106	9,038
Others	604	431
Total	20,818	20,004
	<u>2023</u>	<u>2022</u>
Non-controlling interests in profit (loss) in current year of subsidiaries:		
Telkomsel	7,104	6,419
Mitratel	566	502
Others	(22)	6
Total	7,648	6,927

PERUSAHAAN PERSEROAN (PERSERO)
PT TELEKOMUNIKASI INDONESIA Tbk. AND ITS SUBSIDIARIES
NOTES TO THE CONSOLIDATED FINANCIAL STATEMENTS
As of December 31, 2023 and For the Year Then Ended
(Amounts in the tables expressed in billions of Rupiah, unless otherwise stated)

20. NON-CONTROLLING INTERESTS (continued)

Material partly-owned subsidiaries

The non-controlling interest which are considered material to the Company are the non-controlling interest in Telkomsel and Mitratel.

On December 31, 2023 and 2022, non-controlling interest ownership in Telkomsel is 30.10% and 35.00%, respectively. The change in ownership of non-controlling interests in Telkomsel is the result of the transfer of the Company's IndiHome business to Telkomsel and capital injection from Singtel to Telkomsel, which became effective from July 1, 2023 (Note 1e).

On December 31, 2023 and 2022, non-controlling interest ownership in Mitratel is 28.16% and 28.15%, respectively. The change in ownership of non-controlling interests in Mitratel is the result of the execution of the Management and Employee Stock Option Program ("MESOP").

The summarized financial information of Telkomsel and Mitratel are provided below. This information is based on amounts before intercompany eliminations.

Summarized statements of financial position:

	Telkomsel		Mitratel	
	2023	2022	2023	2022
Current assets	20,505	16,290	3,420	7,886
Non-current assets	92,461	84,701	53,590	48,185
Current liabilities	(40,009)	(32,241)	(11,071)	(10,200)
Non-current liabilities	(42,308)	(38,708)	(11,901)	(12,064)
Total equity	30,649	30,042	34,038	33,807
Attributable to:				
Owners of the parent company	19,541	19,507	24,932	24,769
Non-controlling interests	11,108	10,535	9,106	9,038

Summarized statements of profit or loss and other comprehensive income:

	Telkomsel		Mitratel	
	2023	2022	2023	2022
Revenues	102,372	89,039	8,595	7,729
Operation expenses	(72,005)	(59,574)	(4,955)	(4,576)
Other expenses - net	(2,271)	(5,343)	(1,501)	(1,193)
Profit before income tax	28,096	24,122	2,139	1,960
Income tax expense - net	(6,217)	(5,755)	(128)	(175)
Profit for the year	21,879	18,367	2,011	1,785
Other comprehensive income (loss) - net	78	145	2	(1)
Total comprehensive income for the year	21,957	18,512	2,013	1,784
Attributable to				
non-controlling interests	7,104	6,419	566	502
Dividends paid to				
non-controlling interests	9,267	9,784	484	272

PERUSAHAAN PERSEROAN (PERSERO)
PT TELEKOMUNIKASI INDONESIA Tbk. AND ITS SUBSIDIARIES
NOTES TO THE CONSOLIDATED FINANCIAL STATEMENTS
As of December 31, 2023 and For the Year Then Ended
(Amounts in the tables expressed in billions of Rupiah, unless otherwise stated)

20. NON-CONTROLLING INTERESTS (continued)

Summarized statements of cash flows:

	Telkomsel		Mitratel	
	2023	2022	2023	2022
Operating	41,693	42,970	5,162	6,020
Investing	(14,302)	(8,652)	(6,504)	(10,893)
Financing	(28,601)	(30,783)	(4,118)	(7,921)
Net increase (decrease) in cash and cash equivalents	(1,210)	3,535	(5,460)	(12,794)

21. CAPITAL STOCK

Description	2023		
	Number of shares	Percentage of ownership	Total paid-in capital
Series A Dwiwarna share			
Government	1	0	0
Series B shares			
Government	51,602,353,559	52.09	2,580
The Bank of New York Mellon Corporation*	3,973,451,980	4.02	199
Directors (Note 1b):			
Ririek Adriansyah	6,016,355	0	0
Bogi Witjaksono	4,130,400	0	0
Afriwandi	4,172,900	0	0
Heri Supriadi	4,170,400	0	0
F.M. Venusiana R.	7,806,900	0	0
Herlan Wijanarko	4,172,900	0	0
Muhamad Fajrin Rasyid	4,130,400	0	0
Budi Setyawan Wijaya	4,585,400	0	0
Honesti Basyir	370,544	0	0
Commissioner (Note 1b):			
Isa Rachmatarwata	1,968,000	0	0
Marcelino Rumambo Pandin	1,968,000	0	0
Ismail	1,968,000	0	0
Arya Mahendra Sinulingga	2,014,800	0	0
Rizal Mallarangeng	1,968,000	0	0
Public (individually less than 5%)	43,436,968,061	43.89	2,174
Total	99,062,216,600	100.00	4,953

Description	2022		
	Number of shares	Percentage of ownership	Total paid-in capital
Series A Dwiwarna share			
Government	1	0	0
Series B shares			
Government	51,602,353,559	52.09	2,580
The Bank of New York Mellon Corporation*	3,889,668,580	3.93	194
Directors (Note 1b):			
Ririek Adriansyah	1,156,955	0	0
Budi Setyawan Wijaya	275,000	0	0
Afriwandi	42,500	0	0
Herlan Wijanarko	42,500	0	0
Heri Supriadi	40,000	0	0
Commissioner (Note 1b):			
Arya Mahendra Sinulingga	87,500	0	0
Public (individually less than 5%)	43,568,550,005	43.98	2,179
Total	99,062,216,600	100.00	4,953

* The Bank of New York Mellon Corporation serves as the Depository of the registered ADS holders for the Company's ADSs.

The Company issued only 1 Series A Dwiwarna share which is held by the Government and cannot be transferred to any party, and has a veto right in the General Meeting of Stockholders of the Company with respect to the election and removal of the Boards of Commissioners and Directors, issuance of new shares, and amendments of the Company's Articles of Association.

PERUSAHAAN PERSEROAN (PERSERO)
PT TELEKOMUNIKASI INDONESIA Tbk. AND ITS SUBSIDIARIES
NOTES TO THE CONSOLIDATED FINANCIAL STATEMENTS
As of December 31, 2023 and For the Year Then Ended
(Amounts in the tables expressed in billions of Rupiah, unless otherwise stated)

22. OTHER EQUITY

	<u>2023</u>	<u>2022</u>
Difference from the acquisition of non-controlling interests in subsidiaries	8,364	8,358
Exchange rate translation	844	910
Effect of changes in associates' equity	386	386
Unrealized gain on available-for-sale securities	8	6
Other equity components	37	37
Total	9,639	9,697

23. REVENUES

The Group derives revenues in the following major product lines:

<u>2023</u>	<u>Mobile</u>	<u>Consumer</u>	<u>Enterprise</u>	<u>WIB</u>	<u>Others</u>	<u>Consolidated revenue</u>
Telephone revenues						
Cellular	8,022	-	-	172	-	8,194
Fixed lines	-	332	450	117	-	899
Total telephone revenues	8,022	332	450	289	-	9,093
Interconnection revenues	293	-	-	8,774	-	9,067
Data, internet, and information technology service revenues						
Cellular data and internet	73,187	-	-	-	-	73,187
Internet, data communication, and information technology services	268	85	8,167	2,379	-	10,899
SMS	3,345	-	35	-	-	3,380
Others	34	-	2,010	1,098	212	3,354
Total data, internet, and information technology service revenues	76,834	85	10,212	3,477	212	90,820
Network revenues	4	-	1,212	1,266	-	2,482
IndiHome revenues	-	27,263	1,522	-	-	28,785
Other services						
Call center service	-	-	1,264	-	-	1,264
Manage service and terminal	-	-	908	12	-	920
E-health	-	-	761	-	-	761
E-payment	-	-	496	-	-	496
Others	138	27	1,401	318	858	2,742
Total other services	138	27	4,830	330	858	6,183
Total revenues from contract with customer	85,291	27,707	18,226	14,136	1,070	146,430
Revenues from lessor transactions	-	-	-	2,786	-	2,786
Total revenues	85,291	27,707	18,226	16,922	1,070	149,216
Adjustments and eliminations	-	6	11	6	(668)	
Total external revenues as reported in note operating segment	85,291	27,713	18,237	16,928	402	
<u>2022</u>	<u>Mobile</u>	<u>Consumer</u>	<u>Enterprise</u>	<u>WIB</u>	<u>Others</u>	<u>Consolidated revenue</u>
Telephone revenues						
Cellular	11,905	-	-	147	-	12,052
Fixed lines	-	757	604	175	-	1,536
Total telephone revenues	11,905	757	604	322	-	13,588
Interconnection revenues	285	-	-	8,187	-	8,472
Data, internet, and information technology service revenues						
Cellular data and internet	69,006	-	-	-	-	69,006
Internet, data communication, and information technology services	-	308	7,750	2,228	-	10,286
SMS	4,260	-	49	-	-	4,309
Others	9	-	1,733	860	207	2,809
Total data, internet, and information technology service revenues	73,275	308	9,532	3,088	207	86,410
Network revenues	3	-	1,438	937	-	2,378
IndiHome revenues	-	25,232	2,788	-	-	28,020
Other services						
Call center service	-	-	1,139	25	-	1,164
Manage service and terminal	-	-	1,156	1	-	1,157
E-health	-	-	729	-	-	729
E-payment	20	-	454	-	-	474
Others	5	52	1,309	280	664	2,310
Total other services	25	52	4,787	306	664	5,834
Total revenues from contract with customer	85,493	26,349	19,149	12,840	871	144,702
Revenues from lessor transactions	-	-	-	2,604	-	2,604
Total revenues	85,493	26,349	19,149	15,444	871	147,306
Adjustments and eliminations	-	5	12	(2)	(632)	
Total external revenues as reported in note operating segment	85,493	26,354	19,161	15,442	239	

PERUSAHAAN PERSEROAN (PERSERO)
PT TELEKOMUNIKASI INDONESIA Tbk. AND ITS SUBSIDIARIES
NOTES TO THE CONSOLIDATED FINANCIAL STATEMENTS
As of December 31, 2023 and For the Year Then Ended
(Amounts in the tables expressed in billions of Rupiah, unless otherwise stated)

23. REVENUES (continued)

Management expects that most of the transaction price allocated to the unsatisfied contracts as of December 31, 2023 will be recognized as revenue during the next reporting periods. Unsatisfied performance obligations as of December 31, 2023, which management expect to be realised within one year is Rp9,421 billion, and more than one year is Rp5,441 billion.

The Group entered into non-cancellable lease agreements as a lessor. The lease agreements cover leased lines, telecommunication equipment, and land and building. These leases have terms of between 1 to 10 years. All leases include a clause to enable an upward revision of the rental charge on an annual basis according to the prevailing market conditions. These lessees are also required to provide a residual value guaranteed on the properties.

Refer to Note 32 for details of related parties transactions.

24. PERSONNEL EXPENSES

The breakdown of personnel expenses is as follows:

	2023	2022
Salaries and related benefits	9,674	9,360
Vacation pay, incentives, and other benefits	4,159	3,835
Pension and other post-employment benefits (Note 30)	1,764	1,585
LSA expense (Note 31)	289	92
Others	41	35
Total	15,927	14,907

Refer to Note 32 for details of related parties transactions.

25. OPERATION, MAINTENANCE, AND TELECOMMUNICATION SERVICE EXPENSES

The breakdown of operation, maintenance, and telecommunication service expenses is as follows:

	2023	2022
Operation and maintenance	23,057	22,746
Radio frequency usage charges (Note 35c.i)	7,412	6,510
Leased lines and Customer Premise Equipment ("CPE")	3,462	3,530
Concession fees and USO charges (Note 15)	2,836	2,601
Electricity, gas, and water	877	904
Cost of SIM cards, vouchers, and sales of peripherals (Note 7)	797	747
Project management	489	400
Vehicles rental and supporting facilities	308	343
Insurance	269	230
Others (each below Rp100 billion)	211	173
Total	39,718	38,184

Refer to Note 32 for details of related parties transactions.

PERUSAHAAN PERSEROAN (PERSERO)
PT TELEKOMUNIKASI INDONESIA Tbk. AND ITS SUBSIDIARIES
NOTES TO THE CONSOLIDATED FINANCIAL STATEMENTS
As of December 31, 2023 and For the Year Then Ended
(Amounts in the tables expressed in billions of Rupiah, unless otherwise stated)

26. GENERAL AND ADMINISTRATIVE EXPENSES

The breakdown of general and administrative expenses is as follows:

	2023	2022
General expenses	2,446	2,259
Professional fees	996	1,097
Allowance for expected credit losses trade receivables (Note 5)	513	567
Training, education, and recruitment	461	371
Traveling	443	421
Meeting	334	312
Social contribution	232	218
Collection expenses	195	173
Others (each below Rp100 billion)	479	436
Total	6,099	5,854

Refer to Note 32 for details of related parties transactions.

27. TAXATION

a. Prepaid taxes

	2023	2022
The Company:		
Income Tax		
Article 22 - Withholding tax on goods delivery and imports	0	1
Article 23 - Withholding tax on service delivery	238	97
Subsidiaries:		
Income Tax		
Corporate Income Tax	-	3
Article 4(2) - Final tax	1	24
Article 23 - Withholding tax on service delivery	4	16
VAT	1,669	1,323
Total prepaid taxes	1,912	1,464
Current portion	(1,912)	(1,464)
Non-current portion (Note 13)	-	-

b. Claims for tax refund

	2023	2022
The Company		
Corporate Income Tax	271	19
Article 21 - Individual income tax	2	3
VAT	164	155
Subsidiaries		
Income Tax		
Corporate income tax	699	578
Article 23 - Withholding tax on services delivery	10	8
VAT	476	238
Total claims for tax refund	1,622	1,001
Current portion	(16)	(380)
Non-current portion (Note 13)	1,606	621

PERUSAHAAN PERSEROAN (PERSERO)
PT TELEKOMUNIKASI INDONESIA Tbk. AND ITS SUBSIDIARIES
NOTES TO THE CONSOLIDATED FINANCIAL STATEMENTS
As of December 31, 2023 and For the Year Then Ended
(Amounts in the tables expressed in billions of Rupiah, unless otherwise stated)

27. TAXATION (continued)

c. Taxes payable

	<u>2023</u>	<u>2022</u>
The Company:		
Income taxes		
Article 4(2) - Final tax	33	50
Article 21 - Individual income tax	102	79
Article 22 - Withholding tax on goods delivery and imports	2	7
Article 23 - Withholding tax on services	24	48
Article 25 - Installment of corporate income tax	122	190
Article 26 - Withholding tax on non-resident income	0	5
Article 29 - Corporate income tax	-	575
VAT	170	244
VAT - Tax collector	163	286
	<u>616</u>	<u>1,484</u>
Subsidiaries:		
Income taxes		
Article 4(2) - Final tax	317	287
Article 21 - Individual income tax	182	206
Article 22 - Withholding tax on goods delivery and imports	9	5
Article 23 - Withholding tax on services	152	68
Article 25 - Installment of corporate income tax	539	260
Article 26 - Withholding tax on non-resident income	10	262
Article 29 - Corporate income tax	1,672	1,782
VAT	399	493
VAT - Tax collector	629	525
	<u>3,909</u>	<u>3,888</u>
Total taxes payable	<u>4,525</u>	<u>5,372</u>

d. The components of consolidated income tax expense (benefit) are as follows:

	<u>2023</u>	<u>2022</u>
Current		
The Company	1,271	2,134
Subsidiaries	7,525	7,125
	<u>8,796</u>	<u>9,259</u>
Deferred		
The Company	503	(103)
Subsidiaries	(713)	(497)
	<u>(210)</u>	<u>(600)</u>
Net income tax expense	<u>8,586</u>	<u>8,659</u>

PERUSAHAAN PERSEROAN (PERSERO)
PT TELEKOMUNIKASI INDONESIA Tbk. AND ITS SUBSIDIARIES
NOTES TO THE CONSOLIDATED FINANCIAL STATEMENTS
As of December 31, 2023 and For the Year Then Ended
(Amounts in the tables expressed in billions of Rupiah, unless otherwise stated)

27. TAXATION (continued)

d. The components of consolidated income tax expense (benefit) are as follows (continued):

The reconciliation between the profit before income tax and the estimated taxable income of the Company for the years ended December 31, 2023 and 2022 are as follows:

	2023	2022
Profit before income tax consolidation	40,794	36,339
Add back consolidation eliminations	24,647	28,617
Consolidated profit before income tax and eliminations	65,441	64,956
Less: profit before income tax of the subsidiaries	(38,965)	(38,892)
Profit before income tax attributable to the Company before deduction of income subject to final tax	26,476	26,064
Less: income subject to final tax	(642)	(414)
Profit before income tax attributable to the Company after deduction of income subject to final tax	25,834	25,650
Temporary differences:		
Allowance for expected credit losses	(284)	(54)
Deferred installation fee	2	104
Leases	8	7
Provision for employee benefits	36	(507)
Land rights, intangible assets, and other	30	7
Net periodic pension and other post-employment benefits costs	(1,032)	(131)
Difference between book value of accounting and tax property equipment	(2,006)	209
Accrued expenses and provision for inventory obsolescence	28	68
Contract cost	63	125
Net temporary differences	(3,155)	(172)
Permanent differences:		
Net periodic post-retirement health care benefit costs	204	212
Donations	231	239
Employee benefits	33	169
Expense related to income subject to final tax	217	168
Equity in net income of associates and subsidiaries	(17,062)	(15,304)
Other (income) expense from tax assesment result	1	4
Others	37	73
Net permanent differences	(16,339)	(14,439)
Taxable income of the Company	6,340	11,039
Current corporate income tax expense	1,204	2,098
Final income tax expense	67	36
Total current income tax expense of the Company	1,271	2,134
Current income tax expense of the subsidiaries	7,525	7,125
Total current income tax expense	8,796	9,259

PERUSAHAAN PERSEROAN (PERSERO)
PT TELEKOMUNIKASI INDONESIA Tbk. AND ITS SUBSIDIARIES
NOTES TO THE CONSOLIDATED FINANCIAL STATEMENTS
As of December 31, 2023 and For the Year Then Ended
(Amounts in the tables expressed in billions of Rupiah, unless otherwise stated)

27. TAXATION (continued)

d. The components of income tax expense (benefit) are as follows (continued):

The reconciliation between the income tax expense calculated by applying the applicable tax rate of 19% to the profit before income tax less income subject to final tax, and the net income tax expense as shown in the consolidated statements of profit or loss and other comprehensive income is as follows:

	2023	2022
Profit before income tax consolidation	40,794	36,339
Less consolidated income subject to final tax - net	(11,015)	(5,812)
	29,779	30,527
Income tax expense calculated at the Company's applicable statutory tax rate	5,658	5,800
Difference in applicable statutory tax rate for subsidiaries	623	694
Non-deductible expenses	2,016	1,992
Final income tax expense	64	36
Deferred tax adjustment	(203)	(508)
Unrecognized deferred tax	180	(61)
Others	248	706
Net income tax expense	8,586	8,659

In Law no. 7 of 1983 concerning Income Tax as amended several times, most recently by Law no. 6 of 2023 concerning Stipulation of Government Regulations in Lieu of Law no. 2 of 2022 concerning Job Creation becomes Law, Article 17 paragraph (1) letter b which stipulates that the tax rate applied to Taxable Income for domestic corporate taxpayers and permanent establishments is 22%, which comes into force in the 2022 tax year, and in article 17 paragraph (2b) stipulates that for corporate taxpayers in the form of a limited liability company with a total number of paid-up shares is traded on a stock exchange in Indonesia of at least 40% and meeting certain requirements can receive 3% tax rate lower than the expected rate.

The Company has applied the tax rate of 19% for the years ended December 31, 2023 and 2022. The subsidiaries applied the tax rate of 22% for the years ended December 31, 2023 and 2022.

The Company has submitted its Annual Corporate Income Tax Return for the 2022 fiscal year on April 28, 2023 to the Tax Authority in accordance with the applicable tax regulations.

e. Tax assessment

(i) The Company

Income tax fiscal year 2015

On April 25, 2017, the Tax Authorities issued Tax Overpayment Assessment Letter ("SKPLB") for corporate income tax amounting to Rp147 billion. The Company accepted tax audit decision amounting to Rp17 billion for corporate income tax, to transfer deductible temporary differences related to provision for incentives to fixed wireless (Flexi) subscribers' migration amounting to Rp42 billion from Annual Tax Return of corporate income tax fiscal year 2015 to Annual Tax Return of corporate income tax fiscal year 2016. The accepted portion was charged to the 2017 consolidated statements of profit or loss and other comprehensive income. On July 24, 2017, the Company filed Objection Letter to the Tax Authorities for corporate income tax amounting to Rp210.5 billion.

On July 18, 2018, the Tax Authorities issued Decision Letter on Company's objections for SKPLB of corporate income tax, wherein the Tax Authorities has granted the several Company's objection and additional amount of overpayment which should be received amounting to Rp76 billion. On October 10, 2018, the Company filed an appeal.

PERUSAHAAN PERSEROAN (PERSERO)
PT TELEKOMUNIKASI INDONESIA Tbk. AND ITS SUBSIDIARIES
NOTES TO THE CONSOLIDATED FINANCIAL STATEMENTS
As of December 31, 2023 and For the Year Then Ended
(Amounts in the tables expressed in billions of Rupiah, unless otherwise stated)

27. TAXATION (continued)

e. Tax assessments (continued)

(i) The Company (continued)

Income tax fiscal year 2015 (continued)

On July 8, 2020, the Company received appeal decision from the Tax Court regarding corporate income tax dispute for fiscal year 2015. The Tax Court partially approved the appeal filed by the Company. On September 9, 2020, the Company received tax refund of additional overpayment of corporate income tax amounting to Rp90.9 billion.

On October 26, 2020, the Company received notification letter from Tax Court that Tax Authorities filed a judicial review of corporate income tax dispute for fiscal year 2015. On December 2, 2020, the Company filed a contra memorandum for judicial review as response of Tax Authorities judicial review.

The entire file of the Judicial Review Memorandum submitted by the Judicial Review Applicant (DGT) and the Judicial Review Counter Memorandum file sent by the Respondent (Telkom) have been forwarded by the Secretariat of the Tax Court to the Supreme Court on December 13, 2022, with a letter of introduction number PKMA-1594/XII/ PAN.Wk/2022.

On May 25, 2023, the Supreme Court issued Decision number 1365/B/PK/Pjk/2023 which rejected the DGT's request for review. Thus, all tax obligations for 2015 have permanent legal force through the Issuance of the Supreme Court Decision and have passed the tax determination expiration period as stipulated in the tax law.

Income Tax and VAT fiscal year 2019

On May 12, 2022, the Company received a notice of field audit for overpayment of domestic VAT for period January to December 2019. On November 30, 2022, the Company received SKPKB and STP WAPU VAT for the period January to December 2019 amounting to Rp6.3 billion (including a fine of Rp3.1 billion) and domestic VAT SKPLB for January to December 2019 amounting to Rp 60.8 billion. The Company agrees to accept the auditor's tax correction and has charged fines and audit corrections to the 2022 income statement. Thus, for the 2019 VAT tax type, the Company has received a decision that is final and has permanent legal force.

On April 12, 2023, the Company received a Field Audit Notification Letter to test compliance with tax obligations on Corporate Income Tax and Income Tax Withholding/collection for the 2019 Fiscal Year. As of the issuance date of these financial statements, the tax audit process is still ongoing.

Income Tax and VAT fiscal year 2020

On September 1, 2022, the Company received a notice of field audit for overpayment of domestic VAT for period May 2020. On March 10, 2023, the Company received SKPKB and STP VAT for May 2020 WAPU in the amount of Rp0.6 billion (including a fine of Rp0.3 billion), SKPN and STP VAT JKP from Outside the Customs Area in the amount of Rp0.1 billion, and SKPLB VAT In Country Period May 2020 valued at Rp0.3 billion. The Company agreed to accept the auditor's tax correction and has charged fines and correctional sanctions to the 2023 income statement.

On March 13, 2023, the Company received a Field Audit Notification Letter for Overpayment of VAT Tax Return for January to April, July, September and November to December 2020. On April 6, 2023, the Company received a Field Audit Notification Letter regarding the overpayment of VAT Tax Return for June, August and October 2020. On June 20, 2023, the Company received Audit Notification Letter to test compliance with tax obligations regarding Corporate Income Tax, VAT and Income Tax Withholding/Collection for the 2020 Fiscal Year.

PERUSAHAAN PERSEROAN (PERSERO)
PT TELEKOMUNIKASI INDONESIA Tbk. AND ITS SUBSIDIARIES
NOTES TO THE CONSOLIDATED FINANCIAL STATEMENTS
As of December 31, 2023 and For the Year Then Ended
(Amounts in the tables expressed in billions of Rupiah, unless otherwise stated)

27. TAXATION (continued)

e. Tax assessments (continued)

(i) The Company (continued)

Income Tax and VAT fiscal year 2020 (continued)

As of the issuance date of these financial statements, the Company has received Tax Assessment Letters and Tax Collection Letters (STP) for the period of January, February, April and July 2020, consisting of Domestic VAT SKPLB amounting to Rp39.7 billion, VAT SKPKB and STP JKP from outside the Customs Area amounting to Rp0.6 billion and SKPKB and STP VAT WAPU amounting to Rp0.6 billion. Meanwhile, the audit process for Corporate Income Tax and Withholding/Collection Tax is still ongoing.

Income tax and VAT fiscal year 2021

On June 20, 2023, the Company received an Audit Notification Letter for Corporate Income Tax, VAT and Withholding Income Tax for the 2021 Fiscal Year. As of the issuance date of these financial statements, the audit process for all types of taxes is still ongoing.

(ii) Telkomsel

Income tax and VAT fiscal year 2014

In May 2019, Telkomsel received tax underpayment assessment letters for the 2014 CIT, VAT and WHT in total amount of Rp151 billion (including penalty of Rp55 billion). Telkomsel partially accepted the portion of Rp16 billion and charged it as expense in 2019 consolidated statement of profit or loss. Telkomsel also paid a portion of Rp99 billion out of the remaining underpayment and recorded it as claim for tax refund. In August 2019, Telkomsel filed an objection to the Tax Authorities for full amount of Rp134 billion.

In July 2020, Telkomsel received an objection decision letter which accepted Telkomsel's objection of Rp27 billion and rejected the remaining Rp107 billion. Telkomsel received the tax refund of Rp27 billion in August 2020.

In September 2020, Telkomsel filed an appeal to the Tax Court for the 2014 CIT, WHT and VAT assessments amounting to Rp107 billion.

In April 2022, Telkomsel received the Tax Court's Verdict for the 2014 underpayment of WHT and VAT, which partially accepted Telkomsel's appeal amounting to Rp66 billion. Telkomsel received the refund in April, May and June 2022, and charged the rejected portion of Rp4 billion in the 2022 consolidated statement of profit or loss.

In August 2022, Telkomsel received notifications that the Tax Authorities had filed a judicial review to the Supreme Court ("SC") for the 2014 VAT amounting to Rp8 billion. Telkomsel had since submitted its contra memorandums for the Judicial Review in September 2022.

In February and March 2023, the SC fully rejected the judicial review claimed by the Tax Authorities on tax periods of 2014 VAT amounting to Rp8 billion. Thus, these cases have been legally enforced (*in-kracht*) and no additional tax payables for fiscal year 2014.

As at the authorization date of these consolidated financial statements, the result of appeal for CIT have not yet been received.

Income tax and VAT fiscal year 2015

In August 2019, Telkomsel received the tax underpayment assessment letters for the 2015 CIT, VAT and WHT in total amount of Rp385 billion (including penalty of Rp129 billion). Telkomsel accepted the portion of Rp35 billion, which was paid and charged as expense in the 2019 consolidated statement of profit or loss. Telkomsel also paid the remaining amount of underpayment and recorded it as claim for tax refund. In September 2019, Telkomsel filed an objection to the Tax Authorities for Rp350 billion.

PERUSAHAAN PERSEROAN (PERSERO)
PT TELEKOMUNIKASI INDONESIA Tbk. AND ITS SUBSIDIARIES
NOTES TO THE CONSOLIDATED FINANCIAL STATEMENTS
As of December 31, 2023 and For the Year Then Ended
(Amounts in the tables expressed in billions of Rupiah, unless otherwise stated)

27. TAXATION (continued)

e. Tax assessments (continued)

(ii) Telkomsel (continued)

Income tax and VAT fiscal year 2015 (continued)

In July 2020, Telkomsel received an objection decision letter from Tax Authorities that rejected all Company's objection.

In September 2020, Telkomsel filed an appeal to the Tax Court for the 2015 CIT, WHT and VAT assessments amounting to Rp350 billion.

In April and May 2022, Telkomsel received the Tax Court's Verdict for the 2015 underpayment of WHT and VAT which partially accepted the Telkomsel's appeal amounting to Rp53 billion. Telkomsel received the refund in April and May 2022, and charged the rejected portion of Rp3 billion in the 2022 consolidated statement of profit or loss.

In August 2022, Telkomsel received notifications that the Tax Authorities had filed a judicial review to the SC for the 2015 VAT amounting to Rp24 billion. Telkomsel had since submitted its contra memorandums for the Judicial Review in August 2022.

During February to May 2023, Telkomsel received decision letters from SC, which fully rejected the Judicial Review claimed by the Tax Authorities for the tax periods of 2015 fiscal year VAT amounting to Rp24 billion. Telkomsel has received all final decisions, which are legally enforced (*in-kracht*) and thus, there are no additional tax payables for 2015 fiscal year VAT.

As at the authorization date of these consolidated financial statements, the results of appeal for CIT has not yet been received.

Income tax and VAT fiscal year 2018

In September 2022, Telkomsel received tax underpayment assessment letters for the 2018 CIT, VAT and WHT amounting to Rp160 billion (including penalty of Rp49 billion) in total. At the same time, Telkomsel also received tax assessment letters for 2018 VAT confirming tax overpayments in the amount of Rp40 billion.

On October 14, 2022, Telkomsel paid and accepted a portion of the CIT tax assessment of Rp0.16 billion, and charged it as expense in the 2022 consolidated statement of profit or loss. Telkomsel also paid the remaining amount of tax assessment for CIT and VAT amounting to Rp57 billion, after netting-off with overpayment of Rp40 billion. Telkomsel recorded it as claim for tax refund in the consolidated statement of financial position.

On December 13, 2022, Telkomsel filed an objection to the Tax Authorities amounting to Rp120 billion for CIT, VAT and WHT.

In October 2023, Telkomsel received objection decision letters from Tax Authorities, which partially accepted Telkomsel's objection for WHT and VAT as well as rejected the entire Telkomsel's objection for CIT.

Telkomsel has fully received tax refunds amounting to Rp22 billion for WHT and VAT in October 2023 and charged the rejected portion of WHT and VAT amounting to Rp0.2 billion in total as expense in 2023 consolidated statement of profit or loss. Telkomsel has submitted an appeal for entire portion of CIT in January 2024.

PERUSAHAAN PERSEROAN (PERSERO)
PT TELEKOMUNIKASI INDONESIA Tbk. AND ITS SUBSIDIARIES
NOTES TO THE CONSOLIDATED FINANCIAL STATEMENTS
As of December 31, 2023 and For the Year Then Ended
(Amounts in the tables expressed in billions of Rupiah, unless otherwise stated)

27. TAXATION (continued)

f. Deferred tax assets and liabilities

The details of the Group's deferred tax assets and liabilities are as follows:

	Deferred tax asset and liabilities in financial position		(Charged) credited to profit or loss	
	2023	2022	2023	2022
The Company				
Allowance for expected credit losses	831	885	(54)	(10)
Net periodic pension and other post-employment benefit costs	822	981	(196)	(25)
Difference between accounting and tax bases of property and equipment	430	806	(285)	175
Provision for employee benefits	299	292	7	(96)
Deferred installation fee	21	203	1	20
Land rights, intangible assets and others	29	23	6	1
Accrued expenses and provision for inventory obsolescence	86	85	5	13
Leases	-	(1)	1	1
Contract cost	14	(49)	12	24
Total deferred tax assets - net	2,532	3,225	(503)	103
Telkomsel				
Provision for employee benefits	1,385	1,220	168	33
Allowance for expected credit losses	205	144	61	(35)
Leases	554	468	86	(207)
Contract liabilities	400	-	217	-
Fair value measurement of financial instruments	-	(7)	7	542
Difference between accounting and tax bases of property and equipment	(1,228)	(1,445)	122	178
License amortization	(171)	(146)	(25)	6
Contract cost	(46)	-	5	-
Other financial instruments	(165)	(119)	(45)	(27)
Deferred tax assets (liabilities) of Telkomsel - net	934	115	596	490
Deferred tax assets of the other subsidiaries - net	704	777	(70)	164
Deferred tax liabilities of the other subsidiaries - net	(841)	(1,023)	187	(157)
Deferred tax expense (income)			210	600
Total deferred tax assets - net	4,170	4,117		
Total deferred tax liabilities - net	(841)	(1,023)		

As of December 31, 2023 and 2022 the aggregate amounts of temporary differences associated with investments in subsidiaries and associated companies, for which deferred tax liabilities are not recognized were Rp79,794 billion and Rp23,915 billion, respectively.

Realization of the deferred tax assets is dependent upon the Group's capability in generating future profitable operations. Although realization is not assured, the Group believes that it is probable that these deferred tax assets will be realized through reduction of future taxable income when temporary differences reverse. The amount of deferred tax assets is considered realizable, however it can be reduced if actual future taxable income is lower than estimate.

g. Administration

In October 2021, the Government also issued Law No.7/2021 on the Harmonization of Tax Regulations, which, among other things, regulates the rates of income tax and VAT. Starting January 1, 2022, the Group applies the income tax rate on employee taxable income in accordance with paragraph (1) letter a of Article 17 Chapter III, and starting April 1, 2022 the VAT rate changes to 11%. The Company ensures the readiness of the surrounding billing system, administrative and legal aspects of transactions, and builds intensive coordination between units, concerned to prepare for the implementation of these rules.

In February 2022, the Government issued Government Regulation No. 9/2022 concerning the Second Amendment to Government Regulation No. 51/2008 concerning Income Tax on Income from Construction Services Business. The Company ensures administrative and legal aspects of transactions and builds solid coordination between related units to prepare for the application of the income tax rate rule for construction service businesses as stipulated in article 3 paragraph (1) of the regulation.

PERUSAHAAN PERSEROAN (PERSERO)
PT TELEKOMUNIKASI INDONESIA Tbk. AND ITS SUBSIDIARIES
NOTES TO THE CONSOLIDATED FINANCIAL STATEMENTS
As of December 31, 2023 and For the Year Then Ended
(Amounts in the tables expressed in billions of Rupiah, unless otherwise stated)

27. TAXATION (continued)

g. Administration (continued)

In June 2023, the Government issued Minister of Finance Regulation No. 66/PMK.03/2023 concerning Income Tax Treatment of Reimbursement or Compensation in Relation to Work or Services Received or Obtained in Kind and/or Enjoyment. The Company ensures administrative and legal aspects of transactions, and builds intensive coordination between related units to implement these rules.

In December 2023, the Government issued Government Regulation No. 58 of 2023 concerning Income Tax Withholding Rates Article 21 on Income in Connection with Work, Services or Activities of Individual Taxpayers as well as Regulation of the Minister of Finance No. 168 of 2023 concerning Guidelines for Implementing Tax Deductions on Income in Connection with Work, Services or Individual Activities which will come into effect from January 1, 2024. With this provision, there is a change in the mechanism for calculating Income Tax Article 21 for Employees which previously used progressive rates in accordance with Article 17 of the Law -The Income Tax Law uses the average effective rate (TER) for Article 21 Income Tax deductions as regulated in the government regulation. The Company ensures that there is intensive coordination between related units to implement these regulations.

28. BASIC EARNINGS PER SHARE

Basic earnings per share is computed by dividing profit for the year attributable to owners of the parent company amounting to Rp24,560 billion and Rp20,753 billion by the weighted average number of shares outstanding during the period totaling 99,062,216,600 shares for the year ended December 31, 2023 and 2022, respectively. The weighted average number of shares takes into account the weighted average effect of changes in treasury stock transaction during the period.

Basic earnings per share amounting to Rp247.92 and Rp209.49 (in full amount) for the year ended December 31, 2023 and 2022, respectively. The Company does not have potentially dilutive financial investments for the year ended December 31, 2023 and 2022.

29. CASH DIVIDENDS AND GENERAL RESERVE

Pursuant to the AGM of Stockholders of the Company stated in Notarial Deed No. 29 dated May 27, 2022 of Ashoya Ratam, S.H., M.Kn., the Company's stockholders approved the distribution of cash dividend for 2021 amounting to Rp14,856 billion (Rp149.97 per share). The Company paid cash dividend on June 30, 2022.

Pursuant to the AGM of Stockholders of the Company stated in Notarial Deed No. 73 dated May 30, 2023 of Ashoya Ratam, S.H., M.Kn., the Company's stockholders approved the distribution of cash dividend for 2022 amounting to Rp16,603 billion (Rp167.59 per share). The Company paid cash dividend on July 5, 2023.

Under the Limited Liability Company Law, the Company is required to establish a statutory reserve amounting to at least 20% of its issued and paid-up capital.

The balance of the appropriated retained earnings of the Company as of December 31, 2023 and 2022 is Rp15,337 billion, respectively.

PERUSAHAAN PERSEROAN (PERSERO)
PT TELEKOMUNIKASI INDONESIA Tbk. AND ITS SUBSIDIARIES
NOTES TO THE CONSOLIDATED FINANCIAL STATEMENTS
As of December 31, 2023 and For the Year Then Ended
(Amounts in the tables expressed in billions of Rupiah, unless otherwise stated)

30. PENSION AND OTHER POST-EMPLOYMENT BENEFITS

The details of pension and other post-employment benefit liabilities are as follows:

	Notes	2023	2022
Pension benefit and other post-employment benefit obligations			
Pension benefit			
The Company - funded			
Defined pension benefit obligation	30a.i.a	3,666	4,234
Additional pension benefit obligation	30a.i.a.ii	44	44
The Company - unfunded			
Telkomsel	30a.i.b	258	522
Telkomsel	30a.ii	4,726	4,275
Projected pension benefit obligations		8,694	9,075
Net periodic post-employment health care benefit	30b	1,470	-
Other post-employment benefit	30c	244	268
Long service employee benefit	30d	1	1
Obligation under the Labor Law	30e	1,005	928
Total		11,414	10,272

The details of net pension benefit expense recognized in the consolidated statements of profit or loss and other comprehensive income is as follows:

	Notes	2023	2022
Pension benefit cost			
The Company - funded			
Defined pension benefit obligation	30a.i.a	629	577
Additional pension benefit obligation	30a.i.a.ii	3	37
The Company - unfunded			
Telkomsel	30a.i.b	54	58
Telkomsel	30a.ii	633	596
Total periodic pension benefit cost	24	1,319	1,268
Net periodic post-employment health care benefit cost	24,30b	205	213
Other post-employment benefit cost	24,30c	22	25
Long service employee benefit cost	24,30d	1	1
Obligation under the Labor Law	24,30e	217	78
Total		1,764	1,585

PERUSAHAAN PERSEROAN (PERSERO)
PT TELEKOMUNIKASI INDONESIA Tbk. AND ITS SUBSIDIARIES
NOTES TO THE CONSOLIDATED FINANCIAL STATEMENTS
As of December 31, 2023 and For the Year Then Ended
(Amounts in the tables expressed in billions of Rupiah, unless otherwise stated)

30. PENSION AND OTHER POST-EMPLOYMENT BENEFITS (continued)

The amounts recognized in OCI are as follows:

	Notes	2023	2022
Defined benefit plan actuarial gain (loss)			
The Company - funded	30a.i.a		
Defined pension benefit obligation	30a.i.a.i	(524)	467
Additional pension benefit obligation	30a.i.a.ii	1	(7)
The Company - unfunded	30a.i.b	246	55
Telkomsel	30a.ii	91	218
Others		0	1
Post-employment health care benefit cost	30b	(1,265)	851
Other post-employment benefit	30c	(2)	14
Obligation under the Labor Law	30e	41	13
Sub-total		(1,412)	1,612
Deferred tax effect at the applicable tax rates	27f	23	(148)
Defined benefit plan actuarial gain (loss) - net of tax		(1,389)	1,464

The following table presents the changes in projected post-employment health care benefit provision, changes in post-employment health care benefit plan assets, funded status of the post-employment health care benefit plan, and net amount recognized in the Company's consolidated statement of financial position as of December 31, 2023 and 2022:

	<i>Funded</i>				Post-employment health care benefit		Total
	Defined pension benefit obligation				The Company		
	The Company		Telkomsel		Projected post-employment health care benefit obligation	Post-employment health care benefit plan assets	
	Projected pension benefit obligations	Pension benefit plan assets	Projected pension benefit obligations	Pension benefit plan assets	Projected post-employment health care benefit obligation	Post-employment health care benefit plan assets	Total
Balance, January 1, 2023	23,136	(18,902)	5,128	(853)	12,878	(12,878)	8,509
Service costs	326	-	331	-	-	-	657
Settlement costs	(2)	2	-	-	-	-	-
Interest costs (income)	1,573	(1,295)	369	(67)	913	(898)	595
Plan administration cost	(126)	126	-	0	-	187	187
Interest expense on effect of asset ceiling	-	-	-	-	-	3	3
Additional welfare benefits	50	-	-	-	-	-	50
Cost recognized in the consolidated statement of profit or loss	1,821	(1,167)	700	(67)	913	(708)	1,492
Actuarial (gain) loss on:							
Experience adjustments	91	-	(76)	-	(907)	-	(892)
Changes in demographic assumptions	-	-	-	-	-	-	-
Changes in financial assumptions	906	-	(40)	-	2,349	-	3,215
Return on plan assets (excluding amount included in net interest expense)	-	(473)	-	25	-	(89)	(537)
Changes in asset ceiling	-	-	-	-	-	(88)	(88)
Cost recognized in OCI	997	(473)	(116)	25	1,442	(177)	1,698
Employer's contributions	-	(1,635)	-	(4)	-	-	(1,639)
Pension plan participants' contributions	17	(17)	-	-	-	-	-
Benefits paid from plan assets	(1,972)	1,972	(149)	-	(586)	586	(149)
Benefits paid by employer	(50)	-	-	-	-	-	(50)
Benefit obligation from transferred employees	-	-	233	(171)	-	-	62
FMC's transfer program	(231)	170	-	-	(23)	23	(61)
Balance, December 31, 2023	23,718	(20,052)	5,796	(1,070)	14,624	(13,154)	9,862
Projected pension benefit obligation at end of year	3,666		4,726		1,470		9,862

PERUSAHAAN PERSEROAN (PERSERO)
PT TELEKOMUNIKASI INDONESIA Tbk. AND ITS SUBSIDIARIES
NOTES TO THE CONSOLIDATED FINANCIAL STATEMENTS
As of December 31, 2023 and For the Year Then Ended
(Amounts in the tables expressed in billions of Rupiah, unless otherwise stated)

30. PENSION AND OTHER POST-EMPLOYMENT BENEFITS (continued)

The following table presents the changes in projected post-employment health care benefit provision, changes in post-employment health care benefit plan assets, funded status of the post-employment health care benefit plan, and net amount recognized in the Company's consolidated statement of financial position as of December 31, 2023 and 2022 (continued):

	<i>Funded</i>				Post-employment health care benefit		Total
	Defined pension benefit obligation				The Company		
	The Company		Telkomsel		The Company		
	Projected pension benefit obligations	Pension benefit plan assets	Projected pension benefit obligations	Pension benefit plan assets	Projected post-employment health care benefit obligation	Post-employment health care benefit plan assets	
Balance, January 1, 2022	23,838	(18,947)	5,020	(832)	13,416	(12,778)	9,717
Service costs	178	-	326	-	-	-	504
Interest costs (income)	1,635	(1,347)	328	(58)	982	(933)	607
Plan administration cost	-	63	-	-	-	164	227
Additional welfare benefits	65	-	-	-	-	-	65
Cost recognized in the consolidated statement of profit or loss	1,878	(1,284)	654	(58)	982	(769)	1,403
Actuarial (gain) loss on:							
Experience adjustments	(737)	-	(1)	-	(730)	-	(1,468)
Changes in demographic assumptions	-	-	(1)	-	-	-	(1)
Changes in financial assumptions	(30)	-	(67)	-	(136)	-	(233)
Return on plan assets (excluding amount included in net interest expense)	-	300	(186)	37	-	(69)	82
Changes in asset ceiling	-	-	-	-	-	84	84
Cost recognized in OCI	(767)	300	(255)	37	(866)	15	(1,536)
Employer's contributions	-	(719)	-	-	-	-	(719)
Pension plan participants' contributions	19	(19)	-	-	-	-	-
Benefits paid from plan assets	(1,767)	1,767	(291)	-	-	-	(291)
Benefits paid by employer	(65)	-	-	-	(654)	654	(65)
Balance, December 31, 2022	23,136	(18,902)	5,128	(853)	12,878	(12,878)	8,509
Projected pension benefit obligation at end of year	4,234		4,275		-		8,509

The following table presents the changes in projected post-employment health care benefit provision, changes in post-employment health care benefit plan assets, funded status of the post-employment health care benefit plan, and net amount recognized in the Company's consolidated statement of financial position as of December 31, 2023 and 2022:

	The Company				The Company and its subsidiaries		Total
	Unfunded	Additional pension benefit obligations		Other post-employment benefit obligations	Long service employee benefit	Obligations under the Labor Law	
		44	268	1	928		
Balance, January 1, 2023	522	44	268	1	928	1,763	
Service costs	22	-	7	1	152	182	
Interest costs	32	3	15	-	65	115	
Cost recognized in the consolidated statement of profit or loss	54	3	22	1	217	297	
Actuarial (gain) loss recognized in OCI	(246)	(1)	2	-	(41)	(286)	
Benefits paid by employer	(53)	(2)	(38)	(1)	(102)	(196)	
FMC's transfer program	(19)	0	(10)	-	3	(26)	
Balance, December 31, 2023	258	44	244	1	1,005	1,552	

PERUSAHAAN PERSEROAN (PERSERO)
PT TELEKOMUNIKASI INDONESIA Tbk. AND ITS SUBSIDIARIES
NOTES TO THE CONSOLIDATED FINANCIAL STATEMENTS
As of December 31, 2023 and For the Year Then Ended
(Amounts in the tables expressed in billions of Rupiah, unless otherwise stated)

30. PENSION AND OTHER POST-EMPLOYMENT BENEFITS (continued)

The following table presents the changes in projected post-employment health care benefit provision, changes in post-employment health care benefit plan assets, funded status of the post-employment health care benefit plan, and net amount recognized in the Company's consolidated statement of financial position as of December 31, 2023 and 2022 (continued):

	The Company				The Company and its subsidiaries	
	Unfunded	Additional pension benefit obligations	Other post- employment benefit obligations	Long service employee benefit	Obligations under the Labor Law	Total
Balance, January 1, 2022	613	-	300	4	926	1,843
Service costs	24	37	8	1	78	148
Interest costs	34	-	17	-	-	51
Cost recognized in the consolidated statement of profit or loss	58	37	25	1	78	199
Actuarial gain recognized in OCI	(55)	7	(14)	-	(13)	(75)
Benefits paid by employer	(94)	-	(43)	(4)	(63)	(204)
Balance, December 31, 2022	522	44	268	1	928	1,763

a. Pension benefit costs

i. The Company

(a) Funded pension plan

(i) Defined pension benefit obligation

The Company sponsors a defined benefit pension plan for employees with permanent status prior to July 1, 2002. The plan is governed by the pension laws in Indonesia and managed by Telkom Pension Fund ("Dana Pensiun Telkom" or "Dapen"). Pension Fund Management in accordance with the Pension Fund and Investment Directives Regulations determined by the Founder is carried out by the Board of Management. The Board of Management is monitored by the Oversight Board consisting of representatives of the Company and participants.

The pension benefits are paid based on the participating employees' latest basic salary at retirement and the number of years of their service. The participating employees contribute 18% (before March 2003: 8.4%) of their basic salaries to the pension fund. The Company made contributions to the pension fund amounted to Rp1,635 billion and Rp719 billion, for the years ended December 31, 2023 and 2022, respectively.

Risks exposed to defined benefit programs are risks such as asset volatility and changes in bond yields. The project liabilities are calculated using a discount rate that refers to the level of government bond yields, if the return on program assets is lower, it will result in a program deficit. A decrease in the yield of government bonds will increase the program liabilities, although this will be offset in part by an increase in the value of the program bonds held. The Company ensures that the investment position is set within the framework of asset-liability matching ("ALM") that has been formed to achieve long-term results that are in line with the liabilities in the defined benefit pension plan. Within the ALM framework, the Company's objective is to adjust its pension assets and liabilities by investing in a well diversified portfolio to produce an optimal rate of return, taking into account the level of risk. Investment in the program has been well diversified, so that one investment's poor performance will not have a material impact on all asset groups.

PERUSAHAAN PERSEROAN (PERSERO)
PT TELEKOMUNIKASI INDONESIA Tbk. AND ITS SUBSIDIARIES
NOTES TO THE CONSOLIDATED FINANCIAL STATEMENTS
As of December 31, 2023 and For the Year Then Ended
(Amounts in the tables expressed in billions of Rupiah, unless otherwise stated)

30. PENSION AND OTHER POST-EMPLOYMENT BENEFITS (continued)

a. Pension benefit costs (continued)

i. The Company (continued)

(a) Funded pension plan (continued)

(i) Defined pension benefit obligation (continued)

As of December 31, 2023 and 2022, plan assets consist of:

	2023		2022	
	Quoted in active market	Unquoted	Quoted in active market	Unquoted
Cash and cash equivalents	559	-	1,320	-
Equity instruments:				
Financials	1,799	-	1,638	-
Consumer non-cyclicals	98	-	505	-
Basic material	276	-	271	-
Infrastructures	741	-	639	-
Energy	161	-	141	-
Technology	41	-	89	-
Industrials	267	-	315	-
Consumer cyclicals	516	-	115	-
Properties and real estate	112	-	98	-
Healthcare	209	-	208	-
Transportation and logistic	7	-	8	-
Equity-based mutual fund	376	-	410	-
Fixed income instruments:				
Corporate bonds	-	2,447	-	3,117
Government bonds	10,257	-	7,884	-
Fixed income mutual funds	-	100	-	122
Midterm notes	-	99	-	100
Asset-backed securities	-	13	-	30
Sukuk	-	1,054	-	1,090
Non-public equity:				
Direct placement	-	371	-	368
Property	-	186	-	187
Others	-	363	-	247
Total	15,419	4,633	13,641	5,261

Pension plan assets include Series B shares issued by the Company with fair values totalling to Rp457 billion and Rp336 billion, representing 2.28% and 1.78% of total plan assets as of December 31, 2023 and 2022, respectively, and bonds issued by the Company with fair value totalling to Rp345 billion and Rp348 billion representing 1.72% and 1.84% of total plan assets as of December 31, 2023 and 2022, respectively.

The expected return is determined based on market expectation for returns over the entire life of the obligation by considering the portfolio mix of the plan assets. The actual return on plan assets was Rp1,768 billion and Rp984 billion for the years ended December 31, 2023 and 2022, respectively. Based on the Company's policy issued on January 14, 2014 regarding Dapen's Funding Policy, the Company will not contribute to Dapen when Dapen's Funding Sufficiency Ratio ("FSR") is above 105%. Based on Dapen's financial statement as of December 31, 2023, Dapen's FSR is below 105%. Therefore, the Company will contribute to the defined benefit pension plan.

PERUSAHAAN PERSEROAN (PERSERO)
PT TELEKOMUNIKASI INDONESIA Tbk. AND ITS SUBSIDIARIES
NOTES TO THE CONSOLIDATED FINANCIAL STATEMENTS
As of December 31, 2023 and For the Year Then Ended
(Amounts in the tables expressed in billions of Rupiah, unless otherwise stated)

30. PENSION AND OTHER POST-EMPLOYMENT BENEFITS (continued)

a. Pension benefit costs (continued)

i. The Company (continued)

(a) Funded pension plan (continued)

(i) Defined pension benefit obligation (continued)

Based on the Company Regulations issued on September 30, 2022, regarding the Pension Fund Regulations from the Telkom Pension Fund, the Company stipulates that retirees who quit other than because of Disciplinary Punishment, Early Retirement, and at their own request and receive Pension Benefits of less than Rp1 million per month are given increase in monthly Pension Benefits to Rp1 million. In 2023 and 2022, the Company provided employee welfare benefit to pensioners and pension beneficiaries who entered their retirement period before June 30, 2002 amounting to Rp50 billion and Rp65 billion, respectively.

The actuarial valuation for the defined benefit pension plan was performed based on the measurement date as of December 31, 2023 and 2022, with reports dated March 1, 2024 and March 18, 2023, respectively, by KKA I Gde Eka Sarmaja, FSAI. The principal actuarial assumptions used by the independent actuary for December 31, 2023 and 2022 are as follows:

	<u>2023</u>	<u>2022</u>
Discount rate	6.75%	7.25%
Rate of compensation increases	8.00%	8.00%
Indonesian mortality table	2019	2019

(ii) Additional pension benefit obligation

Based on the Company Regulations issued on September 30, 2022, regarding the Regulations on Pension Funds from Telkom Pension Funds, the Company organizes a Defined Contribution Other Benefit Program ("PMLIP") in the form of Additional Benefits. PMLIP participants are entitled to receive Periodic Pension Benefits every month in accordance with the provisions in the Pension Fund Regulations. Additional Benefit Funds are sourced from Employer Additional Benefit contributions and provision for investment development proceeds if the FSR is achieved above 102% and the rate of Return on Investment ("ROI") is above the actuarial interest rate for funding. The employer's additional benefit contribution for each PMLIP participant is set at Rp120 thousand for annual contribution period which is calculated proportionally according to the amount received.

The actuarial valuation for additional pension benefit plan was performed based on the measurement date as of December 31, 2023 and 2022, with reports dated March 1, 2024 and March 18, 2023, respectively, by KKA I Gde Eka Sarmaja, FSAI. The principal actuarial assumptions used by the independent actuary for December 31, 2023 and 2022 are as follows:

	<u>2023</u>	<u>2022</u>
Discount rate	6.75%	7.25%
Indonesian mortality table	2019	2019

PERUSAHAAN PERSEROAN (PERSERO)
PT TELEKOMUNIKASI INDONESIA Tbk. AND ITS SUBSIDIARIES
NOTES TO THE CONSOLIDATED FINANCIAL STATEMENTS
As of December 31, 2023 and For the Year Then Ended
(Amounts in the tables expressed in billions of Rupiah, unless otherwise stated)

30. PENSION AND OTHER POST-EMPLOYMENT BENEFITS (continued)

a. Pension benefit costs (continued)

i. The Company (continued)

(a) Funded pension plan (continued)

(ii) Additional pension benefit obligation (continued)

Additional pension benefit obligation has been set aside since 2018 according to the approval by the Oversight Board. As of December 31, 2023, there is no additional obligations set aside because the requirements for recognizing additional benefits as mentioned above have not been fulfilled.

(b) Unfunded pension plan

The Company sponsors unfunded defined benefit pension plans and a defined contribution pension plan for its employees. The defined contribution pension plan is provided to employees with permanent status hired on or after July 1, 2002. The plan is managed by Financial Institutions Pension Fund (*Dana Pensiun Lembaga Keuangan* or "DPLK"). The Company's contribution to DPLK is determined based on a certain percentage of the participants' salaries and amounted to Rp50 billion and Rp48 billion, for the years ended December 31, 2023 and 2022, respectively.

Since 2007, the Company has provided pension benefit based on uniformization for both participants prior to and from April 20, 1992 effective for employees retiring beginning February 1, 2009. In 2010, the Company replaced the uniformization with *Manfaat Pensiun Sekaligus* ("MPS"). MPS is given to those employees reaching retirement age, upon death or upon becoming disabled starting from February 1, 2009.

The Company also provides benefits to employees during a pre-retirement period in which they are inactive for 6 months prior to their normal retirement age of 56 years, known as pre-retirement benefits (*Masa Persiapan Pensiun* or "MPP"). During the pre-retirement period, the employees still receive benefits provided to active employees, which include, but are not limited to, regular salary, health care, annual leave, bonus, and other benefits. Since April 1, 2012, the employee is required to file a request for MPP and if the employee does not file the request, such employee is required to work until the retirement date.

The actuarial valuation for the unfunded defined benefit pension plan was performed, based on the measurement date as of December 31, 2023 and 2022, with reports dated March 1, 2024 and March 8, 2023, respectively, by KKA I Gde Eka Sarmaja, FSAI. The principal actuarial assumptions used by the independent actuary for December 31, 2023 and 2022 are as follows:

	<u>2023</u>	<u>2022</u>
Discount rate	6.75%	7.00% -7.25%
Rate of compensation increases	6.10%-8.00%	6.10%-8.00%
Indonesian mortality table	2019	2019

ii. Telkomsel

Telkomsel provides a defined benefit pension plan to its employees. Under this plan, employees are entitled to pension benefits determined based on their latest basic salary or take-home pay (exclusive of functional allowances) and number of service years. The plan is managed by PT Asuransi Jiwasraya (Persero) ("Jiwasraya"), a state-owned life insurance company, through an annuity insurance contract. Until 2004, employees contributed 5% of their monthly salaries to the plan, while Telkomsel contributed the remaining part required under the plan. Beginning in 2005, Telkomsel has been taking responsibility for the full amount of the contributions.

PERUSAHAAN PERSEROAN (PERSERO)
PT TELEKOMUNIKASI INDONESIA Tbk. AND ITS SUBSIDIARIES
NOTES TO THE CONSOLIDATED FINANCIAL STATEMENTS
As of December 31, 2023 and For the Year Then Ended
(Amounts in the tables expressed in billions of Rupiah, unless otherwise stated)

30. PENSION AND OTHER POST-EMPLOYMENT BENEFITS (continued)

a. Pension benefit costs (continued)

ii. Telkomsel (continued)

On April 23, 2021, Telkomsel and Jiwasraya agreed to terminate the insurance program contract (as mentioned above) and entered into restructuring agreement. The agreement replaced the benefit plan from annuities to lumpsum benefit. Based on this agreement, both parties agreed to determine the Cash Value ("CV") at the termination date which divided into CV for active participant and passive participant amounting to Rp857 billion and Rp73 billion, respectively. There was a 5% cut from CV for active participant, hence the 95% of Rp857 billion (or equal to Rp814 billion) plus Rp73 billion will be the amount that subsequently taken over by PT Asuransi Jiwa IFG ("IFG Life") when the agreement with IFG Life become effective and accordingly, the restructuring agreement will be terminated. As of November 30, 2023, the cash fund had been completely taken over by IFG Life with no changes was applied to the terms of the plan and cash value being transferred at the transfer date, and accordingly, the restructuring agreement was terminated.

On June 27, 2023, the Company and Telkomsel signed an agreement regarding Dapen to appoint Telkomsel as a Partner of the Company as the sole Founder, which resulted in rights and obligations to Telkomsel as governed in the Pension Fund Agreement effective from the business transfer of IndiHome consumer business segment to Telkomsel.

Effective from the business transfer of IndiHome consumer business segment to Telkomsel, Telkomsel sponsors a defined benefit pension plan for transferring employees hired prior to July 1, 2002. The plan is governed by the pension laws in Indonesia and managed by Dapen. Dapen is managed in accordance with the Pension Fund and Investment Directives Regulations, which is determined by the Company as the Founder and is carried out by the Board of Management. The Board of Management is monitored by the Oversight Board, appointed by the Founder.

The pension benefits are paid based on the participating employee's latest basic salary at retirement and the number of years of their service. The participating employees contribute 18% of their basic salaries to the pension fund. Telkomsel's contribution to the pension fund for the year ended December 31, 2023 was amounting to Rp20.50 billion.

The actuarial valuation for the defined benefit pension plan was performed based on the measurement date as of December 31, 2023 and 2022 with reports dated March 5, 2024 and February 28, 2023, respectively, by KKA Halim and Partner, an independent actuary in association with Milliman. The principal actuarial assumptions used by the independent actuary as of December 31, 2023 and 2022, are as follows:

	<u>2023</u>	<u>2022</u>
Discount rate	6.70%	6.75% - 7.25%
Rate of compensation increases	7.50% - 8.00%	6.10% - 8.00%
Indonesian mortality table	2019	2019

b. Post-employment health care benefit cost

The Company provides post-employment health care benefits to all its employees hired before November 1, 1995 who have worked for the Company for 20 years or more when they retire, and to their eligible dependents. The requirement to work for 20 years does not apply to employees who retired prior to June 3, 1995. The employees hired by the Company starting from November 1, 1995 are no longer entitled to this plan. The plan is managed by *Yayasan Kesehatan Telkom* ("Yakes Telkom").

PERUSAHAAN PERSEROAN (PERSERO)
PT TELEKOMUNIKASI INDONESIA Tbk. AND ITS SUBSIDIARIES
NOTES TO THE CONSOLIDATED FINANCIAL STATEMENTS
As of December 31, 2023 and For the Year Then Ended
(Amounts in the tables expressed in billions of Rupiah, unless otherwise stated)

30. PENSION AND OTHER POST-EMPLOYMENT BENEFITS (continued)

b. Post-employment health care benefit cost (continued)

The defined contribution post-employment health care benefit plan is provided to employees with permanent status hired on or after November 1, 1995 or employees with terms of service less than 20 years at the time of retirement. The Company did not make contributions to Yakes Telkom for the years ended December 31, 2023 and 2022. As of December 31, 2023 and 2022, plan assets consists of:

	2023		2022	
	Quoted in active market	Unquoted	Quoted in active market	Unquoted
Cash and cash equivalents	391	-	1,085	-
Equity instruments:				
Financials	1,465	-	1,368	-
Consumer non-cyclicals	115	-	114	-
Basic material	260	-	264	-
Infrastructures	617	-	598	-
Energy	156	-	221	-
Technology	24	-	63	-
Industrials	261	-	185	-
Consumer cyclicals	394	-	457	-
Properties and real estate	110	-	95	-
Healthcare	147	-	233	-
Transportation and logistic	5	-	3	-
Equity-based mutual funds	434	-	1,035	-
Fixed income instruments:				
Government obligations	1,269	-	82	-
Corporate obligations	6	-	-	-
Fixed income mutual funds	7,053	-	6,761	-
Unlisted shares:				
Private placement	-	447	-	398
Total	12,707	447	12,564	398

Yakes Telkom plan assets also include Series B shares issued by the Company with fair value totalling Rp321 billion and Rp228 billion, representing 2.45% and 1.76% of total plan assets as of December 31, 2023 and 2022, respectively. Bonds issued by The Company with a fair value of Rp6 billion each represent 0.04% of total assets as of December 31, 2023. The expected return is determined based on market expectation for the returns over the entire life of the obligation by considering the portfolio mix of the plan assets. The actual return on plan assets was Rp987 billion and Rp839 billion for the years ended December 31, 2023 and 2022, respectively.

The actuarial valuation for the post-employment health care benefits plan was performed based on the measurement date as of December 31, 2023 and 2022, with reports dated March 1, 2024 and March 8, 2023, respectively, by KKA I Gde Eka Sarmaja, FSAI. The principal actuarial assumptions used by the independent actuary for December 31, 2023 and 2022 are as follows:

	2023	2022
Discount rate	6.75%	7.25%
Health care costs trend rate assumed for next year	7.00%	7.00%
Ultimate health care costs trend rate	7.00%	7.00%
Year that the rate reaches the ultimate trend rate	2023	2022
Indonesian mortality table	2019	2019

PERUSAHAAN PERSEROAN (PERSERO)
PT TELEKOMUNIKASI INDONESIA Tbk. AND ITS SUBSIDIARIES
NOTES TO THE CONSOLIDATED FINANCIAL STATEMENTS
As of December 31, 2023 and For the Year Then Ended
(Amounts in the tables expressed in billions of Rupiah, unless otherwise stated)

30. PENSION AND OTHER POST-EMPLOYMENT BENEFITS (continued)

c. Other post-employment benefits cost

The Company provides other post-employment benefits in the form of cash paid to employees on their retirement or termination. These benefits consist of final housing allowance (*Biaya Fasilitas Perumahan Terakhir* or “BFPT”) and home passage leave (*Biaya Perjalanan Pensiun dan Purnabhakti* or “BPP”) and death allowance (*Meninggal Dunia* or “MD” allowance) is given to employees who have passed away with an amount of 12 times from the last salary.

The actuarial valuation for the other post-employment benefits plan was performed based on measurement date as of December 31, 2023 and 2022, with reports dated March 1, 2024 and March 8, 2023, respectively, by KKA I Gde Eka Sarmaja, FSAI. The principal actuarial assumptions used by the independent actuary for December 31, 2023 and 2022 are as follows:

	2023	2022
Discount rate	6.50%	6.75%
Indonesian mortality table	2019	2019

d. Long service employee benefits

The company provides long service employee benefits to employee hired before July 1, 2002 and have a service period of more than 30 years and retired after September 19, 2019. Total obligation recognized as of December 31, 2023 and 2022 amounted to Rp1 billion, respectively. The related long service employee benefits cost charged to expense amounted to Rp1 billion for the years ended December 31, 2023 and 2022, respectively.

e. Obligation under the Labor Law

Under Law No. 11 Year 2020, the Group is required to provide minimum pension benefits, if not covered yet by the sponsored pension plans, to its employees upon retirement. Total obligation recognized as of December 31, 2023 and 2022 amounted to Rp1,005 billion and Rp928 billion, respectively. The related pension employee benefits cost charged to expense amounted to Rp217 billion and Rp78 billion for the years ended December 31, 2023 and 2022, respectively. The actuarial gain in OCI amounted to Rp41 billion and Rp13 billion for the years ended December 31, 2023 and 2022, respectively.

f. Maturity Profile of Defined Benefit Obligation (“DBO”)

The timing of benefits payments and weighted average duration of DBO for 2023 and 2022 are as follows:

Time Period	Expected Benefits Payment							
	The Company				Telkomsel	Post-employment health care benefits	Other post-employment benefits	Post-employment benefits UUCK (Telkom)
	Defined pension benefit obligation	Additional pension benefit obligation	Unfunded	Funded				
2023								
Within next 10 years	21,044	39	340	8,833	8,929	281	83	
Within 10-20 years	15,850	30	79	13,778	13,651	116	426	
Within 20-30 years	9,623	16	139	9,184	12,128	70	485	
Within 30-40 years	3,630	5	21	439	5,114	3	49	
Within 40-50 years	693	1	-	-	819	-	-	
Within 50-60 years	53	-	-	-	48	-	-	
Within 60-70 years	1	-	-	-	5	-	-	
Within 70-80 years	-	-	-	-	1	-	-	
Weighted average duration of DBO	8.42 years	8.42 years	5.54 years	9.18 years	12.39 years	4.51 years	11.18 years	

PERUSAHAAN PERSEROAN (PERSERO)
PT TELEKOMUNIKASI INDONESIA Tbk. AND ITS SUBSIDIARIES
NOTES TO THE CONSOLIDATED FINANCIAL STATEMENTS
As of December 31, 2023 and For the Year Then Ended
(Amounts in the tables expressed in billions of Rupiah, unless otherwise stated)

30. PENSION AND OTHER POST-EMPLOYMENT BENEFITS (continued)

f. Maturity Profile of Defined Benefit Obligation (“DBO”) (continued)

The timing of benefits payments and weighted average duration of DBO for 2023 and 2022 are as follows (continued):

Time Period	Expected Benefits Payment						
	The Company		Unfunded	Telkomsel	Post-employment health care benefits	Other post-employment benefits	Post-employment benefits UUCK (Telkom)
	Defined pension benefit obligation	Additional pension benefit obligation					
2022							
Within next 10 years	21,232	40	705	5,111	8,092	324	59
Within 10-20 years	16,485	31	229	11,178	12,746	123	414
Within 20-30 years	10,414	18	430	7,827	12,019	83	497
Within 30-40 years	4,209	6	96	473	5,491	6	80
Within 40-50 years	882	1	-	-	970	-	-
Within 50-60 years	77	-	-	-	59	-	-
Within 60-70 years	2	-	-	-	6	-	-
Within 70-80 years	-	-	-	-	1	-	-
Weighted average duration of DBO	8.48 years	8.48 years	5.52 years	9.45 years	12.40 years	4.62 years	11.69 years

g. Sensitivity Analysis

As of December 31, 2023 and 2022, 1% change in discount rate and rate of compensation would have effect on DBO, are as follows:

Sensitivity	Discount Rate		Rate of Compensation	
	1% Increase	1% Decrease	1% Increase	1% Decrease
	Increase (decrease) in amounts		Increase (decrease) in amounts	
2023				
Funded:				
Defined pension benefit obligation	(2,030)	2,387	235	(224)
Unfunded	(10)	12	13	(12)
Telkomsel	(529)	602	651	(582)
Post-employment health care benefits	(1,609)	1,939	1,845	(1,565)
Other post-employment benefits	(11)	12	3	(3)
Post-employment benefits UUCK (Telkom)	(10)	12	33	(28)
2022				
Funded:				
Defined pension benefit obligation	(1,948)	2,291	268	255
Unfunded	(24)	27	29	(27)
Telkomsel	(430)	491	536	(477)
Post-employment health care benefits	(1,413)	1,703	1,629	1,380
Other post-employment benefits	(12)	13	-	-
Post-employment benefits UUCK (Telkom)	(8)	10	27	(24)

PERUSAHAAN PERSEROAN (PERSERO)
PT TELEKOMUNIKASI INDONESIA Tbk. AND ITS SUBSIDIARIES
NOTES TO THE CONSOLIDATED FINANCIAL STATEMENTS
As of December 31, 2023 and For the Year Then Ended
(Amounts in the tables expressed in billions of Rupiah, unless otherwise stated)

30. PENSION AND OTHER POST-EMPLOYMENT BENEFITS (continued)

g. Sensitivity Analysis (continued)

The sensitivity analysis was determined based on a method that extrapolates the impact on DBO as a result of reasonable changes in key assumptions occurring at the end of the reporting period.

The sensitivity results above determine the individual impact on the Plan's DBO at the end of the year. In reality, the Plan is subject to multiple external experience items which may move the DBO in similar or opposite directions, and the Plan's sensitivity to such changes can vary over time.

There are no changes in the methods and assumptions used in preparing the sensitivity analysis from the previous period.

31. LONG SERVICE AWARDS ("LSA") PROVISIONS

Telkomsel and Telkomsat provide certain cash awards or certain number of days leave benefits to their employees based on the employees' length of service requirements, including LSA and Long Service Leaves ("LSL"). LSA are either paid at the time the employees reach certain years of employment, or at the time of termination. LSL are either certain number of days leave benefit or cash, subject to approval by management, provided to employees who meet the requisite number of years of service and reach a certain minimum age.

The obligation with respect to these awards which was determined based on an actuarial valuation using the Projected Unit Credit method amounted to Rp1,153 billion and Rp1,031 billion as of December 31, 2023 and 2022, respectively. The related benefit costs charged to expense amounted Rp289 billion and Rp92 billion for the years ended December 31, 2023 and 2022, respectively (Note 24).

PERUSAHAAN PERSEROAN (PERSERO)
PT TELEKOMUNIKASI INDONESIA Tbk. AND ITS SUBSIDIARIES
NOTES TO THE CONSOLIDATED FINANCIAL STATEMENTS
As of December 31, 2023 and For the Year Then Ended
(Amounts in the tables expressed in billions of Rupiah, unless otherwise stated)

32. RELATED PARTIES TRANSACTIONS

a. Nature of relationships and accounts/transactions with related parties

Details of the nature of relationships and accounts/transactions with significant related parties are as follows:

Related parties	Nature of relationships parties	Nature of accounts/transactions
The Government Ministry of Finance	Majority stockholder	Internet and data service revenues, other telecommunication service revenues, finance costs, and investment in financial instruments
State-owned enterprises Indosat	Entity under common control	Interconnection revenues, leased lines revenues, satellite transponder usage revenues, interconnection expenses, telecommunication facilities usage expenses, operating and maintenance expenses, and usage of data communication network system expenses
PT Pertamina (Persero) ("Pertamina")	Entity under common control	Internet and data service revenues and other telecommunication service revenues
State-owned banks BNI	Entity under common control	Finance income and finance costs
BRI	Entity under common control	Internet and data service revenues, other telecommunication service revenues, finance income, and finance costs
Bank Mandiri	Entity under common control	Internet and data service revenues, other telecommunication service revenues, finance income, and finance costs
PT Taspen (Persero) ("Taspen")	Entity under common control	Internet and data service revenues and other telecommunication service revenues
PT Perusahaan Listrik Negara ("PLN")	Entity under common control	Internet and data service revenues, other telecommunication service revenues, and electricity expenses
PT Asuransi Jasa Indonesia ("Jasindo")	Entity under common control	Fixed assets insurance expenses and personal insurance expenses
PT BNI Life Insurance ("BNI Life Insurance")	Entity under common control	Medical expenses
PT Mandiri Sekuritas ("Mandiri Sekuritas")	Entity under common control	Consultant expenses
Bahana TCW	Entity under common control	Mutual funds
BTN	Entity under common control	Cash in bank and time deposits
BSI	Entity under common control	Cash in bank and time deposits
Sarana Multi Infrastruktur	Entity under common control	Other borrowing and finance costs
Other state-owned enterprises	Entity under common control	Internet and data service revenues, other telecommunication services revenues, operating expenses, and purchase of property and equipments
PT Omni Inovasi Indonesia Tbk. ("Omni Inovasi Indonesia")	Associated company	Distribution of SIM cards and pulse reload voucher
PT Fintek Karya Nusantara ("Finarya")	Associated company	Marketing expenses and distribution of SIM cards and pulse reload voucher
Indonusa	Associated company	Internet and data service revenues and other telecommunication service revenues
PT Kereta Cepat Indonesia China ("KCIC")	Other related entities	Other telecommunication service revenue
Padi UMKM	Other related entities	Operational and maintenance expenses, collection fees, training expenses, internal security expenses, research and development expenses, printing expenses, meeting expenses, general and other administrative expenses, promotion expenses, advertising expenses, sales fees, customer education expenses, and marketing expenses
Directors	Key management personnel	Honorarium and facilities
Commissioners	Supervisory personnel	Honorarium and facilities

The outstanding balances of trade receivables and payables as of December 31, 2023 and 2022 are unsecured and interest-free and the settlement occurs in cash. There have been no guarantees provided or received for any related party receivables or payables. As of December 31, 2023 and 2022, the Group recorded an increase (decrease) of impairment loss from trade receivables of related party amounted to Rp47 billion and Rp(57) billion, respectively.

PERUSAHAAN PERSEROAN (PERSERO)
PT TELEKOMUNIKASI INDONESIA Tbk. AND ITS SUBSIDIARIES
NOTES TO THE CONSOLIDATED FINANCIAL STATEMENTS
As of December 31, 2023 and For the Year Then Ended
(Amounts in the tables expressed in billions of Rupiah, unless otherwise stated)

32. RELATED PARTIES TRANSACTIONS (continued)

b. Significant transactions with related parties

	2023		2022	
	Amount	% of total revenues	Amount	% of total revenues
Revenues				
Majority Stockholder				
Ministry of Finance	174	0.12	199	0.14
Entities under common control				
Indosat	2,195	1.47	1,923	1.31
Pertamina	755	0.51	752	0.51
BNI	509	0.34	493	0.33
BRI	190	0.13	104	0.07
Bank Mandiri	156	0.10	180	0.12
Taspen	106	0.07	56	0.04
Others (each below Rp100 billion)	900	0.60	1,369	0.93
Sub-total	4,811	3.22	4,877	3.31
Other related entities	130	0.09	52	0.04
Associated companies	8	0.01	6	0.00
Total	5,123	3.44	5,134	3.49

	2023		2022	
	Amount	% of total expenses	Amount	% of total expenses
Expenses				
Entities under common control				
PLN	2,602	2.49	2,473	2.43
Indosat	566	0.54	537	0.53
Jasindo	198	0.19	296	0.29
BNI Life Insurance	143	0.14	-	-
Mandiri Sekuritas	109	0.10	-	-
Others (each below Rp100 billion)	272	0.26	228	0.22
Sub-total	3,890	3.72	3,534	3.47
Other related entities				
Padi UMKM	561	0.54	626	0.62
Others (each below Rp100 billion)	94	0.09	98	0.10
Sub-total	655	0.63	724	0.72
Associated companies				
Finarya	126	0.12	110	0.11
Others (each below Rp100 billion)	0	0.00	37	0.04
Sub-total	126	0.12	147	0.15
Total	4,671	4.47	4,405	4.34

	2023		2022	
	Amount	% of total finance income	Amount	% of total finance income
Finance income				
Entities under common control				
State-owned banks	312	29.41	459	52.28
Total	312	29.41	459	52.28

	2023		2022	
	Amount	% of total finance cost	Amount	% of total finance cost
Finance cost				
Majority stockholder				
Ministry of Finance	5	0.11	10	0.25
Entities under common control				
State-owned banks	1,111	23.88	1,004	24.89
Sarana Multi Infrastruktur	74	1.59	109	2.70
Total	1,190	25.58	1,123	27.84

PERUSAHAAN PERSEROAN (PERSERO)
PT TELEKOMUNIKASI INDONESIA Tbk. AND ITS SUBSIDIARIES
NOTES TO THE CONSOLIDATED FINANCIAL STATEMENTS
As of December 31, 2023 and For the Year Then Ended
(Amounts in the tables expressed in billions of Rupiah, unless otherwise stated)

32. RELATED PARTIES TRANSACTIONS (continued)

b. Significant transactions with related parties (continued)

	2023		2022	
	Amount	% of total purchases	Amount	% of total purchases
Purchase of property and equipments				
Entities under common control	64	0.19	121	0.35
Total	64	0.19	121	0.35

	2023		2022	
	Amount	% of total revenues	Amount	% of total revenue
Distribution of SIM card and voucher				
Associated companies				
Omni Inovasi Indonesia	467	0.31	981	0.67
Finarya	159	0.11	141	0.10
Total	626	0.42	1,122	0.77

c. Balance of accounts with related parties

	2023		2022	
	Amount	% of total assets	Amount	% of total assets
Cash and cash equivalents (Note 3)	19,024	6.63	23,328	8.48
Other current financial asset (Note 4)	800	0.28	400	0.15
Trade receivables (Note 5)	1,918	0.67	1,620	0.59
Contract assets				
Majority stockholder				
Ministry of Finance	36	0.01	24	0.01
Entities under common control	252	0.09	248	0.09
Associated companies	1	0.00	1	0.00
Other related entities	1	0.00	1	0.00
Total	290	0.10	274	0.10
Other current asset	53	0.02	98	0.04
Other non-current asset	5	0.00	15	0.01

	2023		2022	
	Amount	% of total liabilities	Amount	% of total liabilities
Trade payables (Note 15)				
Majority stockholder				
Ministry of Finance	18	0.01	0	0.00
Entities under common control				
State-owned enterprises	302	0.23	197	0.16
Indosat	129	0.10	140	0.11
Others	12	0.01	37	0.03
Sub-total	443	0.34	374	0.30
Associated companies	40	0.03	-	-
Other related entities	84	0.06	57	0.05
Total	585	0.44	431	0.35

PERUSAHAAN PERSEROAN (PERSERO)
PT TELEKOMUNIKASI INDONESIA Tbk. AND ITS SUBSIDIARIES
NOTES TO THE CONSOLIDATED FINANCIAL STATEMENTS
As of December 31, 2023 and For the Year Then Ended
(Amounts in the tables expressed in billions of Rupiah, unless otherwise stated)

32. RELATED PARTIES TRANSACTIONS (continued)

c. Balance of accounts with related parties (continued)

	2023		2022	
	Amount	% of total liabilities	Amount	% of total liabilities
Accrued expenses				
Majority stockholder				
Ministry of Finance	1	0.00	1	0.00
Entities under common control				
State-owned enterprises	137	0.10	57	0.05
State-owned banks	39	0.03	74	0.06
Others	0	0.00	2	0.00
Sub-total	176	0.13	133	0.11
Total	177	0.13	134	0.11
Contract liabilities				
Majority stockholder				
Ministry of Finance	18	0.01	34	0.03
Entities under common control				
State-owned enterprises	312	0.24	170	0.13
Others	1	0.00	0	0.00
Sub-total	313	0.24	170	0.13
Associated companies	13	0.01	2	0.00
Other related entities				
KCIC	1,133	0.87	-	-
Others	2	0.00	3	0.00
Sub-total	1,135	0.87	3	0.00
Total	1,479	1.13	209	0.16
Customer deposits	19	0.01	19	0.02
Short-term bank loans (Note 18)	4,916	3.77	4,462	3.54
Two-step loans (Note 19a)	84	0.06	209	0.17
Long-term bank loans (Note 19c)	11,099	8.51	11,284	8.96
Other borrowings (Note 19d)	362	0.28	1,314	1.04

d. Significant agreements with related parties

i. The Government

The Company obtained two-step loans from the Government (Note 19a).

ii. Indosat

The Company has an agreement with Indosat to provide international telecommunications services to the public.

The Company has also entered into an interconnection agreement between the Company's fixed line network (Public Switched Telephone Network or "PSTN") and Indosat's Global System for Mobile ("GSM") cellular telecommunications network in connection with the implementation of Indosat Multimedia Mobile services and the settlement of related interconnection rights and obligations.

The Company also has an agreement with Indosat for the interconnection of Indosat's GSM mobile cellular telecommunications network with the Company's PSTN, which enable each party's customers to make domestic calls between Indosat's GSM mobile network and the Company's fixed line network, as well as allowing Indosat's mobile customers to access the Company's IDD service by dialing "007".

PERUSAHAAN PERSEROAN (PERSERO)
PT TELEKOMUNIKASI INDONESIA Tbk. AND ITS SUBSIDIARIES
NOTES TO THE CONSOLIDATED FINANCIAL STATEMENTS
As of December 31, 2023 and For the Year Then Ended
(Amounts in the tables expressed in billions of Rupiah, unless otherwise stated)

32. RELATED PARTIES TRANSACTIONS (continued)

d. Significant agreements with related parties (continued)

ii. Indosat (continued)

The Company has been handling customer billings and collections for Indosat. Indosat is gradually taking over the activities and performing its own direct billing and collection. The Company has received compensation from Indosat computed at 1% of the collections made by the Company starting from January 1, 1995, as well as the billing process expenses which are fixed at a certain amount per record. On December 11, 2008, the Company and Indosat agreed to implement IDD service charge tariff which already took into account the compensation for billing and collection. The agreement is valid and effective in the current year and can be applied until a new agreement becomes available.

On December 18, 2017, the Company and Indosat signed amendments to the interconnection agreements for the fixed line networks (local, long distance direct connection and international) and mobile network for the implementation of the cost-based tariff obligations under the MoCI Regulation No.8/Year 2006. These amendments took effect starting on January 1, 2018.

Telkomsel also entered into an agreement with Indosat for the provision of international telecommunications services to its GSM mobile cellular customers.

The Company provides leased lines to Indosat and its subsidiaries, namely PT Indosat Mega Media and PT Aplikanusa Lintasarta ("Lintasarta"). The leased lines can be used by these companies for telephone, telegraph, data, telex, facsimile, or other telecommunication services.

iii. Others

The Company entered into an agreement with Lintasarta for the use of satellite transponders or the Company's subscribed circuit telecommunication satellite frequency channels.

e. Remuneration of key management and supervisory personnel

Key management personnel consists of the Directors of the Company and supervisory personnel consists of Board of Commissioners.

The Company provides remuneration in the form of salaries/honorarium and facilities to support the governance and oversight duties of the Board of Commissioners and the leadership and management duties of the Directors. The total of such remuneration is as follow:

	2023		2022	
	Amount	% of total expenses	Amount	% of total expenses
Board of Directors	475	0.46%	401	0.39%
Board of Commissioners	179	0.17%	164	0.16%

The amounts disclosed in the table are the amounts recognized as an expense during the reporting periods.

PERUSAHAAN PERSEROAN (PERSERO)
PT TELEKOMUNIKASI INDONESIA Tbk. AND ITS SUBSIDIARIES
NOTES TO THE CONSOLIDATED FINANCIAL STATEMENTS
As of December 31, 2023 and For the Year Then Ended
(Amounts in the tables expressed in billions of Rupiah, unless otherwise stated)

33. OPERATING SEGMENTS

The Group has four primary reportable segments, namely mobile, consumer, enterprise, and WIB. The mobile segment provides mobile voice, SMS, value added services, and mobile broadband. The consumer segment provides IndiHome services (bundled service of fixed wireline, pay TV, and internet) and other telecommunication services to residential customers. The enterprise segment provides end-to-end solution to corporate and institutional customers. The WIB segment provides interconnection services, broadband access, information technology services, data, and internet services to other licensed telecommunication operator and international customers. Other segment provides digital content products (music and game), big data, Business to Business (“B2B”) Commerce, and financial services to individual and corporate customers. There are no operating segments that have been aggregated to form the reportable segments.

Management monitors the operating results of the business units separately for the purpose of decision-making about resource allocation and performance assessment. Segment performance is evaluated based on operating profit or loss and is measured consistently with operating profit or loss in the consolidated financial statements. However, the financing activities and income taxes are managed on a group basis and are not separately monitored and allocated to operating segments.

Segment revenues dan expenses include transactions between operating segments and are accounted at prices that management believes represent market prices.

	2023					Total segment	Adjustment and elimination	Total consolidated
	Mobile	Consumer	Enterprise	WIB	Others			
Segment result								
Revenues								
External revenues	85,291	27,713	18,237	16,928	402	148,571	645	149,216
Inter-segment revenues	3,628	(1,106)	26,505	20,333	2,014	51,374	(51,374)	-
Total segment revenues	88,919	26,607	44,742	37,261	2,416	199,945	(50,729)	149,216
Segment results	28,693	7,971	602	9,386	(1,188)	45,464	(4,670)	40,794
Other information								
Capital expenditures	(12,370)	(6,434)	(5,073)	(8,964)	(11)	(32,852)	(116)	(32,968)
Depreciation and amortization	(21,248)	(5,828)	(3,884)	(6,135)	(18)	(37,113)	4,450	(32,663)
Provision recognized in current year	(231)	(463)	173	(11)	(5)	(537)	24	(513)
	2022					Total segmen	Adjustment and elimination	Total consolidated
	Mobile	Consumer	Enterprise	WIB	Others			
Segment result								
Revenues								
External revenues	85,493	26,354	19,161	15,442	239	146,689	617	147,306
Inter-segment revenues	3,344	195	24,646	19,658	2,486	50,329	(50,329)	-
Total segment revenues	88,837	26,549	43,807	35,100	2,725	197,018	(49,712)	147,306
Segment results	26,122	7,579	831	8,925	(1,063)	42,394	(6,055)	36,339
Other information								
Capital expenditures	(12,343)	(9,038)	(5,983)	(6,612)	(5)	(33,981)	(175)	(34,156)
Depreciation and amortization	(21,028)	(6,738)	(3,999)	(5,805)	(19)	(37,589)	4,334	(33,255)
Provision recognized in current year	(128)	(434)	(45)	34	(5)	(578)	11	(567)

Adjustments and eliminations:

a. Revenue reconciliation

	2023	2022
Total segment revenues	199,945	197,018
Revenue from other non-operating segments	645	617
Adjustment and inter-segment elimination	(51,374)	(50,329)
Consolidated revenues	149,216	147,306

PERUSAHAAN PERSEROAN (PERSERO)
PT TELEKOMUNIKASI INDONESIA Tbk. AND ITS SUBSIDIARIES
NOTES TO THE CONSOLIDATED FINANCIAL STATEMENTS
As of December 31, 2023 and For the Year Then Ended
(Amounts in the tables expressed in billions of Rupiah, unless otherwise stated)

33. OPERATING SEGMENTS (continued)

b. Segment results reconciliation

	<u>2023</u>	<u>2022</u>
Total segment results	45,464	42,394
Loss from other non-operating segments	(2,679)	(1,772)
Adjustment and inter-segment elimination	1,599	(1,041)
Finance income	1,061	878
Finance cost	(4,652)	(4,033)
Share of profit (loss) of long-term investment in associates	1	(87)
Consolidated profit before income tax	<u>40,794</u>	<u>36,339</u>

c. Capital expenditure reconciliation

	<u>2023</u>	<u>2022</u>
Total segment capital expenditure	(32,852)	(33,981)
Capital expenditure from other non-operating segments	(116)	(175)
Consolidated capital expenditure	<u>(32,968)</u>	<u>(34,156)</u>

d. Depreciation and amortization reconciliation

	<u>2023</u>	<u>2022</u>
Total segment depreciation and amortization	(37,113)	(37,589)
Depreciation and amortization from other non-operating segments	(250)	(263)
Adjustment and inter-segment elimination	4,700	4,597
Consolidated depreciation and amortization	<u>(32,663)</u>	<u>(33,255)</u>

e. Provision recognized in current year reconciliation

	<u>2023</u>	<u>2022</u>
Total segment provision	(537)	(578)
Provision recognized from other non-operating segments	(5)	(7)
Adjustment and inter-segment elimination	29	18
Consolidated provision recognized in current year	<u>(513)</u>	<u>(567)</u>

Geographic information:

	<u>2023</u>	<u>2022</u>
External revenues		
Indonesia	141,157	139,983
Abroad	8,059	7,323
Total	<u>149,216</u>	<u>147,306</u>

The revenue information above is based on the location of the customers.

There are no revenue from major customer which exceeds 10% of total revenues for the year ended December 31, 2023 and 2022.

	<u>2023</u>	<u>2022</u>
Non-current operating assets		
Indonesia	186,554	178,424
Abroad	2,932	3,207
Total	<u>189,486</u>	<u>181,631</u>

Non-current operating assets for segmen reporting purpose consist of property and equipment and intangible assets.

PERUSAHAAN PERSEROAN (PERSERO)
PT TELEKOMUNIKASI INDONESIA Tbk. AND ITS SUBSIDIARIES
NOTES TO THE CONSOLIDATED FINANCIAL STATEMENTS
As of December 31, 2023 and For the Year Then Ended
(Amounts in the tables expressed in billions of Rupiah, unless otherwise stated)

34. TELECOMMUNICATIONS SERVICE TARIFFS

Under Law No. 36 Year 1999 and Government Regulation No. 52 Year 2000, tariffs for operating telecommunications network and/or services are determined by providers based on the tariff type, structure, and with respect to the price cap formula set by the Government.

a. Fixed line telephone tariffs

The Government has issued a new adjustment tariff formula which is stipulated in MoCI Regulation No. 5/2021 dated March 31, 2021 concerning "Telecommunication Operation". This Decree replaced the previous Decree No. 15/PER/M.KOMINFO/4/2008 dated April 30, 2008.

Under the Decree, tariff structure for basic telephony services connected through fixed line network consists of the following:

- i. Activation fee
- ii. Monthly subscription charges
- iii. Usage charges, and
- iv. Additional facilities fee.

b. Mobile cellular telephone tariffs

On March 31, 2021, MoCI issued MoCI Regulation No. 5/2021, which provides guidelines to determine cellular tariffs with a formula consisting of network element cost and retail services activity cost.

Under MoCI Regulation No. 5/2021, cellular tariffs for the operation of telecommunication services connected through mobile cellular network consist of the following:

- (i) Basic telephony services tariff
- (ii) Roaming tariff, and/or
- (iii) Multimedia services tariff

with the following traffic structure:

- (i) Activation fee
- (ii) Monthly subscription charges, and/or
- (iii) Usage charges

c. Interconnection tariffs

The Indonesian Telecommunication Regulatory Body ("ITRB"), in its letter No. 262/BRTI/XII/2011 dated December 12, 2011, decided to change the basis for SMS interconnection tariff to cost basis with a maximum tariff of Rp23 per SMS effective from June 1, 2012, for all telecommunication provider operators.

Based on letter No.118/KOMINFO/DJPPI/PI.02.04/01/2014 dated January 30, 2014 of the Director General of Post and Informatics, the Director General of Post and Informatics decided to implement new interconnection tariff effective from February 1, 2014 until December 31, 2016, subject to evaluation on an annual basis. Pursuant to the Director General of Post and Informatics letter, the Company and Telkomsel are required to submit the Reference Interconnection Offer ("RIO") proposal to ITRB to be evaluated.

Subsequently, ITRB in its letters No. 60/BRTI/III/2014 dated March 10, 2014 and No. 125/BRTI/IV/2014 dated April 24, 2014 approved Telkomsel and the Company's revision of RIO regarding the interconnection tariff. Based on the letter, ITRB also approved the changes to the SMS interconnection tariff to Rp24 per SMS.

On January 18, 2017, ITRB in its letters No. 20/BRTI/DPII/2017 and No. 21/BRTI/DPII/2017, decided to use the interconnection tariff based on the Company and Telkomsel's RIO in 2014 until the new interconnection tariff is set.

PERUSAHAAN PERSEROAN (PERSERO)
PT TELEKOMUNIKASI INDONESIA Tbk. AND ITS SUBSIDIARIES
NOTES TO THE CONSOLIDATED FINANCIAL STATEMENTS
As of December 31, 2023 and For the Year Then Ended
(Amounts in the tables expressed in billions of Rupiah, unless otherwise stated)

34. TELECOMMUNICATIONS SERVICE TARIFFS (continued)

d. Network lease tariffs

In 2008, the Director General of Post and Telecommunication issued Decree No. 115 of 2008 which stated its agreement on Agreement on Network Lease Service Type Document, Network Lease Service Tariff, Available Capacity of Network Lease Service, Quality of Network Lease Service, and Provision Procedure of Network Lease Service Owned by Dominant Network Lease Service Provider in conformity with the Company's proposal. Through MoCI Regulation No. 5/2021, the Government regulated the form, type, tariff structure, and tariff formula for services of network lease.

e. Tariff for other services

The tariffs for satellite lease, telephony services, and other multimedia are determined by the service provider by taking into account the expenditures and market price. The Government only determines the tariff formula for basic telephony services. There is no stipulation for the tariff of other services.

35. SIGNIFICANT COMMITMENTS AND AGREEMENTS

a. Capital expenditures

As of December 31, 2023, capital expenditures committed under the contractual arrangements are Rp8,596 billion, US\$235 million, and CNY33 million.

The above balance includes the following significant agreements:

Contracting parties	Date of agreement	Significant part of the agreement
Telkomsel and PT Phincon	September 12, 2019 - September 12, 2024	Development and Rollout Agreement ("DRA") and Technical Support Agreement ("TSA") Customer Relationship Management ("CRM") Solution System Integrator
Telkomsel, PT Ericsson Indonesia, PT Huawei Tech Investment, and PT ZTE Indonesia	February 1, 2021 - January 31, 2024	Procurement Agreement for Radio Ultimate Solution ("ROA") and TSA
Telkomsel, PT Sempurna Global Pratama, PT Lintas Teknologi Indonesia, and PT Ericsson Indonesia	September 1, 2021 - September 1, 2024	Procurement Agreement of Next Generation of Gateway GPRS Support Node ("GGSN") (Virtualized EPC)
Telkomsel, Amdocs Software Solutions Limited Liability Company, and PT Application Solutions	October 8, 2021 - October 8, 2024	Agreement Online Charging System ("OCS") and Service Control Points ("SCP") System Solution Development
Telkomsel and PT Application Solutions	October 8, 2021 - October 8, 2024	TSA for OCS and SCP
Telkomsat and Thales Alenia Space France ("TAS")	October 28, 2021 - October 27, 2037	Procurement and Installation Agreement of HTS 113BT Satellite System
Telkomsel and PT Ericsson Indonesia	February 13, 2022 - February 12, 2025	Procurement Agreement for CS Core Solution ROA and TSA
Telkomsel and PT Lintas Teknologi Indonesia	February 13, 2022 - February 12, 2025	Procurement Agreement for CS Core Solution ROA and TSA
Telkomsel and PT Huawei Tech Investment	March 24, 2022 - March 24, 2025	Procurement Agreement for GGSN
Telkomsat and Space Exploration Technologies Corporation ("SpaceX")	April 19, 2022 - June 30, 2025	Procurement Agreement for Launch Service of HTS 113BT Satellite

PERUSAHAAN PERSEROAN (PERSERO)
PT TELEKOMUNIKASI INDONESIA Tbk. AND ITS SUBSIDIARIES
NOTES TO THE CONSOLIDATED FINANCIAL STATEMENTS
As of December 31, 2023 and For the Year Then Ended
(Amounts in the tables expressed in billions of Rupiah, unless otherwise stated)

35. SIGNIFICANT COMMITMENTS AND AGREEMENTS (continued)

b. Borrowings and other credit facilities

- (i) As of December 31, 2023, the Company has bank guarantee facilities for tender bonds, performance bonds, maintenance bonds, deposit guarantee, and advance payment bonds for various projects of the Company, as follows:

<u>Lenders</u>	<u>Total facility</u>	<u>Maturity</u>	<u>Currency</u>	<u>Facility utilized</u>
BRI	500	March 14, 2024	Rp	23
BNI	500	March 31, 2024	Rp	105
Bank Mandiri	500	June 21, 2025	Rp	127
Total	1,500			255

- (ii) As of December 31, 2023, Telkomsel has bank guarantee facilities for various projects, as follows:

<u>Lenders</u>	<u>Total facility</u>	<u>Maturity</u>	<u>Currency</u>	<u>Facility utilized</u>
BRI	1,000	September 25, 2028	Rp	621
BNI	2,100	December 11, 2024	Rp	1,453
Total	3,100			2,074

Bank guarantee facility with BRI and BNI are mainly for performance bond and surely bond of radio frequency (Note 35c.i).

- (iii) Telin has a bank guarantee facilities from Bank Mandiri with a maximum credit limit of US\$25 million or equal to Rp385 billion will expire on December 23, 2024. As of December 31, 2023, there is no bank guarantee facility used.

c. Others

- (i) Radio frequency usage

With reference to Law No. 36 of 1999, the use of radio frequency spectrum and the cost of using radio frequency are determined by the government. With reference to the Decision Letter No. 025/TEL.01.02/2022 Year 2022 dated January 28, 2022 of the MoCI, the MoCI granted Telkomsel the rights to provide mobile telecommunication services with radio frequency bandwidth in the 800 MHz, 900 MHz, 1,800 MHz, 2.1 GHz and 2.3 GHz; and basic telecommunication services.

With reference to Decision Letters No.509 Year 2016, No. 1896 year 2017, No. 806 Year 2019, No.620 Year 2020, No. 178 Year 2021, No. 479 Year 2022, No. 90 Year 2023, and No. 188 Year 2023 of the MoCI, Telkomsel is required, among other things, to:

1. Issue a surety bond each year amounting Rp1.03 trillion for spectrum 2.3 GHz.
2. Issue a surety bond each year amounting Rp360 billion for both spectrum 2.3 GHz Block A and C.
3. Issue a surety bond amounting Rp617.15 billion for spectrum 2.1 GHz.
4. Pay an annual right of usage ("BHP") as set forth in the decision letters. The BHP is payable upon receipt of *Surat Pemberitahuan Pembayaran* (notification letter) from the DGPI. The BHP fee is payable annually up to the expiry period of the license.

The following are radio frequency band licenses owned by Telkomsel along with the BHP fees paid during current year:

1. Radio frequency for band 800 MHz, 900 MHz, and 1,800 MHz

Based on Decree No. 620 Year 2020 of the MoCI, concerning the extension of the determination of radio frequency bands 800 MHz, 900 MHz and 1,800 MHz, Telkomsel should pay annual frequency usage fees from 2020 to 2030.

PERUSAHAAN PERSEROAN (PERSERO)
PT TELEKOMUNIKASI INDONESIA Tbk. AND ITS SUBSIDIARIES
NOTES TO THE CONSOLIDATED FINANCIAL STATEMENTS
As of December 31, 2023 and For the Year Then Ended
(Amounts in the tables expressed in billions of Rupiah, unless otherwise stated)

35. SIGNIFICANT COMMITMENTS AND AGREEMENTS (continued)

c. Others (continued)

(i) Radio frequency usage (continued)

2. Radio frequency for band up to 2.1 GHz

License No.	Description
Decree No. 90 Year 2023 of the MoCI amd. Decree No. 76 Year 2023 of the MoCI	On February 27, 2023, Telkomsel granted to utilize the annual radio frequency license for band 1,975-1,980 MHz paired with 2,165-2,170 MHz until March 18, 2033.
Decree No. 509 Year 2016 of the MoCI amd. Decree No. 76 Year 2023 of the MoCI	MoCI granted the extension of the radio frequency license for band 1,970-1,975 MHz paired with 2,160-2,165 MHz until March 28, 2026.
Decree No. 806 Year 2019 of the MoCI amd. Decree No. 76 Year 2023 of the MoCI	MoCI granted the extension of the radio frequency license for band 1,965-1,970 MHz paired with 2,155-2,160 MHz until September 30, 2029.
Decree No. 479 Year 2022 of the MoCI amd. Decree No. 76 Year 2023 of the MoCI	Telkomsel as the winner of auction and granted to utilize the radio frequency license for band 1,960-1,965 MHz paired with 2,150-2,155 MHz effective from January 11, 2023.

3. Radio frequency for band up to 2.3 GHz

License No.	Description
Decree No. 1896 Year 2017 of the MoCI	Telkomsel was appointed to use the radio frequency license for band 2,300-2,330 Mhz until 2026.
Decree No. 178 Year 2021 of the MoCI	Telkomsel as the winner to utilize the radio frequency license for band 2,330-2,340 MHz paired with 2,340-2,350 MHz for Block A and Block C, respectively until 2030.
Decree No. 487 Year 2022 of the MoCI amd. Decree No. 92 Year 2023 of the MoCI	On November 18, 2022, Telkomsel received a right to use reallocated radio frequency license for band 2,340-2,355 MHz paired with 2,330-2,360 MHz.
Decree No. 188 Year 2023 of the MoCI	On April, 2023, Telkomsel granted an approval to allocate part of the rights-of-use of 2.3 GHz radio frequency spectrum to PT Smart Telecom.

(ii) Radio frequency spectrum cooperation agreement

The MoCI has given approval to Telkomsel for a cooperation on the use of radio frequency spectrum with KCIC through a letter No. B-171/M.KOMINFO/SP.01.01/03/2023 dated March 17, 2023, regarding the Cooperation Agreement on the Use of Radio Frequency Spectrum in the range of 891-895 MHz paired with 936-940 MHz, with a period up to December 14, 2030.

As result from this agreement, KCIC shall pay to the Company several compensations, which are annual utilization fees totaling Rp878 billion, network recovery fee of Rp1,250 billion, as well as incremental operational and maintenance costs.

PERUSAHAAN PERSEROAN (PERSERO)
PT TELEKOMUNIKASI INDONESIA Tbk. AND ITS SUBSIDIARIES
NOTES TO THE CONSOLIDATED FINANCIAL STATEMENTS
As of December 31, 2023 and For the Year Then Ended
(Amounts in the tables expressed in billions of Rupiah, unless otherwise stated)

35. SIGNIFICANT COMMITMENTS AND AGREEMENTS (continued)

c. Others (continued)

(iii) Supplier of Google product cooperation agreement

On November 10, 2022, Sigma and PT Google Cloud Indonesia (“Google”) signed a cooperation agreement authorizing Sigma as a supplier of Google products. This Agreement requires Sigma to meet the minimum commitment to purchase Google products and is obligated to pay the difference between the realized value of the purchase of Google products and the minimum commitment. The minimum commitment values from November 2023 up to November 2024 and November 2024 up to November 2025 are US\$4,500 million and US\$9,000 million, respectively.

(iv) USO

On December 27, 2011, Telkomsel (on behalf of Konsorsium Telkomsel, a consortium which was established with Mitratel on December 9, 2011) was selected by *Balai Penyedia dan Pengelola Pembiayaan Telekomunikasi dan Informatika* (“BPPPTI”), now has been renamed as *Badan Aksesibilitas Telekomunikasi dan Informasi* (“BAKTI”) as a provider of the USO Program in the border areas with a total price of Rp261 billion.

In 2015, the Program was ceased. In January 2016, Telkomsel filed an arbitration claim to BANI for the settlement of the outstanding receivables of USO Programs.

On June 22, 2017, Telkomsel received a decision letter from BANI No. 792/1/ARB-BANI/2016 requesting BAKTI to pay compensation to Telkomsel amounting to Rp218 billion, and as of the date of the issuance of these consolidated financial statements Telkomsel has received the payment from BAKTI amounting to Rp91 billion (before tax) and no additional payment.

The MoCI issued Regulation No. 5 Year 2021 dated March 31, 2021 which replaced previous regulations regarding policies underlying the USO program. The regulation requires telecommunications operators in Indonesia to contribute 1.25% of gross revenues (with due consideration for bad debts and/or interconnection charges and/or connection charges and/or the exclusion of certain revenues that are not considered as part of gross revenues as a basis to calculate the USO charged) for USO development.

Based on Decree No. 827/KOMINFO/BAKTI.31/KS.1/10/2021 dated October 4, 2021 of BAKTI granted Telkomsel as operating cooperation partners (“KSO”) for eight packages KSO, which cover Nusa Tenggara, Kalimantan, Sulawesi, Maluku, West Papua, West Central Papua, North Central Papua and South East Papua for period from 2021 until 2031.

These consolidated financial statements are originally issued in the Indonesian language.

PERUSAHAAN PERSEROAN (PERSERO)
PT TELEKOMUNIKASI INDONESIA Tbk. AND ITS SUBSIDIARIES
NOTES TO THE CONSOLIDATED FINANCIAL STATEMENTS
As of December 31, 2023 and For the Year Then Ended
(Amounts in the tables expressed in billions of Rupiah, unless otherwise stated)

36. ASSETS AND LIABILITIES DENOMINATED IN FOREIGN CURRENCIES

Assets and liabilities denominated in foreign currencies are as follows:

	2023			
	U.S Dollar (in millions)	Japanese Yen (in millions)	Others* (in millions)	Rupiah equivalent (in billions)
Assets				
Cash and cash equivalents	263.35	5.66	16.23	4,271
Other current financial assets	27.15	-	-	419
Trade receivables				
Related parties	0.14	-	0.03	2
Third parties	152.98	-	11.71	2,525
Contract assets	6.90	-	-	107
Other receivables	0.51	-	1.10	25
Other current assets	1.40	-	2.61	34
Long-term investment in financial instruments	376.76	-	5.90	5,902
Other non-current assets	0.35	-	0.49	14
Total assets	829.54	5.66	38.07	13,299
Liabilities				
Trade payables				
Related parties	(0.14)	-	-	(2)
Third parties	(164.46)	(26.73)	(10.42)	(2,677)
Other payables	2.32	-	(7.73)	(55)
Accrued expenses	(32.26)	(2.61)	(4.53)	(549)
Customer deposits	(2.93)	-	(0.14)	(47)
Current maturities of long-term borrowings	(11.29)	(767.90)	(0.25)	(262)
Long-term borrowings - net of current maturities	(31.89)	-	(1.62)	(516)
Other liabilities	(0.09)	-	-	(1)
Total liabilities	(240.74)	(797.24)	(24.69)	(4,109)
Assets (liabilities) - net	588.80	(791.58)	13.38	9,190
	2022			
	U.S Dollar (in millions)	Japanese Yen (in millions)	Others* (in millions)	Rupiah equivalent (in billions)
Assets				
Cash and cash equivalents	261.09	5.74	13.60	4,298
Other current financial assets	27.06	-	0.02	427
Trade receivables				
Related parties	0.47	-	-	7
Third parties	86.06	-	8.24	1,481
Contract assets	30.91	-	-	486
Other receivables	0.92	-	1.11	32
Other current assets	0.30	-	0.46	13
Long-term investment in financial instruments	372.84	-	6.22	5,907
Other non-current assets	0.43	-	0.55	17
Total assets	780.08	5.74	30.20	12,668
Liabilities				
Trade payables				
Related parties	(0.13)	-	-	(2)
Third parties	(104.25)	(25.34)	(5.82)	(1,728)
Other payables	(1.58)	-	(2.93)	(70)
Accrued expenses	(39.41)	(5.21)	(2.31)	(657)
Customer deposits	(2.39)	-	(0.11)	(38)
Current maturities of long-term borrowings	(15.78)	(767.90)	(4.72)	(413)
Long-term borrowings – net of current maturities	(24.75)	(767.90)	(30.60)	(958)
Other liabilities	(2.00)	-	-	(33)
Total liabilities	(190.29)	(1,566.35)	(46.49)	(3,899)
Assets (liabilities) - net	589.79	(1,560.61)	(16.29)	8,769

*Assets and liabilities denominated in other foreign currencies are presented as U.S. Dollar equivalents using the buy and sell rates quoted by Reuters prevailing at the end of the reporting period.

The Group's activities expose them to a variety of financial risks, including the effects of changes in debt and equity market prices, foreign currency exchange rates, and interest rates.

PERUSAHAAN PERSEROAN (PERSERO)
PT TELEKOMUNIKASI INDONESIA Tbk. AND ITS SUBSIDIARIES
NOTES TO THE CONSOLIDATED FINANCIAL STATEMENTS
As of December 31, 2023 and For the Year Then Ended
(Amounts in the tables expressed in billions of Rupiah, unless otherwise stated)

37. FINANCIAL INSTRUMENTS

a. Fair value of financial assets and financial liabilities

i. Classification

(a) Financial asset

	2023	2022
Amortized cost		
Cash and cash equivalents	29,007	31,947
Other current financial assets	1,359	1,268
Trade receivables	10,667	8,634
Other receivables	266	245
Other non-current assets	155	186
FVTPL		
Long-term investment in financial instruments	8,028	8,508
Other current financial assets	302	81
FVTOCI		
Long-term investment in financial instruments	25	22
Total financial assets	49,809	50,891

(b) Financial liabilities

	2023	2022
Financial liabilities measured at amortized cost		
Trade payables	18,608	18,457
Other payables	441	463
Accrued expenses	13,079	15,445
Customers deposits	42	44
Short-term bank loans	9,650	8,191
Two-step loans	84	209
Bonds and MTN	5,343	4,793
Long-term bank loans	32,260	29,873
Other borrowings	362	1,314
Lease liabilities	20,425	18,661
Other liabilities	141	170
Total financial liabilities	100,435	97,620

ii. Fair values

The following table presents comparison of the carrying amounts and fair values of the Company's financial instruments, other than those the fair values are considered to approximate their carrying amounts as the impact of discounting is not significant:

2023	Carrying value	Fair value	Fair value measurement at reporting date using		
			Quoted prices in active markets for identical assets or liabilities (level 1)	Significant other observable inputs (level 2)	Significant unobservable inputs (level 3)
FVTPL					
Other current financial assets	302	302	302	-	-
Long-term investment in financial instruments	8,028	8,028	2,056	-	5,972
FVTOCI					
Long-term investment in financial instruments	25	25	-	-	25
Financial liabilities at amortized cost					
Interest-bearing loans and other borrowings:					
Two-step loans	84	83	-	-	83
Bonds and MTN	5,343	6,120	5,586	-	534
Long-term bank loans	32,260	31,473	-	-	31,473
Other borrowings	362	362	-	-	362
Lease liabilities	20,425	20,425	-	-	20,425
Other liabilities	141	141	-	-	141
Total	66,970	66,959	7,944	-	59,015

PERUSAHAAN PERSEROAN (PERSERO)
PT TELEKOMUNIKASI INDONESIA Tbk. AND ITS SUBSIDIARIES
NOTES TO THE CONSOLIDATED FINANCIAL STATEMENTS
As of December 31, 2023 and For the Year Then Ended
(Amounts in the tables expressed in billions of Rupiah, unless otherwise stated)

37. FINANCIAL INSTRUMENTS (continued)

a. Fair value of financial assets and financial liabilities (continued)

ii. Fair values (continued)

The following table presents comparison of the carrying amounts and fair values of the Company's financial instruments, other than those the fair values are considered to approximate their carrying amounts as the impact of discounting is not significant (continued):

	Carrying value	Fair value	Fair value measurement at reporting date using		
			Quoted prices in active markets for identical assets or liabilities (level 1)	Significant other observable inputs (level 2)	Significant unobservable inputs (level 3)
2022					
FVTPL					
Other current financial assets	81	81	81	-	-
Long-term investment in financial instruments	8,508	8,508	2,172	-	6,336
FVTOCI					
Long-term investment in financial instruments	22	22	-	-	22
Financial liabilities at amortized cost					
Interest-bearing loans and other borrowings:					
Two-step loans	209	207	-	-	207
Bonds and MTN	4,793	5,614	5,614	-	-
Long-term bank loans	29,873	29,860	-	-	29,860
Other borrowings	1,314	1,311	-	-	1,311
Lease liabilities	18,661	18,661	-	-	18,661
Other liabilities	170	170	-	-	170
Total	63,631	64,434	7,867	-	56,567

As of December 31, 2022, there was a transfer of the fair value hierarchy of financial assets from level 2 and level 3 to level 1 with the consideration that there was a quoted price in an active market condition for identical assets that could be accessed on the measurement date. Therefore, these financial assets can be categorized as level 1. These financial assets are long-term investments in shares in GOTO of Rp2,159 billion and in PT Global Sukses Solusi Tbk. of Rp13 billion.

Loss on fair value measurement recognized in consolidated statements of profit or loss and other comprehensive income for the years ended December 31, 2023 amounting to Rp687 billion.

Reconciliations of the beginning and ending balances for items measured at fair value using significant unobservable inputs (level 3) for the years ended December 31, 2023 and 2022 are as follows:

	2023	2022
Beginning balance	6,358	4,762
Gain (loss) recognized in consolidated statement of profit or loss and other comprehensive income	(687)	282
Purchase	330	1,338
Settlement	(4)	(24)
Ending balance	5,997	6,358

PERUSAHAAN PERSEROAN (PERSERO)
PT TELEKOMUNIKASI INDONESIA Tbk. AND ITS SUBSIDIARIES
NOTES TO THE CONSOLIDATED FINANCIAL STATEMENTS
As of December 31, 2023 and For the Year Then Ended
(Amounts in the tables expressed in billions of Rupiah, unless otherwise stated)

37. FINANCIAL INSTRUMENTS (continued)

a. Fair value of financial assets and financial liabilities (continued)

ii. Fair values (continued)

The following table summarizes the quantitative information about the significant unobservable inputs used in level 3 fair value measurements:

<u>Industry</u>	<u>Valuation technique</u>	<u>Significant unobservable input</u>	<u>Range (weighted average)</u>	<u>Sensitivity of the input of fair value</u>
<u>Investment in equity</u> Non-listed equity investment - technology	OPM Backsolve method	Volatility	40% - 70%	10% increase (decrease) in the percentage of volatility would result in an increase (decrease) Rp36 billion of the Investment value
		Exit timing	1 - 4 Years	Increase (decrease) in 1 year exit timing would result in an increase (decrease) Rp54 billion of the Investment value
		Probability of IPO	50%	50% increase (decrease) in IPO probability would result in an increase (decrease) Rp0 billion of the Investment value
	CoCos Equity	Volatility	20% - 100%	10% increase (decrease) in the percentage of volatility would result in an increase (decrease) Rp36 billion of the Investment value
		Exit timing	1 - 6 Years	Increase (decrease) in 1 year exit timing would result in an increase (decrease) Rp61 billion of the Investment value
	Probability-weighted Method	Volatility	60% - 80%	10% increase (decrease) in the percentage of volatility would result in an increase (decrease) Rp15 billion of the Investment value
		Exit timing	1.25 - 3.25 Years	Increase (decrease) in 1 year exit timing would result in an increase (decrease) Rp34 billion of the Investment value
	Recent Transaction	Volatility	53.66% - 73.66%	10% increase (decrease) in the percentage of volatility would result in an increase (decrease) Rp1 billion of the Investment value
		Exit timing	2 - 4 Years	Increase (decrease) in 1 year exit timing would result in an increase (decrease) Rp0 billion of the Investment value
	Market movement	Volatility	45% - 68%	10% increase (decrease) in the percentage of volatility would result in an increase (decrease) Rp1 billion of the Investment value
		Time to liquidity	2.3 - 3.3 Years	Increase (decrease) in 1 year time to liquidity would result in an increase (decrease) Rp2 billion of the Investment value

PERUSAHAAN PERSEROAN (PERSERO)
PT TELEKOMUNIKASI INDONESIA Tbk. AND ITS SUBSIDIARIES
NOTES TO THE CONSOLIDATED FINANCIAL STATEMENTS
As of December 31, 2023 and For the Year Then Ended
(Amounts in the tables expressed in billions of Rupiah, unless otherwise stated)

37. FINANCIAL INSTRUMENTS (continued)

a. Fair value of financial assets and financial liabilities (continued)

ii. Fair values (continued)

The following table summarizes the quantitative information about the significant unobservable inputs used in level 3 fair value measurements (continued):

Industry	Valuation technique	Significant unobservable input	Range (weighted average)	Sensitivity of the input of fair value	
Investment in equity					
Non-listed equity investment - credit rating agency	Discounted cash flow	Weighted Average Cost of Capital ("WACC")	11% - 22%	1% increase (decrease) in the percentage of WACC would result in an increase (decrease) Rp10 billion of the Investment value	
		Terminal growth rate	1% - 5%	1% increase (decrease) in terminal growth rate would result in an increase (decrease) Rp7 billion of the Investment value	
Non-listed equity investment - telecommunication	Discounted cash flow	WACC	3.85% - 16.5%	0.5% increase (decrease) in WACC would result in an increase (decrease) Rp0 billion of the Investment value	
		Terminal growth rate	2% - 3.2%	1% increase (decrease) in terminal growth rate would result in an increase (decrease) Rp0 billion of the Investment value	
Convertible bonds					
Non-listed equity investment - technology	OPM Backsolve method	Volatility	10%	10% increase (decrease) in the percentage of volatility would result in an increase (decrease) Rp0 billion of the Investment value	
		Exit timing	1 Year	Increase (decrease) in 1 year exit timing would result in an increase (decrease) Rp0 billion of the Investment value	
		Market movement	Volatility	50.80%	10% increase (decrease) in the percentage of volatility would result in an increase (decrease) Rp0 billion of the Investment value
		Time to liquidity	3.3 Years	Increase (decrease) in 1 year time to liquidity would result in an increase (decrease) Rp0 billion of the Investment value	
	Conversion discount	Probability of qualified financing	50%	50% increase (decrease) in probability of qualified financing would result in an increase (decrease) Rp1 billion of the Investment value	

iii. Fair value measurement

Fair value is the amount for which an asset could be exchanged, or a liability settled, between parties in an arm's length transaction.

The fair values of short-term financial assets and financial liabilities with maturities of one year or less (cash and cash equivalents, trade and other receivables, other current financial assets, trade and other payables, accrued expenses, and short-term bank loans) and other non-current assets are considered to approximate their carrying amounts as the impact of discounting is not significant.

The fair values of long-term financial assets (other non-current assets (long-term trade receivables and restricted cash) approximate their carrying amounts as the impact of discounting is not significant.

PERUSAHAAN PERSEROAN (PERSERO)
PT TELEKOMUNIKASI INDONESIA Tbk. AND ITS SUBSIDIARIES
NOTES TO THE CONSOLIDATED FINANCIAL STATEMENTS
As of December 31, 2023 and For the Year Then Ended
(Amounts in the tables expressed in billions of Rupiah, unless otherwise stated)

37. FINANCIAL INSTRUMENTS (continued)

a. Fair value of financial assets and financial liabilities (continued)

iii. Fair value measurement (continued)

The Group determined the fair value measurement for disclosure purposes of each class of financial assets and financial liabilities based on the following methods and assumptions:

- (a) Fair value through profit or loss, primarily consist of stocks, mutual funds, corporate and government bonds, and convertible bonds. Stocks and mutual funds actively traded in an established market are stated at fair value using quoted market price or, if unquoted, determined using a valuation technique. The fair value of convertible bonds are determined using valuation technique. Corporate and government bonds are stated at fair value by reference to prices of similar at the reporting date.
- (b) The fair values of long-term financial liabilities are estimated by discounting the future contractual cash flows of each liability at rates offered to the Group for similar liabilities of comparable maturities by the bankers of the Group, except for bonds which are based on market price.

The fair value estimates are inherently judgemental and involve various limitations, including:

- (a) Fair values presented do not take into consideration the effect of future currency fluctuations.
- (b) Estimated fair values are not necessarily indicative of the amounts that the Group would record upon disposal/termination of the financial assets and liabilities.

b. Financial risk management objectives and policies

The Group's activities expose it to a variety of financial risks such as market risks (including foreign exchange risk, market price risk, and interest rate risk), credit risk, and liquidity risk. Overall, the Group's financial risk management program is intended to minimize losses on the financial assets and financial liabilities arising from fluctuation of foreign currency exchange rates and the fluctuation of interest rates. Management has a written policy on foreign currency risk management mainly on time deposit placements and hedging to cover foreign currency risk exposures for periods ranging from 3 up to 12 months.

Financial risk management is carried out by the Corporate Finance unit under policies approved by the Board of Directors. The Corporate Finance unit identifies, evaluates and hedges financial risks.

i. Foreign exchange risk

The Group is exposed to foreign exchange risk on sales, purchases and borrowings that are denominated in foreign currencies. The foreign currency denominated transactions are primarily in U.S. Dollars and Japanese Yen. The Group's exposures to other foreign exchange rates are not material.

PERUSAHAAN PERSEROAN (PERSERO)
PT TELEKOMUNIKASI INDONESIA Tbk. AND ITS SUBSIDIARIES
NOTES TO THE CONSOLIDATED FINANCIAL STATEMENTS
As of December 31, 2023 and For the Year Then Ended
(Amounts in the tables expressed in billions of Rupiah, unless otherwise stated)

37. FINANCIAL INSTRUMENTS (continued)

b. Financial risk management objectives and policies (continued)

i. Foreign exchange risk (continued)

Increasing risks of foreign currency exchange rates on the obligations of the Group are expected to be partly offset by the effects of the exchange rates on time deposits and receivables in foreign currencies that are equal to at least 25% of the outstanding current foreign currency liabilities.

The following table presents the Group's financial assets and financial liabilities exposure to foreign currency risk:

	2023		2022	
	U.S. Dollar (in billions)	Japanese Yen (in billions)	U.S. Dollar (in billions)	Japanese Yen (in billions)
Financial assets	0.83	0.01	0.78	0.01
Financial liabilities	(0.24)	(0.80)	(0.19)	(1.57)
Net exposure	0.59	(0.79)	0.59	(1.56)

Sensitivity analysis

A strengthening of the U.S. Dollar and Japanese Yen, as indicated below, against the Rupiah at December 31, 2023 would have decreased equity and profit or loss by the amounts shown below. This analysis is based on foreign currency exchange rate variances that the Group considered to be reasonably possible at the reporting date. The analysis assumes that all other variables, in particular interest rates, remain constant.

	Equity/profit (loss)
December 31, 2023	
U.S. Dollar (1% strengthening)	91
Japanese Yen (5% strengthening)	(4)

A weakening of the U.S. Dollar and Japanese Yen against the Rupiah at December 31, 2023, would have had an equal but opposite effect on the above currencies to the amounts shown above, on the basis that all other variables remain constant.

ii. Market price risk

The Group is exposed to changes in debt and equity market prices related to financial assets measured at FVTPL carried at fair value. Gains and losses arising from changes in the fair value of financial assets measured at FVTPL are recognized in the consolidated statements of profit or loss and other comprehensive income.

The performance of the Group's financial assets measured at FVTPL is monitored periodically, together with a regular assessment of their relevance to the Group's long-term strategic plans.

As of December 31, 2023, management considered the price risk for the Group's financial assets measured at FVTPL to be immaterial in terms of the possible impact on profit or loss and total equity from a reasonably possible change in fair value.

PERUSAHAAN PERSEROAN (PERSERO)
PT TELEKOMUNIKASI INDONESIA Tbk. AND ITS SUBSIDIARIES
NOTES TO THE CONSOLIDATED FINANCIAL STATEMENTS
As of December 31, 2023 and For the Year Then Ended
(Amounts in the tables expressed in billions of Rupiah, unless otherwise stated)

37. FINANCIAL INSTRUMENTS (continued)

b. Financial risk management objectives and policies (continued)

iii. Interest rate risk

Interest rate fluctuation is monitored to minimize any negative impact to financial performance. Borrowings at variable interest rates expose the Group to interest rate risk (Notes 18 and 19). To measure market risk pertaining to fluctuations in interest rates, the Group primarily uses interest margin and maturity profile of the financial assets and liabilities based on changing schedule of the interest rate.

At reporting date, the interest rate profile of the Group's interest-bearing borrowings was as follows:

	<u>2023</u>	<u>2022</u>
Fixed rate borrowings	38,386	27,767
Variable rate borrowings	29,738	35,274

Sensitivity analysis for variable rate borrowings

As of December 31, 2023, a decrease (increase) by 25 basis points in interest rates of variable rate borrowings would have increased (decreased) equity and profit or loss by Rp74 billion, respectively. The analysis assumes that all other variables, in particular foreign currency rates, remain constant.

iv. Credit risk

The following table presents the maximum exposure to credit risk of the Group's financial assets:

	<u>2023</u>	<u>2022</u>
Cash and cash equivalents	29,007	31,947
Other current financial assets	1,661	1,349
Trade receivable	10,667	8,634
Other receivable	266	245
Other non-current assets	155	186
Total	<u>41,756</u>	<u>42,361</u>

The Group is exposed to credit risk primarily from cash and cash equivalents and trade and other receivables. The credit risk is controlled by continuous monitoring of outstanding balance and collection. Credit risk from balances with banks and financial institutions is managed by the Group's Corporate Finance Unit in accordance with the Group's written policy.

The Group placed the majority of its cash and cash equivalents in state-owned banks because they have the most extensive branch networks in Indonesia and are considered to be financially sound banks. Therefore, it is intended to minimize financial loss through banks and financial institutions' potential failure to make payments.

The customer credit risk is managed by continuous monitoring of outstanding balances and collection. Trade and other receivables do not have any major concentration of risk whereas no customer receivable balance exceeds 3.53% of trade receivables as of December 31, 2023. (December 31, 2022: 4.33%)

Management is confident in its ability to continue to control and sustain minimal exposure to the customer credit risk given that the Group has recognized sufficient provision for impairment of receivables to cover incurred loss arising from uncollectible receivables based on existing historical data on credit losses.

PERUSAHAAN PERSEROAN (PERSERO)
PT TELEKOMUNIKASI INDONESIA Tbk. AND ITS SUBSIDIARIES
NOTES TO THE CONSOLIDATED FINANCIAL STATEMENTS
As of December 31, 2023 and For the Year Then Ended
(Amounts in the tables expressed in billions of Rupiah, unless otherwise stated)

37. FINANCIAL INSTRUMENTS (continued)

b. Financial risk management objectives and policies (continued)

v. Liquidity risk

Liquidity risk arises in situations where the Group has difficulties in fulfilling financial liabilities when they become due.

Prudent liquidity risk management implies maintaining sufficient cash in order to meet the Group's financial obligations. The Group continuously performs an analysis to monitor financial position ratios, such as liquidity ratios and debt-to-equity ratios, against debt covenant requirements.

The following is the maturity profile of the Group's financial liabilities based on contractual undiscounted payments:

	Carrying amount	Contractual cash flows	2024	2025	2026	2027	2028 and thereafter
2023							
Trade payables	18,608	(18,608)	(18,608)	-	-	-	-
Other payables	441	(441)	(441)	-	-	-	-
Accrued expenses	13,079	(13,079)	(13,079)	-	-	-	-
Customer deposits	42	(42)	(42)	-	-	-	-
Interest bearing loans and other borrowings:							
Short-term bank loans	9,650	(9,650)	(9,650)	-	-	-	-
Two-step loans	84	(85)	(85)	-	-	-	-
Bonds and MTN	5,343	(10,163)	(1,086)	(2,574)	(293)	(293)	(5,917)
Long-term bank loans	32,260	(38,386)	(11,194)	(8,090)	(6,901)	(4,569)	(7,632)
Other borrowings	362	(370)	(370)	-	-	-	-
Lease liabilities	20,425	(24,498)	(6,614)	(3,564)	(3,073)	(2,573)	(8,674)
Other liabilities	141	(146)	(4)	(36)	(36)	(35)	(35)
Total	100,435	(115,468)	(61,173)	(14,264)	(10,303)	(7,470)	(22,258)

	Carrying amount	Contractual cash flows	2023	2024	2025	2026	2027 and thereafter
2022							
Trade payables	18,457	(18,457)	(18,457)	-	-	-	-
Other payables	463	(463)	(463)	-	-	-	-
Accrued expenses	15,445	(15,445)	(15,445)	-	-	-	-
Customer deposits	44	(44)	(44)	-	-	-	-
Interest bearing loans and other borrowings:							
Short-term bank loans	8,191	(8,191)	(8,191)	-	-	-	-
Two-step loans	209	(216)	(123)	(93)	-	-	-
Bonds and MTN	4,793	(10,096)	(509)	(510)	(2,574)	(293)	(6,210)
Long-term bank loans	29,873	(36,301)	(10,020)	(8,346)	(6,871)	(4,874)	(6,190)
Other borrowings	1,314	(1,394)	(1,027)	(367)	-	-	-
Lease liabilities	18,661	(22,053)	(5,893)	(4,545)	(2,766)	(2,258)	(6,591)
Other liabilities	170	(196)	(20)	(44)	(44)	(44)	(44)
Total	97,620	(112,856)	(60,192)	(13,905)	(12,255)	(7,469)	(19,035)

The difference between the carrying amount and the contractual cash flows is interest value. The interest value of variable-rate borrowings are determined based on the effective interest rates as of reporting date.

PERUSAHAAN PERSEROAN (PERSERO)
PT TELEKOMUNIKASI INDONESIA Tbk. AND ITS SUBSIDIARIES
NOTES TO THE CONSOLIDATED FINANCIAL STATEMENTS
As of December 31, 2023 and For the Year Then Ended
(Amounts in the tables expressed in billions of Rupiah, unless otherwise stated)

38. CAPITAL MANAGEMENT

The capital structure of the Group is as follows:

	2023		2022	
	Amount	Portion	Amount	Portion
Short-term debts	9,650	4.73%	8,191	4.26%
Long-term debts	58,474	28.68%	54,850	28.52%
Total debts	68,124	33.41%	63,041	32.78%
Equity attributable to owners of the parent company	135,744	66.59%	129,258	67.22%
Total	203,868	100.00%	192,299	100.00%

The Group's objectives when managing capital are to safeguard the Group's ability to continue as a going concern in order to provide returns for stockholders and benefits to other stakeholders and to maintain an optimum capital structure to minimize the cost of capital.

Periodically, the Group conducts debt valuation to assess possibilities of refinancing existing debts with new ones with have more efficient cost that will lead to more optimized cost-of-debt. In case of idle cash with limited investment opportunities, the Group will consider buying back its shares of stock or paying dividend to its stockholders.

In addition to complying with loan covenants, the Group also maintains its capital structure at the level it believes will not risk its credit rating and which is comparable with its competitors.

Debt-to-equity ratio (comparing net interest-bearing debt to total equity) is a ratio which is monitored by management to evaluate the Group's capital structure and review the effectiveness of the Group's debts. The Group monitors its debt levels to ensure the debt-to-equity ratio complies with or is below the ratio set out in its contractual borrowings arrangements and that such ratio is comparable or better than that of regional area entities in the telecommunications industry.

The Group's debt-to-equity ratio as of December 31, 2023 and 2022, respectively were as follows:

	2023	2022
Total interest-bearing debts	68,124	63,041
Less: cash and cash equivalents	(29,007)	(31,947)
Net debts	39,117	31,094
Total equity attributable to owners of the parent company	135,744	129,258
Net debt-to-equity ratio	28.82%	24.06%

As stated in Note 19, the Group is required to maintain a certain debt-to-equity ratio and debt service coverage ratio by the lenders. For the year ended December 31, 2023 and 2022, the Group has complied with externally imposed capital requirements.

PERUSAHAAN PERSEROAN (PERSERO)
PT TELEKOMUNIKASI INDONESIA Tbk. AND ITS SUBSIDIARIES
NOTES TO THE CONSOLIDATED FINANCIAL STATEMENTS
As of December 31, 2023 and For the Year Then Ended
(Amounts in the tables expressed in billions of Rupiah, unless otherwise stated)

39. SUPPLEMENTAL CASH FLOWS INFORMATION

a. The non-cash investing activities for the years ended December 31, 2023 and 2022 are as follows:

	2023	2022
Acquisition of property and equipment:		
Credited to trade payables	3,905	4,662
Borrowing cost capitalization	124	79
Addition of right of uses assets credited to leases (Note 12)	10,390	10,006
Acquisition of intangible assets:		
Credited to trade payables	479	258

b. The changes in liabilities arising from financing activities is as follows:

	January 1, 2023	Cash flows	Non-cash changes			December 31, 2023
			Foreign exchange movement	New leases	Other Changes	
Short-term bank loans	8,191	1,459	-	-	-	9,650
Two step loans	209	(128)	3	-	-	84
Bonds	4,793	550	-	-	-	5,343
Long-term bank loans	29,873	2,584	(213)	-	16	32,260
Other borrowings	1,314	(954)	-	-	2	362
Lease liabilities	18,661	(6,602)	(15)	10,390	(2,009)	20,425
Total liabilities from financing activities	63,041	(3,091)	(225)	10,390	(1,991)	68,124

40. SUBSEQUENT EVENT

In January 2024, Telkomsel has paid the entire outstanding loans to BSI, Bank of China, and BJB amounting to Rp500 billion, Rp1,400 billion, and Rp500 billion, respectively.

41. SUMMARY OF SIGNIFICANT DIFFERENCES BETWEEN PSAK AND INTERNATIONAL FINANCIAL REPORTING STANDARDS ("IFRS")

These are summary of significant differences between PSAK and IFRS for the year 2023.

Impact of significant differences between PSAK and IFRS on items in consolidated statements of financial position as of December 31, 2023 were as follows:

	Reference	PSAK	Reconciliation	IFRS
ASSETS				
Trade receivables - net allowance for expected credit losses				
Related parties	b	1,918	439	2,357
Third parties	b	8,749	(439)	8,310
Other current assets	d	7,996	15	8,011
Total Current Assets		55,613	15	55,628
Property and equipment - net of accumulated depreciation	a	180,755	(1,955)	178,800
Right-of-use asset	a,d	22,584	1,440	24,024
Deferred tax assets - net	d	4,170	50	4,220
Total Non-current Assets		231,429	(465)	230,964
TOTAL ASSETS		287,042	(450)	286,592

PERUSAHAAN PERSEROAN (PERSERO)
PT TELEKOMUNIKASI INDONESIA Tbk. AND ITS SUBSIDIARIES
NOTES TO THE CONSOLIDATED FINANCIAL STATEMENTS
As of December 31, 2023 and For the Year Then Ended
(Amounts in the tables expressed in billions of Rupiah, unless otherwise stated)

41. SUMMARY OF SIGNIFICANT DIFFERENCES BETWEEN PSAK AND INTERNATIONAL FINANCIAL REPORTING STANDARDS (“IFRS”) (continued)

	<u>Reference</u>	<u>PSAK</u>	<u>Reconciliation</u>	<u>IFRS</u>
LIABILITIES AND EQUITY				
Trade payables				
Related parties	b	585	2,405	2,990
Third parties	b	18,023	(2,405)	15,618
Current maturities of lease liabilities	d	5,575	(117)	5,458
Total Current Liabilities		71,568	(117)	71,451
Lease liabilities	d	14,850	(6)	14,844
Total Non-current Liabilities		58,912	(6)	58,906
TOTAL LIABILITIES		130,480	(123)	130,357
EQUITY				
Additional paid-in capital	c	2,711	(734)	1,977
Other equity	c	9,639	(9,139)	500
Retained earnings	c	118,441	9,705	128,146
Net equity attributable to owners of the parent company	d	135,744	(168)	135,576
Non-controlling interest	d	20,818	(159)	20,659
TOTAL EQUITY		156,562	(327)	156,235
TOTAL LIABILITIES AND EQUITY		287,042	(450)	286,592

Impact of significant differences between PSAK and IFRS on items in consolidated statements of profit or loss and other comprehensive income for the year ended December 31, 2023 were as follows:

	<u>Reference</u>	<u>PSAK</u>	<u>Reconciliation</u>	<u>IFRS</u>
Depreciation and amortization expenses	a,d	(32,663)	94	(32,569)
Other income - net	d	252	7	259
OPERATING PROFIT		44,384	101	44,485
Finance cost	d	(4,652)	(40)	(4,692)
PROFIT BEFORE INCOME TAX		40,794	61	40,855
INCOME TAX (EXPENSE) BENEFIT		(8,586)	(201)	(8,787)
PROFIT FOR THE YEAR		32,208	(140)	32,068
TOTAL COMPREHENSIVE INCOME FOR THE YEAR		30,754	(140)	30,614
Profit for the year attributable to:				
Owners of the parent company		24,560	(133)	24,427
Non-controlling interests		7,648	(7)	7,641
		32,208	(140)	32,068
Total comprehensive income for the year attributable to:				
Owners of the parent company		23,083	(134)	22,949
Non-controlling interests		7,671	(6)	7,665
		30,754	(140)	30,614
BASIC EARNING PER SHARE				
(in full amount)				
Net income per share		247.92	(1.34)	246.58
Net income per ADS (100 Series B shares per ADS)		24,792.50	(134.26)	24,658.24

PERUSAHAAN PERSEROAN (PERSERO)
PT TELEKOMUNIKASI INDONESIA Tbk. AND ITS SUBSIDIARIES
NOTES TO THE CONSOLIDATED FINANCIAL STATEMENTS
As of December 31, 2023 and For the Year Then Ended
(Amounts in the tables expressed in billions of Rupiah, unless otherwise stated)

41. SUMMARY OF SIGNIFICANT DIFFERENCES BETWEEN PSAK AND INTERNATIONAL FINANCIAL REPORTING STANDARDS (“IFRS”) (continued)

a. Land rights

Under PSAK, land rights are recorded as part of property and equipment and are not amortized, unless there is indication that the extension or renewal of land rights is not expected to be or will not be received. Costs incurred to process the extension or renewal of land legal rights are recognized as intangible assets and amortized over the shorter of the term of the land rights or the economic life of the land.

Under IFRS, land rights are accounted and presented as part of right-of-use assets. Land rights amortized over the lease period.

b. Related party transactions

Under Bapepam-LK Regulation No. VIII.G.7 regarding the Presentation and Disclosures of Financial Statements of Issuers or Public Companies, a government-related entity is an entity that is controlled, jointly controlled, or significantly influenced by a government. Government in this context is the Ministry of Finance or the Local Government, as the shareholder of the entity.

Under IFRS, a government-related entity is an entity that is controlled, jointly controlled, or significantly influenced by a government. Government in this context refers to the Government of Indonesia, Government agencies, and similar bodies whether local, national, or international.

c. Differences in entities under common control restructuring transactions

According to PSAK, the difference between restructuring transactions between entities under common control is included in the grouping of additional paid-in capital in equity. Meanwhile, according to IFRS, the difference in restructuring transactions between entities under common control is included in the grouping of retained earnings.

d. Timing difference in applying accounting standards

The Group applied PSAK 73 Leases starting from January 1, 2020. It is equivalent with accounting standards in IFRS 16 Leases which was implemented in the beginning January 1, 2019. Timing difference in applying accounting standard results in differences in some of accounts in the consolidated financial statements.

Program Pendanaan Usaha Mikro dan Usaha Kecil
Perusahaan Perseroan (Persero)
PT Telekomunikasi Indonesia Tbk

Laporan keuangan tanggal 31 Desember 2023
dan untuk tahun yang berakhir pada tanggal tersebut
beserta laporan auditor independen/
*Financial statements as of December 31, 2023
for the year then ended with independent auditor's report*

**PROGRAM PENDANAAN USAHA MIKRO DAN USAHA KECIL
(COMMUNITY DEVELOPMENT CENTER)
PERUSAHAAN PERSEROAN (PERSERO)
PT TELEKOMUNIKASI INDONESIA Tbk
LAPORAN KEUANGAN
TANGGAL 31 DESEMBER 2023
DAN UNTUK TAHUN YANG BERAKHIR PADA
TANGGAL TERSEBUT**

**PROGRAM PENDANAAN USAHA MIKRO DAN USAHA KECIL
(COMMUNITY DEVELOPMENT CENTER)
PERUSAHAAN PERSEROAN (PERSERO)
PT TELEKOMUNIKASI INDONESIA Tbk
FINANCIAL STATEMENTS
AS OF DECEMBER 31, 2023
AND FOR YEAR THEN ENDED**

Daftar Isi

Table of Contents

	Halaman/ Pages	
Surat Pernyataan <i>Senior General Manager</i> <i>Community Development Center (SGM CDC)</i>		<i>Statement of Senior General Manager Community Development Center (SGM CDC)</i>
Laporan Auditor Independen		<i>Independent Auditor's Report</i>
Laporan Posisi Keuangan	1 <i>Statement of Financial Position</i>
Laporan Penghasilan Komprehensif.....	2 <i>Statement of Comprehensive Income</i>
Laporan Perubahan Aset Neto.....	3 <i>Statement of Changes in Net Assets</i>
Laporan Arus Kas.....	4 <i>Statement of Cash Flows</i>
Catatan Atas Laporan Keuangan	5 - 22 <i>Notes to the Financial Statements</i>

**SURAT PERNYATAAN SENIOR GENERAL MANAGER
TENTANG TANGGUNG JAWAB ATAS
LAPORAN KEUANGAN PROGRAM PENDANAAN
USAHA MIKRO DAN USAHA KECIL
31 DESEMBER 2023 DAN UNTUK TAHUN YANG BERAKHIR
PADA TANGGAL TERSEBUT -
PERUSAHAAN PERSEROAN (PERSERO)
PT TELEKOMUNIKASI INDONESIA TBK
(COMMUNITY DEVELOPMENT CENTER)**

**STATEMENTS OF SENIOR GENERAL MANAGER
REGARDING THE RESPONSIBILITY FOR
THE FINANCIAL STATEMENTS OF PROGRAM
PENDANAAN USAHA MIKRO DAN USAHA KECIL
DECEMBER 31, 2023
AND FOR THE YEAR THEN ENDED -
PERUSAHAAN PERSEROAN (PERSERO)
PT TELEKOMUNIKASI INDONESIA TBK
(COMMUNITY DEVELOPMENT CENTER)**

No:Tel. 485/KU000/CDC-A1010000/2024

No:Tel. 485/KU000/CDC-A1010000/2024

Kami yang bertandatangan dibawah ini:

We, the undersigned:

Nama : Hery Susanto:
Alamat Kantor : Jl Gatot Subroto Kav 52 Jakarta:
Telepon : 021-5202173:
Telephone
Jabatan : Senior General Manager:
Community Development Center

Name
Office Address

Position

Menyatakan bahwa:

State that:

1. Kami bertanggung jawab atas penyusunan dan penyajian Laporan Keuangan Program Pendanaan Usaha Mikro dan Usaha Kecil Perusahaan Perseroan (Persero) PT Telekomunikasi Indonesia Tbk ("CDC");
2. Laporan Keuangan Program Pendanaan Usaha Mikro dan Usaha Kecil tanggal 31 Desember 2023 dan untuk tahun yang berakhir pada tanggal tersebut telah disusun dan disajikan berdasarkan Standar Akuntansi Keuangan Entitas Tanpa Akuntabilitas Publik;
3. a. Semua informasi dalam laporan keuangan Program Pendanaan Usaha Mikro dan Usaha Kecil telah dimuat secara lengkap dan benar;
b. Laporan Keuangan Program Pendanaan Usaha Mikro dan Usaha Kecil tidak mengandung informasi atau fakta material yang tidak benar, dan tidak menghilangkan informasi atau fakta material;
4. Kami bertanggung jawab atas sistem pengendalian intern dalam CDC.

1. *We are responsible for the preparation and presentation of Financial Statements of Program Pendanaan Usaha Mikro dan Usaha Kecil Perusahaan Perseroan (Persero) PT Telekomunikasi Indonesia Tbk ("CDC");*
2. *Financial statements Program Pendanaan Usaha Mikro dan Usaha Kecil as of December 31, 2023 and for the year then ended have been prepared and presented in accordance with Non-publicly-Accountable Financial Accounting Standards;*
3. a. *All information in the Program Pendanaan Usaha Mikro dan Usaha Kecil Financial Statements has been fully and correctly disclosed;*
b. *Program Pendanaan Usaha Mikro dan Usaha Kecil Financial Statements do not contain misleading material information or fact. And do not omit material information and fact;*
4. *We are responsible for the CDC's internal Control*

Demikian pernyataan ini dibuat dengan sebenarnya.

The Statement letter is made truthfully.

Jakarta, 8 Maret 2024/ Jakarta, March 8, 2024

Senior General Manager CDC



Hery Susanto
NIK.740115



*The original report included herein is in
the Indonesian language.*

Laporan Auditor Independen

Laporan No. 00181/2.1032/AU.2/10/1902-
1/1/III/2024

Pemegang Saham, Dewan Komisaris dan
Direksi Perusahaan Perseroan (Persero)
PT Telekomunikasi Indonesia Tbk

Pengelola Program Pendanaan Usaha Mikro dan
Usaha Kecil (*Community Development Center*)
Perusahaan Perseroan (Persero)
PT Telekomunikasi Indonesia Tbk

Opini

Kami telah mengaudit laporan keuangan
Program Pendanaan Usaha Mikro dan Usaha
Kecil (*Community Development Center*)
Perusahaan Perseroan (Persero)
PT Telekomunikasi Indonesia Tbk ("CDC")
terlampir, yang terdiri dari laporan posisi
keuangan tanggal 31 Desember 2023, serta
laporan penghasilan komprehensif,
laporan perubahan aset neto dan laporan arus kas
untuk tahun yang berakhir pada tanggal tersebut,
dan catatan atas laporan keuangan, termasuk
ikhtisar kebijakan akuntansi material.

Menurut opini kami, laporan keuangan terlampir
menyajikan secara wajar, dalam semua hal yang
material, posisi keuangan CDC tanggal
31 Desember 2023, serta kinerja keuangan dan
arus kas untuk tahun yang berakhir pada tanggal
tersebut, sesuai dengan Standar Akuntansi
Keuangan Entitas Tanpa Akuntabilitas Publik di
Indonesia.

Basis opini

Kami melaksanakan audit kami berdasarkan
Standar Audit yang ditetapkan oleh Institut
Akuntan Publik Indonesia ("IAPI"). Tanggung
jawab kami menurut standar tersebut diuraikan
lebih lanjut dalam paragraf Tanggung Jawab
Auditor terhadap Audit atas Laporan Keuangan
pada laporan kami. Kami independen terhadap
CDC berdasarkan ketentuan etika yang relevan
dalam audit kami atas laporan keuangan di
Indonesia, dan kami telah memenuhi tanggung
jawab etika lainnya berdasarkan ketentuan
tersebut. Kami yakin bahwa bukti audit yang telah
kami peroleh adalah cukup dan tepat untuk
menyediakan suatu basis bagi opini audit kami.

Independent Auditor's Report

Report No. 00181/2.1032/AU.2/10/1902-
1/1/III/2024

*The Shareholders and Boards of Commissioners
and Directors Perusahaan Perseroan (Persero)
PT Telekomunikasi Indonesia Tbk*

*Management of Program Pendanaan Usaha Mikro
dan Usaha Kecil (Community Development
Center) Perusahaan Perseroan (Persero)
PT Telekomunikasi Indonesia Tbk*

Opinion

*We have audited the accompanying financial
statements of Program Pendanaan Usaha Mikro
dan Usaha Kecil (Community Development Center)
Perusahaan Perseroan (Persero)
PT Telekomunikasi Indonesia Tbk ("CDC"), which
comprise of statement financial position as of
December 31, 2023, and the statements of
comprehensive income, changes in net assets and
cashflows for the year then ended, and notes to the
financial statements, including a summary of
material accounting policies.*

*In our opinion, the accompanying financial
statements present fairly, in all material respects,
the financial position of the CDC as of
December 31, 2023, and its financial performance
and cash flows for the year then ended, in
accordance with Indonesian Non-Publicly
Accountable Entities Financial Accounting
Standards.*

Basis for opinion

*We conducted our audit in accordance with
Standards on Auditing established by the
Indonesian Institute of Certified Public Accountants
("IICPA"). Our responsibilities under those
standards are further described in the Auditor's
Responsibilities for the Audit of the Financial
Statements paragraph of our report. We are
independent of the CDC in accordance with the
ethical requirements relevant to our audit of the
financial statements in Indonesia, and we have
fulfilled our other ethical responsibilities in
accordance with such requirements. We believe
that the audit evidence we have obtained is
sufficient and appropriate to provide a basis for our
audit opinion.*

Laporan Auditor Independen (lanjutan)

Laporan No. 00181/2.1032/AU.2/10/1902-1/1/III/2024 (lanjutan)

Informasi lain

Pengelola CDC bertanggung jawab atas informasi lain. Informasi lain terdiri dari informasi yang tercantum dalam Laporan Tahunan Tahun 2023 ("Laporan Tahunan"). Laporan Tahunan diharapkan akan tersedia bagi kami setelah tanggal laporan auditor independen ini.

Opini audit kami atas laporan keuangan terlampir tidak mencakup Laporan Tahunan, dan oleh karena itu, kami tidak menyatakan bentuk keyakinan apapun atas Laporan Tahunan tersebut.

Sehubungan dengan audit kami atas laporan keuangan terlampir, tanggung jawab kami adalah untuk membaca Laporan Tahunan dan, dalam pelaksanaannya, mempertimbangkan apakah Laporan Tahunan mengandung ketidakkonsistensian material dengan laporan keuangan terlampir atau pemahaman yang kami peroleh selama audit, atau mengandung kesalahan penyajian material.

Ketika kami membaca Laporan Tahunan, jika kami menyimpulkan bahwa terdapat suatu kesalahan penyajian material di dalamnya, kami diharuskan untuk mengomunikasikan hal tersebut kepada pihak yang bertanggung jawab atas tata kelola dan melakukan tindakan yang tepat berdasarkan peraturan perundang-undangan yang berlaku.

Tanggung jawab pengelola CDC dan pihak yang bertanggung jawab atas tata kelola terhadap laporan keuangan

Pengelola CDC bertanggung jawab atas penyusunan dan penyajian wajar laporan keuangan tersebut sesuai dengan Standar Akuntansi Keuangan Entitas Tanpa Akuntabilitas Publik di Indonesia, dan atas pengendalian internal yang dianggap perlu oleh pengelola CDC untuk memungkinkan penyusunan laporan keuangan yang bebas dari kesalahan penyajian material, baik yang disebabkan oleh kecurangan maupun kesalahan.

Independent Auditor's Report (continued)

Report No. 00181/2.1032/AU.2/10/1902-1/1/III/2024 (continued)

Other information

CDC's Management is responsible for the other information. Other information comprises the information included in the annual report year 2023 (the "Annual Report"). The Annual Report is expected to be made available to us after the date of this independent auditor's report.

Our audit opinion on the accompanying financial statements does not cover the Annual Report, and accordingly, we do not express any form of assurance on the Annual Report.

In connection with our audit of the accompanying financial statements, our responsibility is to read the Annual Report when it becomes available and, in doing so, consider whether the Annual Report is materially inconsistent with the accompanying financial statements or our knowledge obtained in the audit, or otherwise appears to be materially misstated.

When we read the Annual Report, if we conclude that there is a material misstatement therein, we are required to communicate the matter to those charged with governance and take appropriate actions based on the applicable laws and regulations.

Responsibilities of CDC's management and those charged with governance for the financial statements

CDC's management is responsible for the preparation and fair presentation of such financial statements in accordance with Indonesian Non-Publicly Accountable Entities Financial Accounting Standards, and for such internal control as CDC's management determines is necessary to enable the preparation of financial statements that are free from material misstatement, whether due to fraud or error.

Laporan Auditor Independen (lanjutan)

Laporan No. 00181/2.1032/AU.2/10/1902-1/1/III/2024 (lanjutan)

Tanggung jawab pengelola CDC dan pihak yang bertanggung jawab atas tata kelola terhadap laporan keuangan (lanjutan)

Dalam penyusunan laporan keuangan, pengelola CDC bertanggung jawab untuk menilai kemampuan CDC dalam mempertahankan kelangsungan usahanya, mengungkapkan, sesuai dengan kondisinya, hal-hal yang berkaitan dengan kelangsungan usaha, dan menggunakan basis akuntansi kelangsungan usaha, kecuali pengelola CDC memiliki intensi untuk melikuidasi CDC atau menghentikan operasinya atau tidak memiliki alternatif yang realistis selain melaksanakannya.

Pihak yang bertanggung jawab atas tata kelola bertanggung jawab untuk mengawasi proses pelaporan keuangan CDC.

Tanggung jawab auditor terhadap audit atas laporan keuangan

Tujuan kami adalah untuk memperoleh keyakinan memadai tentang apakah laporan keuangan secara keseluruhan bebas dari kesalahan penyajian material, baik yang disebabkan oleh kecurangan maupun kesalahan, dan untuk menerbitkan laporan auditor independen yang mencakup opini audit kami. Keyakinan memadai merupakan suatu tingkat keyakinan tinggi, namun bukan merupakan suatu jaminan bahwa audit yang dilaksanakan berdasarkan Standar Audit yang ditetapkan oleh IAPI akan selalu mendeteksi kesalahan penyajian material ketika hal tersebut ada. Kesalahan penyajian dapat disebabkan oleh kecurangan maupun kesalahan dan dianggap material jika, baik secara individual maupun agregat, dapat diekspektasikan secara wajar akan memengaruhi keputusan ekonomi yang dibuat oleh pengguna berdasarkan laporan keuangan tersebut.

Independent Auditor's Report (continued)

Report No. 00181/2.1032/AU.2/10/1902-1/1/III/2024 (continued)

Responsibilities of CDC's management and those charged with governance for the financial statements (continued)

In preparing the financial statements, CDC's management is responsible for assessing the CDC's ability to continue as a going concern, disclosing, as applicable, matters related to going concern, and using the going concern basis of accounting, unless CDC's management either intends to liquidate the CDC or to cease its operations or has no realistic alternative but to do so.

Those charged with governance are responsible for overseeing the CDC's financial reporting process.

Auditor's responsibilities for the audit of the financial statements

Our objectives are to obtain reasonable assurance about whether the financial statements taken as a whole are free from material misstatement, whether due to fraud or error, and to issue an independent auditor's report that includes our audit opinion. Reasonable assurance is a high level of assurance, but is not a guarantee that an audit conducted in accordance with Standards on Auditing established by the IICPA will always detect a material misstatement when it exists. Misstatements can arise from fraud or error and are considered material if, individually or in the aggregate, they could reasonably be expected to influence the economic decisions of users taken on the basis of such financial statements.

Laporan Auditor Independen (lanjutan)

Laporan No. 00181/2.1032/AU.2/10/1902-1/1/III/2024 (lanjutan)

Tanggung jawab auditor terhadap audit atas laporan keuangan (lanjutan)

Sebagai bagian dari suatu audit berdasarkan Standar Audit yang ditetapkan oleh IAPI, kami menerapkan pertimbangan profesional dan mempertahankan skeptisisme profesional selama audit. Kami juga:

- Mengidentifikasi dan menilai risiko kesalahan penyajian material dalam laporan keuangan, baik yang disebabkan oleh kecurangan maupun kesalahan, mendesain dan melaksanakan prosedur audit yang responsif terhadap risiko tersebut, serta memperoleh bukti audit yang cukup dan tepat untuk menyediakan basis bagi opini audit kami. Risiko tidak terdeteksinya suatu kesalahan penyajian material yang disebabkan oleh kecurangan lebih tinggi daripada yang disebabkan oleh kesalahan, karena kecurangan dapat melibatkan kolusi, pemalsuan, penghilangan secara sengaja, pernyataan salah, atau pengabaian atas pengendalian internal.
- Memperoleh suatu pemahaman tentang pengendalian internal yang relevan dengan audit untuk mendesain prosedur audit yang tepat sesuai dengan kondisinya, tetapi bukan untuk tujuan menyatakan suatu opini audit atas keefektifitasan pengendalian internal CDC.
- Mengevaluasi ketepatan kebijakan akuntansi yang digunakan serta kewajaran estimasi akuntansi dan pengungkapan terkait yang dibuat oleh pengelola CDC.

Independent Auditor's Report (continued)

Report No. 00181/2.1032/AU.2/10/1902-1/1/III/2024 (continued)

Auditor's responsibilities for the audit of the financial statements (continued)

As part of an audit in accordance with Standards on Auditing established by the IICPA, we exercise professional judgment and maintain professional skepticism throughout the audit. We also:

- *Identify and assess the risks of material misstatement of the financial statements, whether due to fraud or error, design and perform audit procedures responsive to such risks, and obtain audit evidence that is sufficient and appropriate to provide a basis for our audit opinion. The risk of not detecting a material misstatement resulting from fraud is higher than for one resulting from error, as fraud may involve collusion, forgery, intentional omissions, misrepresentations, or override of internal control.*
- *Obtain an understanding of internal control relevant to the audit in order to design audit procedures that are appropriate in the circumstances, but not for the purpose of expressing an audit opinion on the effectiveness of the CDC's internal control.*
- *Evaluate the appropriateness of accounting policies used and the reasonableness of accounting estimates and related disclosures made by CDC's management.*

Laporan Auditor Independen (lanjutan)

Laporan No. 00181/2.1032/AU.2/10/1902-1/1/III/2024 (lanjutan)

Tanggung jawab auditor terhadap audit atas laporan keuangan (lanjutan)

Sebagai bagian dari suatu audit berdasarkan Standar Audit yang ditetapkan oleh IAPI, kami menerapkan pertimbangan profesional dan mempertahankan skeptisisme profesional selama audit. Kami juga: (lanjutan)

- Menyimpulkan ketepatan penggunaan basis akuntansi kelangsungan usaha oleh pengelola CDC dan, berdasarkan bukti audit yang diperoleh, apakah terdapat suatu ketidakpastian material yang terkait dengan peristiwa atau kondisi yang dapat menyebabkan keraguan signifikan atas kemampuan CDC untuk mempertahankan kelangsungan usahanya. Ketika kami menyimpulkan bahwa terdapat suatu ketidakpastian material, kami diharuskan untuk menarik perhatian dalam laporan auditor independen kami ke pengungkapan terkait dalam laporan keuangan atau, jika pengungkapan tersebut tidak memadai, memodifikasi opini audit kami. Kesimpulan kami didasarkan pada bukti audit yang diperoleh hingga tanggal laporan auditor independen kami. Namun, peristiwa atau kondisi masa depan dapat menyebabkan CDC tidak dapat mempertahankan kelangsungan usahanya.
- Mengevaluasi penyajian, struktur, dan isi laporan keuangan secara keseluruhan, termasuk pengungkapannya, dan apakah laporan keuangan mencerminkan transaksi dan peristiwa yang mendasarinya dengan suatu cara yang mencapai penyajian wajar.

Independent Auditor's Report (continued)

Report No. 00181/2.1032/AU.2/10/1902-1/1/III/2024 (continued)

Auditor's responsibilities for the audit of the financial statements (continued)

As part of an audit in accordance with Standards on Auditing established by the IICPA, we exercise professional judgment and maintain professional skepticism throughout the audit. We also: (continued)

- *Conclude on the appropriateness of CDC's management's use of the going concern basis of accounting and, based on the audit evidence obtained, whether a material uncertainty exists related to events or conditions that may cast significant doubt on the CDC's ability to continue as a going concern. If we conclude that a material uncertainty exists, we are required to draw attention in our independent auditor's report to the related disclosures in the financial statements or, if such disclosures are inadequate, to modify our audit opinion. Our conclusion is based on the audit evidence obtained up to the date of our independent auditor's report. However, future events or conditions may cause the CDC to cease to continue as a going concern.*
- *Evaluate the overall presentation, structure, and content of the financial statements, including the disclosures, and whether the financial statements represent the underlying transactions and events in a manner that achieves fair presentation.*

Laporan Auditor Independen (lanjutan)

Laporan No. 00181/2.1032/AU.2/10/1902-
1/1/III/2024 (lanjutan)

**Tanggung jawab auditor terhadap audit atas
laporan keuangan (lanjutan)**

Kami mengomunikasikan kepada pihak yang bertanggung jawab atas tata kelola mengenai, antara lain, ruang lingkup dan saat yang direncanakan atas audit serta temuan audit signifikan, termasuk setiap defisiensi signifikan dalam pengendalian internal yang teridentifikasi oleh kami selama audit.

Independent Auditor's Report (continued)

Report No. 00181/2.1032/AU.2/10/1902-
1/1/III/2024 (continued)

**Auditor's responsibilities for the audit of the
financial statements (continued)**

We communicate with those charged with governance regarding, among other matters, the planned scope and timing of the audit and significant audit findings, including any significant deficiencies in internal control that we identify during our audit.

KAP Purwantono, Sungkoro & Surja



Yuki, CPA

Registrasi Akuntan Publik No.: AP.1902/Public Accountant Registration No.: AP.1902

8 Maret 2024/March 8, 2024



**PROGRAM PENDANAAN USAHA MIKRO
DAN USAHA KECIL
(COMMUNITY DEVELOPMENT CENTER)
PERUSAHAAN PERSEROAN (PERSERO)
PT TELEKOMUNIKASI INDONESIA Tbk
LAPORAN POSISI KEUANGAN
Tanggal 31 Desember 2023
(Disajikan dalam Rupiah)**

**PROGRAM PENDANAAN USAHA MIKRO
DAN USAHA KECIL
(COMMUNITY DEVELOPMENT CENTER)
PERUSAHAAN PERSEROAN (PERSERO)
PT TELEKOMUNIKASI INDONESIA Tbk
STATEMENT OF FINANCIAL POSITION
As of December 31, 2023
(Expressed in Rupiah)**

	2023	Catatan/ Notes	2022	
ASET				ASSETS
Aset Lancar				Current Assets
Kas dan Setara Kas	172.397.845.349	4	11.599.419.605	Cash and Cash Equivalents
Pinjaman kepada Mitra Binaan setelah dikurangi penyisihan kerugian penurunan nilai sebesar Rp65.467.649.369 (2022: Rp84.929.581.437)	125.662.508.521	5	293.000.450.534	Loan to Foster Partners net of allowance for impairment losses of Rp65,467,649,369 (2022: Rp84,929,581,437)
Jumlah Aset Lancar	298.060.353.870		304.599.870.139	Total Current Assets
Aset Tidak Lancar				Non Current Asset
Pinjaman Kolaborasi BUMN	20.000.000.000	6	-	SOE Loan Collaboration Troubled Loan net of allowance
Pinjaman Bermasalah setelah dikurangi penyisihan penurunan nilai sebesar Rp305.394.729.086 (2022: Rp289.951.899.219)	-	7	-	impairment losses of Rp305,394,729,086 (2022: Rp289,951,899,219)
Jumlah Aset Tidak Lancar	20.000.000.000		-	Total Non Current Assets
JUMLAH ASET	318.060.353.870		304.599.870.139	TOTAL ASSETS
LIABILITAS DAN ASET NETO				LIABILITIES AND NET ASSETS
LIABILITAS				LIABILITIES
Liabilitas Lancar				Current Liabilities
Utang dan Liabilitas Lancar Lainnya	391.498.832	8	380.916.088	Payables and Other Current Liabilities
Kelebihan Pembayaran Angsuran	236.965.753	9	203.691.711	Overpayment of Installments
JUMLAH LIABILITAS	628.464.585		584.607.799	TOTAL LIABILITIES
ASET NETO				NET ASSETS
Tanpa Pembatasan dari Pemberi Sumber Daya	317.431.889.285		304.015.262.340	Without Restrictions from Resource Provider
Dengan Pembatasan dari Pemberi Sumber Daya	-		-	With Restrictions from Resource Provider
JUMLAH ASET NETO	317.431.889.285		304.015.262.340	TOTAL NET ASSETS
JUMLAH LIABILITAS DAN ASET NETO	318.060.353.870		304.599.870.139	TOTAL LIABILITIES AND NET ASSETS

Catatan atas laporan keuangan terlampir merupakan bagian integral dari laporan keuangan

The accompanying notes form an integral part of these financial statements

**PROGRAM PENDANAAN USAHA MIKRO
DAN USAHA KECIL
(COMMUNITY DEVELOPMENT CENTER)
PERUSAHAAN PERSEROAN (PERSERO)
PT TELEKOMUNIKASI INDONESIA TBK
LAPORAN PENGHASILAN KOMPREHENSIF
Untuk Tahun yang Berakhir pada Tanggal
31 Desember 2023
(Disajikan dalam Rupiah)**

**PROGRAM PENDANAAN USAHA MIKRO
DAN USAHA KECIL
(COMMUNITY DEVELOPMENT CENTER)
PERUSAHAAN PERSEROAN (PERSERO)
PT TELEKOMUNIKASI INDONESIA TBK
STATEMENT OF COMPREHENSIVE INCOME
For the Year Ended
December 31, 2023
(Expressed in Rupiah)**

	2023	Catatan/ Notes	2022	
TANPA PEMBATAAN DARI PEMBERI SUMBER DAYA				WITHOUT RESTRICTIONS FROM RESOURCE PROVIDER
PENDAPATAN				REVENUES
Pendapatan Jasa Administrasi Pinjaman	8.264.381.189	10	15.482.696.576	<i>Loan Administration Service Income</i>
Pendapatan Bunga	1.471.296.836	11	306.909.879	<i>Interest Income</i>
Pendapatan Lain - lain	8.053.620		46.014.976	<i>Other Income</i>
JUMLAH PENDAPATAN	9.743.731.645		15.835.621.431	TOTAL REVENUES
PENDAPATAN/(BEBAN)				INCOME/(EXPENSES)
Pemulihan Penyisihan Nilai Pinjaman (Beban)/Pendapatan Lainnya	4.019.102.201 (346.206.901)	5d	4.422.134.092 185.359.369	<i>Recovery for Impairment of Loan Other (Expenses)/Income</i>
JUMLAH PENDAPATAN - NETO	3.672.895.300		4.607.493.461	TOTAL INCOME - NET
SURPLUS	13.416.626.945		20.443.114.892	SURPLUS
DENGAN PEMBATAAN DARI PEMBERI SUMBER DAYA	-		-	WITH RESTRICTIONS FROM RESOURCE PROVIDER
PENGHASILAN KOMPREHENSIF LAIN	-		-	OTHER COMPREHENSIVE INCOME
TOTAL PENGHASILAN KOMPREHENSIF	13.416.626.945		20.443.114.892	TOTAL COMPREHENSIVE INCOME

Catatan atas laporan keuangan terlampir merupakan bagian integral dari laporan keuangan

The accompanying notes form an integral part of these financial statements

**PROGRAM PENDANAAN USAHA MIKRO
DAN USAHA KECIL
(COMMUNITY DEVELOPMENT CENTER)
PERUSAHAAN PERSEROAN (PERSERO)
PT TELEKOMUNIKASI INDONESIA TBK
LAPORAN PERUBAHAN ASET NETO
Untuk Tahun yang Berakhir pada Tanggal
31 Desember 2023
(Disajikan dalam Rupiah)**

**PROGRAM PENDANAAN USAHA MIKRO
DAN USAHA KECIL
(COMMUNITY DEVELOPMENT CENTER)
PERUSAHAAN PERSEROAN (PERSERO)
PT TELEKOMUNIKASI INDONESIA TBK
STATEMENT OF CHANGES IN NET ASSETS
For the Year Ended
December 31, 2023
(Expressed in Rupiah)**

	2023	Catatan/ Notes	2022	
ASET NETO TANPA PEMBATAAN DARI PEMBERI SUMBER DAYA				NET ASSETS WITHOUT RESTRICTIONS FROM RESOURCE PROVIDER
Saldo awal	304.015.262.340		283.572.147.448	<i>Beginning balance</i>
Surplus	13.416.626.945		20.443.114.892	<i>Surplus</i>
Saldo akhir	317.431.889.285		304.015.262.340	<i>Ending balance</i>
Penghasilan komprehensif lain	-		-	<i>Other comprehensive income</i>
Jumlah	317.431.889.285		304.015.262.340	<i>Total</i>
DENGAN PEMBATAAN DARI PEMBERI SUMBER DAYA	-		-	WITH RESTRICTIONS FROM RESOURCE PROVIDER
JUMLAH ASET NETO	317.431.889.285		304.015.262.340	TOTAL NET ASSETS

Catatan atas laporan keuangan terlampir merupakan bagian integral dari laporan keuangan

The accompanying notes form an integral part of these financial statements

**PROGRAM PENDANAAN USAHA MIKRO
DAN USAHA KECIL
(COMMUNITY DEVELOPMENT CENTER)
PERUSAHAAN PERSEROAN (PERSERO)
PT TELEKOMUNIKASI INDONESIA TBK
LAPORAN ARUS KAS
Untuk Tahun yang Berakhir pada
Tanggal 31 Desember 2023
(Disajikan dalam Rupiah)**

**PROGRAM PENDANAAN USAHA MIKRO
DAN USAHA KECIL
(COMMUNITY DEVELOPMENT CENTER)
PERUSAHAAN PERSEROAN (PERSERO)
PT TELEKOMUNIKASI INDONESIA TBK
STATEMENT OF CASH FLOWS
For the Year Ended
December 31, 2023
(Expressed in Rupiah)**

	2023	2022	
AKTIVITAS OPERASI			OPERATING ACTIVITIES
Rekonsiliasi surplus menjadi kas neto dari aktivitas operasi			Reconciliation of surplus to net cash from operating activities
Surplus	13.416.626.945	20.443.114.892	Surplus
Rekonsiliasi:			Reconciliation:
Pemulihan penyisihan penurunan nilai pinjaman	(4.019.102.201)	(4.422.134.092)	Reversal allowance for impairment of loan
Perubahan aset dan liabilitas			Change in asset and liabilities
Pinjaman kepada mitra binaan	171.357.044.214	(11.681.638.049)	Loan to fosters partners
Pinjaman kolaborasi BUMN	(20.000.000.000)	-	SOE loan collaboration
Kelebihan pembayaran angsuran	33.274.042	(193.307.826)	Overpayment of installments
Utang dan liabilitas lancar lainnya	10.582.744	8.304.183	Payables and other current liabilities
KAS NETO DITERIMA DARI AKTIVITAS OPERASI	160.798.425.744	4.154.339.108	NET CASH FLOWS RECEIVED FROM OPERATING ACTIVITIES
KENAIKAN KAS DAN SETARA KAS	160.798.425.744	4.154.339.108	INCREASE IN CASH AND CASH EQUIVALENTS
KAS DAN SETARA KAS PADA AWAL TAHUN	11.599.419.605	7.445.080.497	CASH AND CASH EQUIVALENTS AT BEGINNING OF THE YEAR
KAS DAN SETARA KAS PADA AKHIR TAHUN	172.397.845.349	11.599.419.605	CASH AND CASH EQUIVALENTS AT END OF THE YEAR

Catatan atas laporan keuangan terlampir merupakan bagian integral dari laporan keuangan

The accompanying notes form an integral part of these financial statements

**PROGRAM PENDANAAN USAHA MIKRO
DAN USAHA KECIL
(COMMUNITY DEVELOPMENT CENTER)
PERUSAHAAN PERSEROAN (PERSERO)
PT TELEKOMUNIKASI INDONESIA TBK
CATATAN ATAS LAPORAN KEUANGAN
31 Desember 2023 dan Tahun yang
Berakhir pada Tanggal Tersebut
(Disajikan dalam Rupiah)**

**PROGRAM PENDANAAN USAHA MIKRO
DAN USAHA KECIL
(COMMUNITY DEVELOPMENT CENTER)
PERUSAHAAN PERSEROAN (PERSERO)
PT TELEKOMUNIKASI INDONESIA TBK
NOTES TO THE FINANCIAL STATEMENTS
December 31, 2023 and
For the Year Ended
(Expressed in Rupiah)**

1. INFORMASI MENGENAI UNIT COMMUNITY DEVELOPMENT CENTER

a. Pendirian dan Informasi Umum

Pusat Pengelolaan Program Tanggung Jawab Sosial dan Lingkungan (*Community Development Center*) ("CDC") didirikan oleh Perusahaan Perseroan (Persero) PT Telekomunikasi Indonesia Tbk (BUMN Pembina) melalui Peraturan Perusahaan Nomor: KD. 61/ PS150/ CTG-10/ 2003 tentang Pembentukan Organisasi Pusat Pengelola Program Kemitraan dan Program Bina Lingkungan (*Community Development Center*). Peraturan Perusahaan ini telah beberapa kali diubah terakhir dengan Peraturan Direktur *Human Capital Management* Nomor: PR.202.60/r.02/ HK200/ COP-A2000000/ 2021, tanggal 25 November 2021, tentang Organisasi *Community Development Center*.

CDC didirikan sebagai implementasi dari Keputusan Menteri Badan Usaha Milik Negara ("BUMN") No. KEP-236/ MBU/ 2003 tanggal 17 Juni 2003 tentang Program Kemitraan BUMN dan Usaha Kecil dan Program Bina Lingkungan. Keputusan Menteri BUMN tersebut didasarkan pada Undang-Undang Republik Indonesia No. 19 Tahun 2003 tentang penyisihan laba untuk pembinaan usaha kecil/koperasi serta pembinaan masyarakat.

Pada tanggal 27 April 2007, Kementerian BUMN memberlakukan PER-05/MBU/2007 tentang Program Kemitraan BUMN dan Usaha Kecil dan Program Bina Lingkungan menggantikan Keputusan Menteri BUMN No. KEP-236/MBU/2003.

1. INFORMATION OF COMMUNITY DEVELOPMENT CENTER UNIT

a. Establishment and General Information

Pusat Pengelolaan Program Tanggung Jawab Sosial dan Lingkungan (Community Development Center) ("CDC") was established by Perusahaan Perseroan (Persero) PT Telekomunikasi Indonesia Tbk ("Foster SOE") based on Decree of the Directors Number: 61/ PS150/ CTG-10/ 2003 regarding Organization of Pusat Pengelola Program Kemitraan dan Program Bina Lingkungan (Community Development Center) Establishment. This company regulation has been amended several times, most recently with Decree of the Director of Human Capital Management Number. PR. 202.60/r.02/HK200/COPA2000000/2021 dated November 25, 2021 regarding Organization of Community Development Center.

CDC was established as an implementation from the Decree of Minister of State-Owned Enterprises ("SOE") No. KEP-236/MBU/2003 dated June 17, 2003 regarding SOE's Partnership Program and Small Enterprises and Community Development Program. The Decree of Minister SOE was based on The Law of Republic of Indonesia No. 19 Tahun 2003 regarding allowance from profit to develop small/cooperative business and community development.

On April 27, 2007, Ministry of SOE issued PER-05/MBU/2007 regarding SOE's Partnership Program and Small Enterprises and Community Development Program replaced the Decree of Minister of SOE No. KEP-236/MBU/2003.

**PROGRAM PENDANAAN USAHA MIKRO
DAN USAHA KECIL
(COMMUNITY DEVELOPMENT CENTER)
PERUSAHAAN PERSEROAN (PERSERO)
PT TELEKOMUNIKASI INDONESIA TBK
CATATAN ATAS LAPORAN KEUANGAN
31 Desember 2023 dan Tahun yang
Berakhir pada Tanggal Tersebut
(Disajikan dalam Rupiah)**

**PROGRAM PENDANAAN USAHA MIKRO
DAN USAHA KECIL
(COMMUNITY DEVELOPMENT CENTER)
PERUSAHAAN PERSEROAN (PERSERO)
PT TELEKOMUNIKASI INDONESIA TBK
NOTES TO THE FINANCIAL STATEMENTS
December 31, 2023 and
For the Year Ended
(Expressed in Rupiah)**

1. INFORMASI MENGENAI UNIT COMMUNITY DEVELOPMENT CENTER (lanjutan)

a. Pendirian dan Informasi Umum (lanjutan)

Pada tanggal 22 Mei 2015, Kementerian BUMN telah menerbitkan Peraturan Menteri BUMN No.PER-07/MBU/05/2015 tentang Program Kemitraan Badan Usaha Milik Negara dengan Usaha Kecil dan Program Bina Lingkungan sebagai pengganti PER-05/MBU/2007.

Pada tanggal 3 Juli 2015, Kementerian BUMN menetapkan Peraturan Menteri BUMN No. PER-09/MBU/07/2015 tentang Program Kemitraan Badan Usaha Milik Negara dengan Usaha Kecil dan Program Bina Lingkungan dan menggantikan Peraturan Menteri BUMN No.PER-07/MBU/05/2015.

Pada tanggal 20 April 2021, Kementerian BUMN memberlakukan PER-05/MBU/04/2021 tentang Program Tanggung Jawab Sosial dan Lingkungan (TJSL) menggantikan Peraturan Menteri BUMN No: PER-09/MBU/07/2015 beserta perubahannya.

Pada tanggal 15 September 2022, Kementerian BUMN memberlakukan PER-06/MBU/09/2022 tentang Program Tanggung Jawab Sosial dan Lingkungan (TJSL).

Pada tanggal 3 Maret 2023, Kementerian BUMN memberlakukan PER-1/MBU/03/2023 tentang Penugasan Khusus dan Program Tanggung Jawab Sosial dan Lingkungan (TJSL).

Kantor pusat CDC berdomisili di Graha Merah Putih PT Telkom Indonesia (Persero) Tbk, Jalan Gatot Subroto Kav. 52 Jakarta. Community Development ("CD") Regional dan CD Witel berdomisili di Kantor Telkom Regional dan Kantor Telkom Wilayah ("Witel") yang tersebar di seluruh Indonesia.

b. Kegiatan Utama

Sebelum periode tahun 2023, kegiatan utama yang dilakukan CDC adalah pembiayaan dan pembinaan Usaha Mikro dan Usaha Kecil (UMK) melalui Program Pendanaan UMK (PUMK) kepada mitra binaan.

1. INFORMATION OF COMMUNITY DEVELOPMENT CENTER UNIT (continued)

a. Establishment and General Information (continued)

On May 22, 2015, Minister of SOE issued regulation No.PER-07/MBU/2015 regarding SOE Partnership Program with Small Business and Community Development Program replaced PER-05/MBU/2007.

On July 3, 2015, Ministry of SOE issued PER-09/MBU/07/2015 regarding SOE Partnership Program with Small Business and Community Development Program and replaced the Decree of Minister of SOE No. PER-07/MBU/2015.

On April 20, 2021, Ministry of SOE issued PER-05/MBU/04/2021 regarding Social and Environmental Responsibility Program (TJSL) replaced the Decree of Minister of SOE No: PER-09/MBU/07/2015 and its amendments.

On September 15, 2022, Ministry of SOE issued PER-06/MBU/09/2022 regarding Special Assignment and Social and Environmental Responsibility Program (TJSL).

On March 3, 2023, Ministry of SOE issued PER-1/MBU/03/2023 regarding Special Assignment and Social and Environmental Responsibility Program (TJSL).

CDC head office is located at Graha Merah Putih PT Telkom Indonesia (Persero) Tbk, Gatot Subroto Kav. 52 Jakarta. Community Development ("CD") Regional and CD Witel is located in Telkom Regional Office and Telkom Wilayah Office ("Witel") Telkom which spread all over Indonesia.

b. Primary Activities

Before the 2023 period, CDC's primary activities are financing and developing Micro and Small Business (SME) through Program Pendanaan UMK (PUMK) to Foster Partners.

**PROGRAM PENDANAAN USAHA MIKRO
DAN USAHA KECIL
(COMMUNITY DEVELOPMENT CENTER)
PERUSAHAAN PERSEROAN (PERSERO)
PT TELEKOMUNIKASI INDONESIA TBK
CATATAN ATAS LAPORAN KEUANGAN
31 Desember 2023 dan Tahun yang
Berakhir pada Tanggal Tersebut
(Disajikan dalam Rupiah)**

**PROGRAM PENDANAAN USAHA MIKRO
DAN USAHA KECIL
(COMMUNITY DEVELOPMENT CENTER)
PERUSAHAAN PERSEROAN (PERSERO)
PT TELEKOMUNIKASI INDONESIA TBK
NOTES TO THE FINANCIAL STATEMENTS
December 31, 2023 and
For the Year Ended
(Expressed in Rupiah)**

1. INFORMASI MENGENAI UNIT COMMUNITY DEVELOPMENT CENTER (lanjutan)

b. Kegiatan Utama (lanjutan)

Pada periode tahun 2023, kegiatan utama yang dilakukan CDC adalah pembiayaan dan pembinaan Usaha Mikro dan Usaha Kecil (UMK) melalui Program Pendanaan UMK (PUMK) kepada mitra binaan yang berkolaborasi dengan PT Bank Rakyat Indonesia (Persero) Tbk. (BRI).

c. Sumber Dana

Sumber dana Program PUMK berasal dari anggaran yang diperhitungkan sebagai biaya Perusahaan Perseroan (Persero) PT Telekomunikasi Indonesia Tbk (BUMN Pembina) dan hasil pengembangan dana program.

d. Susunan Pengelola

Susunan Pengelola CDC pada tanggal 31 Desember 2023 dan 2022 adalah sebagai berikut:

	2023	2022
Senior General Manager Pengelola Fungsi Dukungan:	Hery Susanto	Hery Susanto
Senior Manager Perencanaan dan Pengendalian	Arif Swasono	M. Wahyudi
Senior Manager Keuangan	Soni Galih Riadi	Soni Galih Riadi
Senior Manager Pemberdayaan UMK	Gandung Pratidhina	M. Wahyudi
Senior Manager Pemberdayaan Sosial dan Lingkungan	Suharsono	Suharsono
Senior Manager Rumah BUMN	Adrian Sani Harahap	Bambang Febriansyah

Berdasarkan KD.21/PR000/COP-0030000/2010 tentang Pengelolaan Program Kemitraan dan Program Bina Lingkungan yang telah diubah dengan PD.703.00/r.00/HK200 / CDC - A1000000/2021 tanggal 31 Desember 2021 tentang Program Tanggung Jawab Sosial dan Lingkungan, dimana CDC adalah Unit Kerja Pengelola Program TJSL di bawah supervisi Direktur Human Capital Management (HCM). Pada tanggal 31 Desember 2023 dan 2022, Direktur HCM PT Telkom Tbk adalah Bapak Afriwandi.

1. INFORMATION OF COMMUNITY DEVELOPMENT CENTER UNIT (continued)

b. Primary Activities (continued)

In the 2023 period, CDC's primary activities are financing and developing Micro and Small Business (SME) through Program Pendanaan UMK (PUMK) to foster partners in collaboration with PT Bank Rakyat Indonesia (Persero) Tbk. (BRI).

c. Fund Resources

PUMK program fund resources are from budget which has been allocated by Perusahaan Perseroan (Persero) PT Telekomunikasi Indonesia Tbk's (Foster SOE) expenses and additional fund sourced from fund management activities.

d. Management Structures

Management structures of CDC as of December 31, 2023 and 2022 is as follows:

	2023	2022
Senior General Manager Supporting Management:	Hery Susanto	Hery Susanto
Senior Manager of Planning and Controlling	M. Wahyudi	M. Wahyudi
Senior Manager of Finance	Soni Galih Riadi	Soni Galih Riadi
Senior Manager of SME Empowerment Program	Gandung Pratidhina	M. Wahyudi
Senior Manager of Social and Environment Empowerment	Suharsono	Suharsono
Senior Manager of Rumah BUMN	Adrian Sani Harahap	Bambang Febriansyah

Based on KD.21/PR000/COP-B0030000/2010 regarding Management of Partnership Program and Community Development Program which was amended by PD.703.00/r.00/ HK200/ CDC-A1000000/2021 dated December 31, 2021 where CDC is the TJSL Program Management Unit is supervised by the Director of Human Capital Management (HCM). As of December 31, 2023 and 2022, the Director of HCM of PT Telkom Tbk is Mr. Afriwandi.

**PROGRAM PENDANAAN USAHA MIKRO
DAN USAHA KECIL
(COMMUNITY DEVELOPMENT CENTER)
PERUSAHAAN PERSEROAN (PERSERO)
PT TELEKOMUNIKASI INDONESIA TBK
CATATAN ATAS LAPORAN KEUANGAN
31 Desember 2023 dan Tahun yang
Berakhir pada Tanggal Tersebut
(Disajikan dalam Rupiah)**

**PROGRAM PENDANAAN USAHA MIKRO
DAN USAHA KECIL
(COMMUNITY DEVELOPMENT CENTER)
PERUSAHAAN PERSEROAN (PERSERO)
PT TELEKOMUNIKASI INDONESIA TBK
NOTES TO THE FINANCIAL STATEMENTS
December 31, 2023 and
For the Year Ended
(Expressed in Rupiah)**

1. INFORMASI MENGENAI UNIT COMMUNITY DEVELOPMENT CENTER (lanjutan)

d. Susunan Pengelola (lanjutan)

Jumlah karyawan pada tanggal 31 Desember 2023 dan 2022 adalah sebagai berikut:

	2023
CDC Pusat	53

Seluruh pegawai adalah pegawai yang memperoleh gaji dan manfaat lainnya dari BUMN Pembina sehingga penerapan Imbalan Kerja dilaksanakan dan menjadi beban Pembina.

Pemotongan dan penyetoran atas pajak penghasilan pasal 21 atas pegawai BUMN Pembina yang ditempatkan di CDC dilakukan oleh BUMN Pembina.

e. Otorisasi Penerbitan Laporan Keuangan

Laporan keuangan telah diselesaikan dan disahkan untuk diterbitkan oleh Pengelola CDC pada 8 Maret 2024.

2. IKHTISAR INFORMASI KEBIJAKAN AKUNTANSI YANG MATERIAL

Kebijakan akuntansi signifikan dan diterapkan dalam menyusun laporan keuangan untuk tahun yang berakhir pada tanggal 31 Desember 2023 adalah sebagai berikut:

a. Dasar Penyusunan Laporan Keuangan

Laporan keuangan disusun berdasarkan Standar Akuntansi Keuangan Entitas Tanpa Akuntabilitas Publik (SAK ETAP) yang diterbitkan oleh Dewan Standar Akuntansi Keuangan - Ikatan Akuntan Indonesia.

1. INFORMATION OF COMMUNITY DEVELOPMENT CENTER UNIT (continued)

d. Management Structure (continued)

Number of employees as of December 31, 2023 and 2022 are as follows:

	2022	
	33	CDC Corporate

All employees are employees who earn salaries and other benefits from Foster SOE so that the Employee Benefits is implemented by and charged to Foster SOE.

Withholding and payment for income tax Article 21 of Foster SOE's employee who is assigned at CDC are performed by Foster SOE.

e. Authorization of the Issuance of Financial Statement

The financial statements were completed and authorized for issuance by CDC's Management on March 8, 2024.

2. SUMMARY OF MATERIAL ACCOUNTING POLICIES INFORMATION

The significant accounting principles which are applied consistently in the preparation of the financial statements for the year ended December 31, 2023 are as follows:

a. Basis of Preparation of Financial Statements

The financial statement is prepared based on Non - Publicly Accountable Entities Financial Accounting Standards (SAK ETAP) that was issued by the Financial Accounting Standard Board - Indonesian Institute of accountants.

**PROGRAM PENDANAAN USAHA MIKRO
DAN USAHA KECIL
(COMMUNITY DEVELOPMENT CENTER)
PERUSAHAAN PERSEROAN (PERSERO)
PT TELEKOMUNIKASI INDONESIA TBK
CATATAN ATAS LAPORAN KEUANGAN
31 Desember 2023 dan Tahun yang
Berakhir pada Tanggal Tersebut
(Disajikan dalam Rupiah)**

**PROGRAM PENDANAAN USAHA MIKRO
DAN USAHA KECIL
(COMMUNITY DEVELOPMENT CENTER)
PERUSAHAAN PERSEROAN (PERSERO)
PT TELEKOMUNIKASI INDONESIA TBK
NOTES TO THE FINANCIAL STATEMENTS
December 31, 2023 and
For the Year Ended
(Expressed in Rupiah)**

**2. IKHTISAR INFORMASI KEBIJAKAN AKUNTANSI
YANG MATERIAL (lanjutan)**

**a. Dasar Penyusunan Laporan Keuangan
(lanjutan)**

Penerapan SAK ETAP atas penyusunan laporan keuangan didasarkan pada Surat Edaran Menteri Negara BUMN No: SE-02/MBU/Wk/2012 tanggal 23 Februari 2012 tentang Penetapan Pedoman Akuntansi Program Kemitraan dan Bina Lingkungan yang berlaku mulai tahun 2012.

Laporan keuangan disusun dengan dasar akrual, kecuali untuk beberapa akun tertentu yang disusun berdasarkan pengukuran lain sebagaimana diuraikan dalam kebijakan akuntansi terkait.

Laporan arus kas disajikan dengan menggunakan metode tidak langsung, menyajikan penerimaan dan pengeluaran kas dan setara kas yang diklasifikasikan ke dalam aktivitas operasi, investasi dan pendanaan.

Tahun buku CDC adalah 1 Januari - 31 Desember.

Mata uang yang digunakan pada laporan keuangan adalah Rupiah yang juga merupakan mata uang fungsionalnya.

b. Kas dan Setara Kas

Kas dan setara kas terdiri atas saldo bank.

c. Pinjaman kepada Mitra Binaan

Pinjaman pada awalnya diakui sebesar nilai wajar dan selanjutnya diukur pada biaya perolehan diamortisasi, setelah dikurangi penyisihan penurunan nilai. Penyisihan penurunan nilai dibentuk berdasarkan evaluasi Pengelola CDC terhadap tingkat ketertagihan saldo pinjaman.

**2. SUMMARY OF MATERIAL ACCOUNTING
POLICIES INFORMATION (continued)**

**a. Basis of Preparation of Financial Statements
(continued)**

The implementation of SAK ETAP in the preparation of the financial statement is based on Minister of SOE Circular Letter No: SE-02/MBU/Wk/2012 dated February 23, 2012 regarding Determination Guidance of Accounting Standard for Partnership Program and Community Development that starting from 2012.

The financial statements are prepared based on the accrual basis, except for certain accounts that are prepared based on other measurement as explained in related accounting policy.

The statements of cash flows are presented using the indirect method, presenting cash receipt and payment and cash equivalents that are classified into operating, investing and financing activities.

The financial reporting period of CDC is January 1 - December 31.

Amounts in the financial statements are presented in Rupiah which also represents its functional currency.

b. Cash and Cash Equivalents

Cash and cash equivalents consist of balance of cash in banks.

c. Loan to Foster Partners

Loan is initially measured based on fair values and subsequently measured at amortized cost, after deducted by allowance for impairment losses. The allowance for impairment is based on CDC's Management evaluation on the collectibility of these loans.

**PROGRAM PENDANAAN USAHA MIKRO
DAN USAHA KECIL
(COMMUNITY DEVELOPMENT CENTER)
PERUSAHAAN PERSEROAN (PERSERO)
PT TELEKOMUNIKASI INDONESIA TBK
CATATAN ATAS LAPORAN KEUANGAN
31 Desember 2023 dan Tahun yang
Berakhir pada Tanggal Tersebut
(Disajikan dalam Rupiah)**

**PROGRAM PENDANAAN USAHA MIKRO
DAN USAHA KECIL
(COMMUNITY DEVELOPMENT CENTER)
PERUSAHAAN PERSEROAN (PERSERO)
PT TELEKOMUNIKASI INDONESIA TBK
NOTES TO THE FINANCIAL STATEMENTS
December 31, 2023 and
For the Year Ended
(Expressed in Rupiah)**

**2. IKHTISAR INFORMASI KEBIJAKAN AKUNTANSI
YANG MATERIAL (lanjutan)**

c. Pinjaman kepada Mitra Binaan (lanjutan)

Pinjaman kepada mitra binaan dicatat sebagai pinjaman sebesar pokok pinjaman yang diberikan dan jasa administrasi pinjaman yang telah jatuh tempo sesuai dengan kontrak. Pendapatan jasa administrasi pinjaman dicatat sebagai pinjaman kepada mitra binaan dan pendapatan secara akrual untuk pinjaman yang berkualitas lancar dan kurang lancar.

Pinjaman kepada mitra binaan disajikan dalam laporan posisi keuangan pada kelompok aset lancar sebesar jumlah yang diharapkan dapat ditagih dari mitra binaan walaupun pengembalian pinjaman yang disepakati akan diterima melebihi satu tahun setelah akhir periode pelaporan.

Penggolongan kualitas pinjaman ditetapkan sebagai berikut:

- i. Lancar adalah pembayaran angsuran pokok dan jasa administrasi pinjaman dilakukan tepat waktu atau terjadi keterlambatan pembayaran angsuran pokok dan/atau jasa administrasi yaitu selambat-lambatnya 30 (tiga puluh) hari dari tanggal jatuh tempo pembayaran angsuran, sesuai dengan perjanjian yang telah disepakati.
- ii. Kurang Lancar apabila terjadi keterlambatan pembayaran angsuran pokok dan/atau jasa administrasi pinjaman yang telah melampaui 30 (tiga puluh) hari dan belum melampaui 180 (seratus delapan puluh) hari dari tanggal jatuh tempo pembayaran angsuran sesuai dengan perjanjian yang telah disepakati.

**2. SUMMARY OF MATERIAL ACCOUNTING
POLICIES INFORMATION (continued)**

c. Loan to Foster Partners (continued)

Loan to foster partners are recognized in the amount of principal and administration service income earned as agreed in the contract. Administration service income are recorded as loan to foster partners and as revenues on accrual basis for loans classified as current and substandard loan.

Loan to foster partners are presented in statement of financial position as a current asset at its realizable value although the agreed repayment of loan may be more than one year after reporting period.

The classification of loan based on its collectibility are as follows:

- i. Current represents principal installment and administration service income payment are paid on time or those late payments of maximum 30 (thirty) days from the payment due date as agreed with the agreement.*
- ii. Substandard when late payment of principal and/or administration service income payment are between 30 (thirty) days and 180 (one hundred and eighty) days from the payment due date of installment as agreed in the agreement.*

**PROGRAM PENDANAAN USAHA MIKRO
DAN USAHA KECIL
(COMMUNITY DEVELOPMENT CENTER)
PERUSAHAAN PERSEROAN (PERSERO)
PT TELEKOMUNIKASI INDONESIA TBK
CATATAN ATAS LAPORAN KEUANGAN
31 Desember 2023 dan Tahun yang
Berakhir pada Tanggal Tersebut
(Disajikan dalam Rupiah)**

**PROGRAM PENDANAAN USAHA MIKRO
DAN USAHA KECIL
(COMMUNITY DEVELOPMENT CENTER)
PERUSAHAAN PERSEROAN (PERSERO)
PT TELEKOMUNIKASI INDONESIA TBK
NOTES TO THE FINANCIAL STATEMENTS
December 31, 2023 and
For the Year Ended
(Expressed in Rupiah)**

**2. IKHTISAR INFORMASI KEBIJAKAN AKUNTANSI
YANG MATERIAL (lanjutan)**

c. Pinjaman kepada Mitra Binaan (lanjutan)

Penggolongan kualitas pinjaman ditetapkan sebagai berikut: (lanjutan)

iii. Diragukan apabila terjadi keterlambatan pembayaran angsuran pokok dan/atau jasa administrasi pinjaman yang telah melampaui 180 (seratus delapan puluh) hari dan belum melampaui 270 (dua ratus tujuh puluh) hari dari tanggal jatuh tempo pembayaran angsuran sesuai dengan perjanjian yang telah disepakati.

iv. Macet apabila terjadi keterlambatan pembayaran angsuran pokok dan/atau jasa administrasi pinjaman yang telah melampaui 270 (dua ratus tujuh puluh) hari dari tanggal jatuh tempo pembayaran angsuran sesuai dengan perjanjian yang telah disepakati.

d. Penyisihan Penurunan Nilai Pinjaman

Penyisihan pinjaman merupakan penyisihan atas pinjaman yang mungkin tidak tertagih. Penyisihan penurunan nilai pinjaman dibentuk berdasarkan taksiran Pengelola CDC terhadap tingkat ketertagihan saldo pinjaman.

CDC pertama kali menentukan apakah terdapat bukti objektif mengenai penurunan nilai secara individual atas pinjaman yang signifikan secara individual atau secara kolektif untuk penerimaan yang jumlahnya tidak signifikan secara individual. Jika CDC menentukan tidak terdapat bukti objektif mengenai penurunan nilai atas aset keuangan yang dinilai secara individual, terlepas aset keuangan tersebut signifikan atau tidak, maka CDC memasukkan piutang tersebut ke dalam kelompok pinjaman yang memiliki karakteristik risiko kredit yang sejenis dan menilai penurunan nilai kelompok tersebut secara kolektif.

Penyisihan pinjaman dihitung berdasarkan estimasi kerugian yang tidak dapat ditagih yaitu secara kolektif berdasarkan prosentase tertentu tingkat ketertagihan (*collection*) data historis yang ada (minimal 2 tahun). Pinjaman yang penurunan nilainya dinilai secara individual dan untuk itu kerugian penurunan nilai diakui, tidak termasuk dalam penilaian penurunan nilai secara kolektif.

**2. SUMMARY OF MATERIAL ACCOUNTING
POLICIES INFORMATION (continued)**

c. Loan to Foster Partners (continued)

The classification of loan based on its collectibility are as follows: (continued)

iii. Doubtful when late payment of principal and/or administration service income payment are between 180 (one hundred and eighty) days and 270 (two hundred and seventy) days from the payment due date of installment as agreed in the agreement.

iv. Loss when late payment of principal and/or administration service income payment over 270 (two hundred and seventy) days from the payment due date of installment as agreed in the agreement.

d. Allowance for Impairment of Loan

Allowance for impairment of loan represents allowance for doubtful loan. This allowance is calculated based on the Management's CDC estimation of their collectibility.

CDC firstly determines whether there is objective evidence that there is impairment, individually for significant loan or collectively for loan which are insignificant. If CDC decides that there is no objective evidence of individual impairment, regardless those loans are significant or insignificant, CDC classifies these loan as having similar credit risk characteristics and determining the impairment collectively.

Allowance for impairment of loan is calculated based on estimated uncollectible loss, which collectively based on specific percentage of available historical collectibility rate (2 years of historical data at minimum). Loan which are impaired individually and of that loss are recognised, are not included in the collective impairment evaluation.

**PROGRAM PENDANAAN USAHA MIKRO
DAN USAHA KECIL
(COMMUNITY DEVELOPMENT CENTER)
PERUSAHAAN PERSEROAN (PERSERO)
PT TELEKOMUNIKASI INDONESIA TBK
CATATAN ATAS LAPORAN KEUANGAN
31 Desember 2023 dan Tahun yang
Berakhir pada Tanggal Tersebut
(Disajikan dalam Rupiah)**

**PROGRAM PENDANAAN USAHA MIKRO
DAN USAHA KECIL
(COMMUNITY DEVELOPMENT CENTER)
PERUSAHAAN PERSEROAN (PERSERO)
PT TELEKOMUNIKASI INDONESIA TBK
NOTES TO THE FINANCIAL STATEMENTS
December 31, 2023 and
For the Year Ended
(Expressed in Rupiah)**

**2. IKHTISAR INFORMASI KEBIJAKAN AKUNTANSI
YANG MATERIAL (lanjutan)**

e. Pinjaman Kolaborasi BUMN

Pinjaman Kolaborasi BUMN adalah pinjaman diberikan kepada Mitra Binaan melalui PT Bank Rakyat Indonesia (Persero) Tbk. (BRI) sebagai bentuk sinergi untuk meningkatkan efisiensi dan efektivitas dalam pengembangan dan pemberdayaan ekonomi usaha mikro dan usaha kecil. Pinjaman kolaborasi BUMN diakui pada saat terjadi penyetoran dana kepada BRI, diukur serta dicatat sebesar jumlah dana yang disetorkan. Penyaluran ini bersifat jangka panjang selama 5 tahun sehingga diakui dalam aset tidak lancar.

f. Pinjaman Bermasalah

Pinjaman bermasalah merupakan pinjaman macet yang telah diupayakan pemulihannya dengan penjadwalan kembali (*rescheduling*) dan peninjauan kembali persyaratan (*reconditioning*), namun tidak terpulihkan. Pinjaman bermasalah disajikan sebesar nilai pokok pinjaman dengan besarnya alokasi penyisihan sebesar 100% dari saldo pinjaman bermasalah.

Tata cara penghapusbukuan pinjaman bermasalah mengacu kepada Peraturan Menteri BUMN.

g. Kelebihan Pembayaran Angsuran

Kelebihan pembayaran angsuran adalah penerimaan angsuran yang melebihi saldo pinjaman kepada mitra binaan. Kelebihan pembayaran angsuran diakui dan disajikan sebagai liabilitas pada saat setoran diterima.

Kelebihan pembayaran angsuran setiap Mitra Binaan sampai dengan nilai Rp100.000 diakui sebagai Pendapatan Lain-lain sesuai dengan Peraturan *Senior General Manager Community Development Center* Nomor: PK.703.01.01/r.00/HK200/CDC1000000/2022 tanggal 30 Mei 2022 tentang Petunjuk Pelaksanaan Operasional Program Tanggung Jawab Sosial dan Lingkungan (TJSL).

h. Utang dan Liabilitas Lancar Lainnya

Utang dan liabilitas lancar lainnya diakui pada saat terjadinya transaksi atau saat perjanjian kontrak diselesaikan dan dicatat sebesar nilai transaksi atau perjanjian kontrak.

**2. SUMMARY OF MATERIAL ACCOUNTING
POLICIES INFORMATION (continued)**

e. SOE Loan Collaboration

SOE Loan Collaboration represents loan is provided to Foster Partners through PT Bank Rakyat Indonesia (Persero) Tbk. (BRI) as a synergy to increase efficiency and effectiveness in the economic development and empowerment of micro and small businesses. SOE loan collaboration is recognized when funds are transferred to BRI, measured, and recorded at the amount of funds transferred. This distribution is long term for 5 years, hence recognized as a non-current asset.

f. Troubled Loan

Troubled loan represents loss loan which has been attempted to be recovered by rescheduling and reconditioning but cannot be recovered. Troubled loan will be represented at loan principal value with 100% of troubled loan balance.

The procedures to write-off the troubled loan adhere to the Ministry of SOE's regulations.

g. Overpayment of Installments

Overpayment of installments represents repayment which exceeds its loan balance from foster partners. This overpayment is recognized and presented as liability when the installment is received.

Overpayment of installment from each Foster Partners to maximum amount of Rp100,000 is recognized as Other Income, based on Decree of Senior General Manager Community Development Center Number: PK.703.01.01/r.00/HK200/CDC1000000/2022 dated on May 30, 2022 regarding Operational Guidelines of Social and Environmental Responsibility Program (TJSL).

h. Payables and Other Current Liabilities

Payables and other current liabilities are recognized when transactions occur or when contract are completed and recognized based on transaction amount or contracts.

**PROGRAM PENDANAAN USAHA MIKRO
DAN USAHA KECIL
(COMMUNITY DEVELOPMENT CENTER)
PERUSAHAAN PERSEROAN (PERSERO)
PT TELEKOMUNIKASI INDONESIA TBK
CATATAN ATAS LAPORAN KEUANGAN
31 Desember 2023 dan Tahun yang
Berakhir pada Tanggal Tersebut
(Disajikan dalam Rupiah)**

**PROGRAM PENDANAAN USAHA MIKRO
DAN USAHA KECIL
(COMMUNITY DEVELOPMENT CENTER)
PERUSAHAAN PERSEROAN (PERSERO)
PT TELEKOMUNIKASI INDONESIA TBK
NOTES TO THE FINANCIAL STATEMENTS
December 31, 2023 and
For the Year Ended
(Expressed in Rupiah)**

**2. IKHTISAR INFORMASI KEBIJAKAN AKUNTANSI
YANG MATERIAL (lanjutan)**

i. Aset Neto

Aset neto diklasifikasikan menjadi aset neto tanpa pembatasan dari pemberi sumber daya dan aset neto dengan pembatasan dari pemberi sumber daya. Aset neto dengan pembatasan dari pemberi sumber daya adalah aset yang penggunaannya dibatasi untuk program tertentu yang tidak dapat digunakan untuk kegiatan lainnya. Aset neto tanpa pembatasan dari pemberi sumber daya adalah aset yang penggunaannya tidak dibatasi untuk tujuan tertentu.

j. Pendapatan dan Beban

Pendapatan Jasa Administrasi Pinjaman

Pendapatan jasa administrasi pinjaman diukur dan dicatat sebesar nilai yang telah jatuh tempo sesuai dengan kontrak untuk pinjaman dengan status lancar dan kurang lancar.

Pendapatan bunga

Pendapatan bunga diakui secara akrual. Pendapatan bunga diukur dan dicatat sebesar nilai yang telah ditentukan.

Beban

Beban diakui pada saat terjadinya.

k. Perpajakan

Pajak yang muncul dari seluruh transaksi yang terjadi di CDC menjadi beban CDC dan dilaporkan atas nama BUMN Pembina.

**2. SUMMARY OF MATERIAL ACCOUNTING
POLICIES INFORMATION (continued)**

i. Net Assets

Net assets are classified into net assets without restrictions from resource provider and net assets with restrictions from resource provider. Net assets with restrictions from resource provider represent assets that can only be utilized limited to specific program purpose that can not be used for other activities. Net assets without restrictions from resource provider represent assets that can be utilized without being limited for specific purposes.

j. Revenue and Expenses

Loan Administration Service Income

Loan administration service income is measured and recorded at the value that has matured in accordance with the contract for current and substandard status.

Interest income

Interest income is recognized based on accrual basis. Interest income is measured and recorded based on stipulated amount determined.

Expenses

Expense is recognised as incurred.

k. Taxation

Tax transactions in relation to CDC are charged to CDC and reported by Foster SOE.

**PROGRAM PENDANAAN USAHA MIKRO
DAN USAHA KECIL
(COMMUNITY DEVELOPMENT CENTER)
PERUSAHAAN PERSEROAN (PERSERO)
PT TELEKOMUNIKASI INDONESIA TBK
CATATAN ATAS LAPORAN KEUANGAN
31 Desember 2023 dan Tahun yang
Berakhir pada Tanggal Tersebut
(Disajikan dalam Rupiah)**

**PROGRAM PENDANAAN USAHA MIKRO
DAN USAHA KECIL
(COMMUNITY DEVELOPMENT CENTER)
PERUSAHAAN PERSEROAN (PERSERO)
PT TELEKOMUNIKASI INDONESIA TBK
NOTES TO THE FINANCIAL STATEMENTS
December 31, 2023 and
For the Year Ended
(Expressed in Rupiah)**

**3. PENGGUNAAN PERTIMBANGAN, ESTIMASI
DAN ASUMSI**

a. Pertimbangan

Penentuan mata uang fungsional

Mata uang fungsional CDC adalah mata uang dari lingkungan ekonomi primer di mana CDC beroperasi. Mata uang tersebut adalah mata uang yang mempengaruhi pendapatan dan beban dari jasa yang diberikan. CDC menentukan bahwa mata uang fungsionalnya adalah Rupiah.

Penyisihan penurunan nilai pinjaman

Apabila terdapat bukti objektif bahwa rugi penurunan nilai telah terjadi atas pinjaman, CDC mengestimasi penyisihan kerugian penurunan nilai pinjaman yang secara khusus diidentifikasi terdapat kemungkinan tidak tertagih. Tingkat penyisihan ditelaah oleh Pengelola berdasarkan faktor-faktor yang mempengaruhi tingkat tertagihnya pinjaman tersebut.

CDC menggunakan pertimbangan berdasarkan fakta dan situasi yang tersedia, termasuk tetapi tidak terbatas pada, jangka waktu hubungan CDC dengan mitra binaan dan status kualitas pinjaman pelanggan (Catatan 5 dan 7).

b. Estimasi dan Asumsi

Penyisihan penurunan nilai pinjaman

CDC menggunakan pertimbangan berdasarkan fakta-fakta terbaik yang tersedia untuk mengakui penyisihan secara individu atas mitra binaan dan lembaga penyalur terhadap jumlah yang jatuh tempo untuk menurunkan pinjaman individu jumlah yang diharapkan dapat ditagih. Pencadangan secara individu ini ditelaah jika terdapat informasi tambahan yang diterima yang mempengaruhi jumlah yang diestimasi.

CDC juga melakukan penilaian penyisihan penurunan nilai secara kolektif terhadap risiko pinjaman MB, yang dikelompokkan berdasarkan karakteristik pinjaman yang sama, yang meskipun tidak diidentifikasi secara spesifik memerlukan cadangan tertentu, memiliki risiko tidak tertagih yang lebih besar dibandingkan dengan pinjaman yang diberikan kepada MB lainnya. Penyisihan penurunan nilai pinjaman dihitung berdasarkan kajian nilai terkini dan historis tingkat ketertagihan dari pinjaman.

**3. ACCOUNTING JUDGEMENTS, ESTIMATION,
AND ASSUMPTION**

a. Judgements

The determination of functional currency

CDC's functional currency is currencies from premier economic environment where CDC operates. The related currency is currency that gives influence on revenues and expenses from services given. CDC determines that their functional currency is Rupiah.

Allowance for impairment of loan

If there is objective evidence that losses because of impairment have incurred on loan, CDC estimates an allowance for impairment loss of those loan specifically identified as uncollectible. The allowance examined by Management based several factors influencing of loan collectibility.

CDC uses judgements based on available facts and situations, including but not limited to, CDC's period of relationship with foster partners and foster partner's loan quality status (Notes 5 and 7).

b. Estimations and Assumptions

Allowance for impairment of loan

CDC uses judgement based on best facts available to recognize individual allowance for foster partners and distributing partners to adjust the individual loan to its realizable amount. This individual allowance will be assessed if there is additional information received which affect the estimated amount.

CDC also assesses the allowance for impairment loss collectively, grouped by the same loan risks, regardless requires individually identified of allowance, have higher uncollectible risk compares to loan provided to other foster partners. Allowance for impairment of loan is measured based on the evaluation of current value and historical rate of loan collectability.

**PROGRAM PENDANAAN USAHA MIKRO
DAN USAHA KECIL
(COMMUNITY DEVELOPMENT CENTER)
PERUSAHAAN PERSEROAN (PERSERO)
PT TELEKOMUNIKASI INDONESIA TBK
CATATAN ATAS LAPORAN KEUANGAN
31 Desember 2023 dan Tahun yang
Berakhir pada Tanggal Tersebut
(Disajikan dalam Rupiah)**

**PROGRAM PENDANAAN USAHA MIKRO
DAN USAHA KECIL
(COMMUNITY DEVELOPMENT CENTER)
PERUSAHAAN PERSEROAN (PERSERO)
PT TELEKOMUNIKASI INDONESIA TBK
NOTES TO THE FINANCIAL STATEMENTS
December 31, 2023 and
For the Year Ended
(Expressed in Rupiah)**

3. PENGGUNAAN PERTIMBANGAN, ESTIMASI DAN ASUMSI (lanjutan)

b. Estimasi dan Asumsi (lanjutan)

Penyisihan penurunan nilai pinjaman (lanjutan)

Penyisihan pinjaman dihitung berdasarkan estimasi kerugian yang tidak dapat ditagih yaitu secara kolektif berdasarkan prosentase tertentu tingkat ketertagihan (*collection*) data historis yang ada (minimal 2 tahun). Penyisihan ini disesuaikan secara berkala untuk mencerminkan hasil aktual dan estimasi (Catatan 5 dan 7).

3. ACCOUNTING JUDGEMENTS, ESTIMATION, AND ASSUMPTION (continued)

b. Estimations and Assumptions (continued)

Allowance for impairment of loan (continued)

Allowance for impairment of loan is recognised based on the estimation of uncollectible amount, which is done collectively based on a specific percentage of the two-year-minimum historical rate of loan collectibility. This allowance is adjusted periodically to reflect actual result and estimation (Notes 5 and 7).

4. KAS DAN SETARA KAS

	<u>2023</u>
Kas di Bank:	
PT Bank Negara Indonesia (Persero) Tbk	80.929.673.147
PT Bank Mandiri (Persero) Tbk	80.740.988.108
PT Bank Syariah Indonesia (Persero) Tbk	10.727.184.094
Jumlah Kas dan Setara Kas	<u>172.397.845.349</u>

4. CASH AND CASH EQUIVALENTS

	<u>2022</u>	
		<i>Cash in Banks:</i>
	3.301.996.025	<i>PT Bank Negara Indonesia (Persero) Tbk</i>
	5.601.276.696	<i>PT Bank Mandiri (Persero) Tbk</i>
	2.696.146.884	<i>PT Bank Syariah Indonesia (Persero) Tbk</i>
Jumlah Kas dan Setara Kas	<u>11.599.419.605</u>	<i>Total Cash and Cash Equivalents</i>

5. PINJAMAN KEPADA MITRA BINAAN

a. Pinjaman kepada Mitra Binaan berdasarkan CD Regional

	<u>2023</u>
Pinjaman kepada Mitra Binaan	
CD Regional I Sumatera	40.274.170.243
CD Regional II DKI Jakarta dan Banten	27.894.093.677
CD Regional III Jabar	15.181.361.655
CD Regional IV Jateng dan DIY	22.335.223.183
CD Regional V Jatim dan Madura	44.306.096.466
CD Regional VI Kalimantan	21.305.913.986
CD Regional VII Kawasan Timur Indonesia	19.833.298.680
Jumlah	191.130.157.890
Penyisihan Penurunan Nilai Pinjaman	(65.467.649.369)
Jumlah Pinjaman kepada Mitra Binaan - Neto	<u>125.662.508.521</u>

5. LOAN TO FOSTER PARTNERS

a. Loan to Foster Partners Classified by CD Regional

	<u>2022</u>	
		<i>Loan to Foster Partners</i>
	78.869.801.420	<i>CD Regional I Sumatera</i>
	55.370.480.606	<i>CD Regional II DKI Jakarta and Banten</i>
	37.392.543.608	<i>CD Regional III Jabar</i>
	47.494.822.387	<i>CD Regional IV Jateng and DIY</i>
	75.285.453.474	<i>CD Regional V Jatim and Madura</i>
	45.652.380.063	<i>CD Regional VI Kalimantan</i>
	37.864.550.413	<i>CD Regional VII Kawasan Timur Indonesia</i>
Jumlah	377.930.031.971	<i>Total</i>
Penyisihan Penurunan Nilai Pinjaman	(84.929.581.437)	<i>Allowance for Impairment of Loan</i>
Jumlah Pinjaman kepada Mitra Binaan - Neto	<u>293.000.450.534</u>	<i>Total Loan to Foster Partners - Net</i>

**PROGRAM PENDANAAN USAHA MIKRO
DAN USAHA KECIL
(COMMUNITY DEVELOPMENT CENTER)
PERUSAHAAN PERSEROAN (PERSERO)
PT TELEKOMUNIKASI INDONESIA TBK
CATATAN ATAS LAPORAN KEUANGAN
31 Desember 2023 dan Tahun yang
Berakhir pada Tanggal Tersebut
(Disajikan dalam Rupiah)**

**PROGRAM PENDANAAN USAHA MIKRO
DAN USAHA KECIL
(COMMUNITY DEVELOPMENT CENTER)
PERUSAHAAN PERSEROAN (PERSERO)
PT TELEKOMUNIKASI INDONESIA TBK
NOTES TO THE FINANCIAL STATEMENTS
December 31, 2023 and
For the Year Ended
(Expressed in Rupiah)**

5. PINJAMAN KEPADA MITRA BINAAN (lanjutan)

b. Pinjaman kepada Mitra Binaan Menurut Sektor

	2023	2022
Perdagangan	101.799.553.652	202.340.741.536
Industri	41.597.474.025	80.851.746.195
Jasa	28.738.681.262	59.171.986.477
Peternakan	6.597.542.825	11.995.501.388
Pertanian	4.964.428.725	8.736.387.330
Perikanan	4.430.709.957	8.269.562.995
Perkebunan	1.747.979.736	4.161.211.880
Lainnya	1.253.787.708	2.402.894.170
Jumlah	191.130.157.890	377.930.031.971
Penyisihan penurunan nilai pinjaman	(65.467.649.369)	(84.929.581.437)
Jumlah pinjaman kepada Mitra Binaan - Neto	125.662.508.521	293.000.450.534

5. LOAN TO FOSTER PARTNERS (continued)

b. Loan to Foster Partners Classified by Sector

	2023	2022	
Perdagangan	101.799.553.652	202.340.741.536	Trading
Industri	41.597.474.025	80.851.746.195	Industry
Jasa	28.738.681.262	59.171.986.477	Service
Peternakan	6.597.542.825	11.995.501.388	Farming
Pertanian	4.964.428.725	8.736.387.330	Agriculture
Perikanan	4.430.709.957	8.269.562.995	Fishing
Perkebunan	1.747.979.736	4.161.211.880	Plantation
Lainnya	1.253.787.708	2.402.894.170	Others
Jumlah	191.130.157.890	377.930.031.971	Total
Penyisihan penurunan nilai pinjaman	(65.467.649.369)	(84.929.581.437)	Allowance for impairment of loan
Jumlah pinjaman kepada Mitra Binaan - Neto	125.662.508.521	293.000.450.534	Total Loan to Foster Partners - Net

Manajemen berpendapat bahwa saldo penyisihan penurunan nilai pinjaman cukup untuk menutup kerugian atas tidak tertagihnya pinjaman.

Management believes that the balance of allowance for impairment of loan is adequate to cover losses from the uncollectible loan.

Termasuk di dalam saldo pinjaman kepada mitra binaan adalah saldo pinjaman tambahan. Pinjaman tambahan disalurkan untuk membiayai kebutuhan dana pelaksanaan kegiatan usaha mitra binaan yang bersifat jangka pendek.

Included in loans to foster partner is balance of additional loans. Additional loans are distributed to finance the short-term funding requirements for the business operations.

c. Pendapatan Jasa Administrasi Pinjaman

Tingkat suku bunga mulai tanggal 1 Januari 2022 sampai dengan 30 September 2022 diatur berdasarkan PER-05/MBU/04/2021 sebesar 6% per tahun. Tingkat suku bunga mulai 1 Oktober 2022 diatur berdasarkan PER-06/MBU/09/2022 sebagaimana diubah oleh PER-01/MBU/03/2023 menjadi sebesar 3% per tahun.

c. Loan Administration Service Income

Interest rate start from January 1 to September 30, 2022 is regulated based on PER-05/MBU/04/2021 by 6% per annum. Interest rate start from October 1, 2022 is regulated on PER-06/MBU/09/2022 as amended to PER-01/MBU/03/2023 become 3% per annum.

d. Penyisihan Pinjaman Kepada Mitra Binaan

Mutasi cadangan penurunan nilai pinjaman adalah sebagai berikut:

	2023	2022
Saldo awal	84.929.581.437	83.373.615.274
Penambahan	24.421.413.685	10.902.288.650
Pemulihan	(19.461.932.068)	(4.278.571.317)
Reklasifikasi ke pinjaman bermasalah (Catatan 7)	(24.421.413.685)	(5.067.751.170)
Saldo akhir	65.467.649.369	84.929.581.437

d. Allowance for Impairment of Loan to Foster Partners

Movement of allowance for impairment of loan is as follow:

Saldo awal	84.929.581.437	Beginning balance
Penambahan	24.421.413.685	Additional Recovery
Pemulihan	(19.461.932.068)	Reclassification to troubled loan (Note 7)
Saldo akhir	65.467.649.369	Ending balance

**PROGRAM PENDANAAN USAHA MIKRO
DAN USAHA KECIL
(COMMUNITY DEVELOPMENT CENTER)
PERUSAHAAN PERSEROAN (PERSERO)
PT TELEKOMUNIKASI INDONESIA TBK
CATATAN ATAS LAPORAN KEUANGAN
31 Desember 2023 dan Tahun yang
Berakhir pada Tanggal Tersebut
(Disajikan dalam Rupiah)**

**PROGRAM PENDANAAN USAHA MIKRO
DAN USAHA KECIL
(COMMUNITY DEVELOPMENT CENTER)
PERUSAHAAN PERSEROAN (PERSERO)
PT TELEKOMUNIKASI INDONESIA TBK
NOTES TO THE FINANCIAL STATEMENTS
December 31, 2023 and
For the Year Ended
(Expressed in Rupiah)**

5. PINJAMAN KEPADA MITRA BINAAN (lanjutan)

5. LOAN TO FOSTER PARTNERS (continued)

2023

Kualitas Pinjaman	Umur Pinjaman (dari jatuh tempo/ Loan Aging (from maturity date)	Saldo Pinjaman/ Loan Balance	% Penyisihan/ Allowance %	Akumulasi Penyisihan/ Accumulated Allowance	Beban (Pemulihan) Penyisihan/ Expense (Recovery) Allowance	Loan Quality
Mitra Binaan						
<u>Dinilai secara kolektif</u>						
Lancar	< 30 hari/ < 30 days	98.509.817.459	0,26%	252.737.968	(1.480.483.015)	Current
Kurang lancar	> 30 hari ≤ 180 hari > 30 days ≤ 180 days	19.187.322.698	2,50%	480.597.003	(673.735.746)	Substandard
Diragukan	> 180 hari ≤ 270 hari > 180 days ≤ 270 days	9.314.318.472	6,61%	615.615.137	(208.433.028)	Doubtful
Macet	> 270 hari/ > 270 days	64.108.380.926	100,00%	64.108.380.926	(17.099.280.279)	Loss
Sub jumlah		191.119.839.555		65.457.331.034	(19.461.932.068)	Sub total
Bermasalah						Troubled
Mitra Binaan		296.174.522.903	100,00%	296.174.522.903	15.442.829.867	Foster Partner
BUMN Pembina lain/ Lembaga Penyalur		9.220.206.183	100,00%	9.220.206.183	-	Other Foster SOE/ Distributing Partners
Sub jumlah		305.394.729.086		305.394.729.086	15.442.829.867	Sub total
<u>Dinilai secara individual</u>						
Mitra Binaan Pinjaman Tambahan						
Macet		10.318.335	100,00%	10.318.335	-	Loss
Jumlah		496.524.886.976		370.862.378.455	(4.019.102.201)	Total

2022

Kualitas Pinjaman	Umur Pinjaman (dari jatuh tempo/ Loan Aging (from maturity date)	Saldo Pinjaman/ Loan Balance	% Penyisihan/ Allowance %	Akumulasi Penyisihan/ Accumulated Allowance	Beban (Pemulihan) Penyisihan/ Expense (Recovery) Allowance	Loan Quality
Mitra Binaan						
<u>Dinilai secara kolektif</u>						
Lancar	< 30 hari/ < 30 days	272.931.204.899	0,64%	1.733.220.983	(1.102.643.915)	Current
Kurang lancar	> 30 hari ≤ 180 hari > 30 days ≤ 180 days	17.224.907.352	6,70%	1.154.332.749	(1.298.368.754)	Substandard
Diragukan	> 180 hari ≤ 270 hari > 180 days ≤ 270 days	6.555.940.180	12,57%	824.048.165	(1.877.558.648)	Doubtful
Macet	> 270 hari/ > 270 days	81.207.661.205	100,00%	81.207.661.205	5.834.537.480	Loss
Sub jumlah		377.919.713.636		84.919.263.102	1.555.966.163	Subtotal
Bermasalah						Troubled
Mitra Binaan		280.731.693.036	100,00%	280.731.693.036	(5.951.650.255)	Foster Partner
BUMN Pembina lain/ Lembaga Penyalur		9.220.206.183	100,00%	9.220.206.183	(26.450.000)	Other Foster SOE/ Distributing Partners
Sub jumlah		289.951.899.219		289.951.899.219	(5.978.100.255)	Sub total
<u>Dinilai secara individual</u>						
Mitra Binaan Pinjaman Tambahan						
Macet		10.318.335	100,00%	10.318.335	-	Additional Loan Foster Partners Substandard- Loss
Jumlah		667.881.931.190		374.881.480.656	(4.422.134.092)	Total

**PROGRAM PENDANAAN USAHA MIKRO
DAN USAHA KECIL
(COMMUNITY DEVELOPMENT CENTER)
PERUSAHAAN PERSEROAN (PERSERO)
PT TELEKOMUNIKASI INDONESIA TBK
CATATAN ATAS LAPORAN KEUANGAN
31 Desember 2023 dan Tahun yang
Berakhir pada Tanggal Tersebut
(Disajikan dalam Rupiah)**

**PROGRAM PENDANAAN USAHA MIKRO
DAN USAHA KECIL
(COMMUNITY DEVELOPMENT CENTER)
PERUSAHAAN PERSEROAN (PERSERO)
PT TELEKOMUNIKASI INDONESIA TBK
NOTES TO THE FINANCIAL STATEMENTS
December 31, 2023 and
For the Year Ended
(Expressed in Rupiah)**

6. PINJAMAN KOLABORASI BUMN

Pada tanggal 29 Agustus 2023, CDC telah menandatangani Perjanjian Kerja Sama Induk No. B 30/MBD/08/2023 atau No. Tel. 1194/ HK.810/ CDC-A1000000/2023 dengan PT Bank Rakyat Indonesia Tbk (BRI) tentang Pelaksanaan Program Pendanaan Usaha Mikro dan Usaha Kecil. Perjanjian ini berlaku untuk jangka waktu selama 5 (lima) tahun terhitung sejak ditandatangani perjanjian.

Pada tanggal 29 November 2023, CDC menandatangani Perjanjian Kerja Sama Turunan No.B.827-MBD/11/2023 atau No. Tel.1603/ HK.810/ CDC-A1000000/ 2023 dengan BRI untuk mengatur lebih detail mengenai pelaksanaan Perjanjian Kerja Sama Induk.

Pada tanggal 30 November 2023, CDC telah melakukan penyetoran dana ke rekening giro BRI sebesar Rp20.000.000.000. CDC dan BRI sepakat untuk mengadakan pertemuan minimal 1 (satu) kali dalam 1 (satu) tahun untuk mengevaluasi pelaksanaan perjanjian ini.

Berdasarkan perjanjian, BRI berkewajiban untuk (1) melakukan penyaluran dana Program Pendanaan UMK CDC kepada usaha mikro dan usaha kecil, (2) melakukan penagihan angsuran pinjaman UMK Binaan atas penyaluran dana Program Pendanaan UMK CDC sampai dengan pelunasan pinjaman oleh UMK Binaan yang disetorkan melalui rekening CDC oleh BRI, meskipun perjanjian telah berakhir, (3) melakukan efektivitas kinerja penyaluran dan kolektibilitas Program Pendanaan UMK, (4) melaporkan pelaksanaan penyaluran dana Program Pendanaan UMK sebagaimana diatur dalam Permen BUMN No: PER-1/2023 kepada Kementerian BUMN, (5) melakukan monitoring dan evaluasi atas pelaksanaan penyaluran dana Program Pendanaan UMK CDC, (6) memberikan laporan atas penyaluran dana Program Pendanaan UMK CDC sebagai dasar dari pelaksanaan audit Program Pendanaan UMK CDC, (7) mengalokasikan kembali jasa administrasi yang diperoleh dari penyaluran dana Program Pendanaan UMK yang untuk selanjutnya menjadi bagian dari penyaluran dana Program Pendanaan UMK pada periode berikutnya yang akan dikembalikan kepada CDC pada akhir periode Perjanjian Kerja Sama Induk.

CDC berkewajiban (1) melakukan penyetoran/pemindahbukuan dana Program Pendanaan UMK pada rekening giro BRI, (2) melakukan pembinaan sesuai ruang lingkup perjanjian, (3) menyampaikan bukti bukti penyetoran/ pemindahbukuan penyaluran dana Program Pendanaan UMK.

6. SOE LOAN COLLABORATION

On August 29, 2023, CDC signed Perjanjian Kerja Sama Induk No. B 30/MBD/08/2023 or No. Tel. 1194/ HK.810/ CDC-A1000000/2023 with PT Bank Rakyat Indonesia Tbk (BRI) regarding Implementation of Program Pendanaan Usaha Mikro dan Usaha Kecil. This agreement is valid for 5 (five) years from the signing of the agreement.

On November 29, 2023, CDC signed Perjanjian Kerja Sama Turunan No. B.827-MBD/11/2023 or No. Tel 1603/ HK.810/ CDC-A1000000/ 2023 with BRI to regulate in more detail regarding the implementation of Perjanjian Kerja Sama Induk.

On November 30, 2023, CDC transferred funds to the BRI checking account of IDR20,000,000,000. CDC and BRI agree to hold a meeting at least 1 (one) time in 1 (one) year to evaluate the implementation of this agreement.

Based on the agreement, BRI is obliged to (1) distribute funds from the CDC's Program Pendanaan UMK to micro and small businesses, (2) collect installments of the Foster MSE loans for the funds distribution of the CDC's Program Pendanaan UMK until the loan repayment by the Foster MSEs is transferred through CDC's account by BRI, even though the agreement has ended, (3) carry out effective performance of distribution and collectibility of Program Pendanaan UMK, (4) report the implementation of the funds distribution for Program Pendanaan UMK as regulated in Ministry of SOE No: PER-1/2023 to the Ministry of BUMN, (5) carry out monitoring and evaluation of the implementation of the distribution of funds for CDC's Program Pendanaan UMK, (6) providing a report on the distribution of funds for CDC's Program Pendanaan UMK as a basis for the audit of the implementation of Program Pendanaan UMK, (7) reallocating administrative services obtained from the distribution of Program Pendanaan UMK funds for then becomes part of the distribution of funds for the Program Pendanaan UMK in the following period which will be returned to CDC at the end of the period of Perjanjian Kerja Sama Induk.

CDC is obliged to (1) deposit/transfer funds from Program Pendanaan UMK to BRI's checking account, (2) carry out development in accordance with the scope of the agreement, (3) submit evidence of deposit/book-entry of disbursement of Program Pendanaan UMK.

**PROGRAM PENDANAAN USAHA MIKRO
DAN USAHA KECIL
(COMMUNITY DEVELOPMENT CENTER)
PERUSAHAAN PERSEROAN (PERSERO)
PT TELEKOMUNIKASI INDONESIA TBK
CATATAN ATAS LAPORAN KEUANGAN
31 Desember 2023 dan Tahun yang
Berakhir pada Tanggal Tersebut
(Disajikan dalam Rupiah)**

**PROGRAM PENDANAAN USAHA MIKRO
DAN USAHA KECIL
(COMMUNITY DEVELOPMENT CENTER)
PERUSAHAAN PERSEROAN (PERSERO)
PT TELEKOMUNIKASI INDONESIA TBK
NOTES TO THE FINANCIAL STATEMENTS
December 31, 2023 and
For the Year Ended
(Expressed in Rupiah)**

7. PINJAMAN BERMASALAH

Pinjaman Bermasalah Kepada Mitra Binaan Berdasarkan CD Regional

Pada tanggal 31 Desember 2023 dan 2022, pinjaman bermasalah yang di klasifikasikan berdasarkan CD Regional adalah sebagai berikut:

	2023	2022
CD Regional I Sumatera	64.861.818.497	61.593.873.574
CD Regional II DKI Jakarta dan Banten	42.105.787.524	40.391.500.941
CD Regional III Jabar	52.650.358.256	46.951.230.032
CD Regional IV Jateng dan DIY	26.092.338.269	23.997.654.788
CD Regional V Jatim dan Madura	46.636.054.096	45.974.823.576
CD Regional VI Kalimantan	28.372.235.839	28.128.613.103
CD Regional VII Kawasan Timur Indonesia	35.455.930.422	33.693.997.022
	296.174.522.903	280.731.693.036
CD Corporate		
PT Sang Hyang Seri (Persero) ("SHS")	7.602.387.468	7.602.387.468
Baitul Mal Wal Tamwil ("BMT Hidayah")	1.617.818.715	1.617.818.715
	9.220.206.183	9.220.206.183
Jumlah	305.394.729.086	289.951.899.219
Penyisihan Pinjaman Bermasalah	(305.394.729.086)	(289.951.899.219)
Jumlah Pinjaman Bermasalah-Neto	-	-

Mutasi penyisihan penurunan nilai pinjaman bermasalah adalah sebagai berikut:

	2023	2022
Saldo awal	289.951.899.219	295.929.999.474
Reklasifikasi dari pinjaman macet (Catatan 5d)	24.421.413.685	5.067.751.170
Pemulihan	(8.978.583.818)	(11.045.851.425)
Saldo akhir	305.394.729.086	289.951.899.219

8. UTANG DAN LIABILITAS LANCAR LAINNYA

Pada tanggal 31 Desember 2023 dan 2022, akun ini merupakan uang titipan.

7. TROUBLED LOAN

Troubled Loan to Foster Partners Classified by CD Regional

As of December 31, 2023 and 2022, the troubled loan which classified per CD Regional is as follow:

CD Regional I Sumatera
CD Regional II DKI Jakarta and Banten
CD Regional III Jabar
CD Regional IV Jateng and DIY
CD Regional V Jatim and Madura
CD Regional VI Kalimantan
CD Area VII Kawasan Timur Indonesia

CD Corporate
PT Sang Hyang Seri (Persero) ("SHS")
Baitul Mal Wal Tamwil ("BMT Hidayah")

Total
Allowance for Impairment of Troubled Loan

Troubled Loan Distribution-Net

Movement of allowance for impairment of troubled loan is as follow:

Beginning balance
Reclasification from loss loan (Note 5d)
Reversal
Ending balance

8. PAYABLES AND OTHER CURRENT LIABILITIES

As of December 31, 2023 and 2022, this account represents incidental deposit.

**PROGRAM PENDANAAN USAHA MIKRO
DAN USAHA KECIL
(COMMUNITY DEVELOPMENT CENTER)
PERUSAHAAN PERSEROAN (PERSERO)
PT TELEKOMUNIKASI INDONESIA TBK
CATATAN ATAS LAPORAN KEUANGAN
31 Desember 2023 dan Tahun yang
Berakhir pada Tanggal Tersebut
(Disajikan dalam Rupiah)**

**PROGRAM PENDANAAN USAHA MIKRO
DAN USAHA KECIL
(COMMUNITY DEVELOPMENT CENTER)
PERUSAHAAN PERSEROAN (PERSERO)
PT TELEKOMUNIKASI INDONESIA TBK
NOTES TO THE FINANCIAL STATEMENTS
December 31, 2023 and
For the Year Ended
(Expressed in Rupiah)**

9. KELEBIHAN PEMBAYARAN ANGSURAN

	2023	2022
Saldo awal	203.691.711	396.999.537
Penambahan	82.661.470	43.480.772
Pengembalian	(49.387.428)	(236.788.598)
Saldo akhir	236.965.753	203.691.711

9. OVERPAYMENT OF INSTALLMENTS

*Beginning balance
Additional
Refund
Ending balance*

10. PENDAPATAN JASA ADMINISTRASI PINJAMAN

	2023	2022
CD Regional I Sumatera	1.612.629.663	3.043.107.021
CD Regional II DKI Jakarta dan Banten	1.257.881.504	2.355.986.902
CD Regional III Jabar	762.629.782	1.389.465.716
CD Regional IV Jateng dan DIY	1.124.712.492	1.994.521.838
CD Regional V Jatim dan Madura	1.509.559.660	2.915.537.163
CD Regional VI Kalimantan	1.209.058.729	2.189.135.166
CD Regional VII Kawasan Timur Indonesia	787.909.359	1.594.942.770
Jumlah	8.264.381.189	15.482.696.576

10. LOAN ADMINISTRATION SERVICE INCOME

*CD Regional I Sumatera
CD Regional II DKI Jakarta and Banten
CD Regional III Jabar
CD Regional IV Jateng and DIY
CD Regional V Jatim and Madura
CD Regional VI Kalimantan
CD Regional VII Kawasan Timur Indonesia
Total*

11. TRANSAKSI DAN SALDO DENGAN PIHAK BERELASI

Hubungan dan sifat saldo akun/ transaksi dengan pihak - pihak berelasi adalah sebagai berikut:

11. TRANSACTIONS AND BALANCES WITH RELATED PARTIES

The relationship and nature of account balances/ transactions with related parties were as follows:

Hubungan/ Relationship	Pihak-pihak berelasi/ Related parties	Transaksi/ Transactions
Perusahaan dibawah entitas sependali oleh Pemerintah/ <i>Entity under common control of the Government</i>	PT Bank Negara Indonesia (Persero) Tbk.	Jasa perbankan/ <i>Banking services</i>
Perusahaan dibawah entitas sependali oleh Pemerintah/ <i>Entity under common control of the Government</i>	PT Bank Mandiri (Persero) Tbk.	Jasa perbankan/ <i>Banking services</i>
Perusahaan dibawah entitas sependali oleh Pemerintah/ <i>Entity under common control of the Government</i>	PT Bank Syariah Indonesia (Persero) Tbk.	Jasa perbankan/ <i>Banking services</i>
Perusahaan dibawah entitas sependali oleh Pemerintah/ <i>Entity under common control of the Government</i>	PT Sang Hyang Seri (Persero)	BUMN Penyalur lain/ <i>Other Foster SOE</i>
Perusahaan dibawah entitas sependali oleh Pemerintah/ <i>Entity under common control of the Government</i>	PT Bank Rakyat Indonesia (Persero) Tbk.	BUMN Penyalur/ <i>Foster SOE</i>

**PROGRAM PENDANAAN USAHA MIKRO
DAN USAHA KECIL
(COMMUNITY DEVELOPMENT CENTER)
PERUSAHAAN PERSEROAN (PERSERO)
PT TELEKOMUNIKASI INDONESIA TBK
CATATAN ATAS LAPORAN KEUANGAN
31 Desember 2023 dan Tahun yang
Berakhir pada Tanggal Tersebut
(Disajikan dalam Rupiah)**

**PROGRAM PENDANAAN USAHA MIKRO
DAN USAHA KECIL
(COMMUNITY DEVELOPMENT CENTER)
PERUSAHAAN PERSEROAN (PERSERO)
PT TELEKOMUNIKASI INDONESIA TBK
NOTES TO THE FINANCIAL STATEMENTS
December 31, 2023 and
For the Year Ended
(Expressed in Rupiah)**

**11. TRANSAKSI DAN SALDO DENGAN PIHAK
BERELASI (lanjutan)**

**11. TRANSACTIONS AND BALANCES WITH
RELATED PARTIES (continued)**

Rincian akun dan transaksi signifikan dengan pihak - pihak berelasi adalah sebagai berikut:

The details of accounts and significant transactions with related parties are as follows:

	2023	2022	
<u>Aset</u>			<u>Assets</u>
Kas dan Setara Kas (Catatan 4)			Cash and Cash Equivalents (Note 4)
Kas di bank			Cash in banks
PT Bank Negara Indonesia (Persero) Tbk.	80.929.673.147	3.301.996.025	PT Bank Negara Indonesia (Persero) Tbk.
PT Bank Mandiri (Persero) Tbk.	80.740.988.108	5.601.276.696	PT Bank Mandiri (Persero) Tbk.
PT Bank Syariah Indonesia (Persero) Tbk.	10.727.184.094	2.696.146.884	PT Bank Syariah Indonesia (Persero) Tbk.
	172.397.845.349	11.599.419.605	
Pinjaman Kolaborasi BUMN (Catatan 6)			SOE Loan Collaboration (Note 6)
PT Bank Rakyat Indonesia (Persero) Tbk.	20.000.000.000	-	PT Bank Rakyat Indonesia (Persero) Tbk.
Pinjaman Bermasalah (Catatan 7)			Troubled Loan (Note 7)
PT Sang Hyang Seri (Persero)	7.602.387.468	7.602.387.468	PT Sang Hyang Seri (Persero)
Penyisihan Pinjaman Bermasalah	(7.602.387.468)	(7.602.387.468)	Allowance for Impairment of Troubled Loan
Jumlah pinjaman	20.000.000.000	-	Total loan
Jumlah aset pada pihak berelasi	192.397.845.349	11.599.419.605	Total assets in related parties
Jumlah aset	318.060.353.870	304.599.870.139	Total assets
Sebagai prosentase terhadap jumlah aset	60,49%	3,81%	As percentage to total assets
<u>Pendapatan</u>			<u>Revenues</u>
Pendapatan Jasa Giro			Interest from Current Account
PT Bank Mandiri (Persero) Tbk.	842.439.454	85.875.409	PT Bank Mandiri (Persero) Tbk.
PT Bank Negara Indonesia (Persero) Tbk.	623.608.084	221.034.470	PT Bank Negara Indonesia (Persero) Tbk.
PT Bank Syariah Indonesia (Persero) Tbk.	5.249.298	-	PT Bank Syariah Indonesia (Persero) Tbk.
Jumlah pendapatan jasa giro	1.471.296.836	306.909.879	Total interest from current account
Jumlah pendapatan dari pihak berelasi	1.471.296.836	306.909.879	Total revenues from related parties
Jumlah pendapatan	9.743.731.645	15.835.621.431	Total revenues
Sebagai prosentase terhadap jumlah pendapatan	15,10%	1,94%	As percentage to total revenues

**PROGRAM PENDANAAN USAHA MIKRO
DAN USAHA KECIL
(COMMUNITY DEVELOPMENT CENTER)
PERUSAHAAN PERSEROAN (PERSERO)
PT TELEKOMUNIKASI INDONESIA TBK
CATATAN ATAS LAPORAN KEUANGAN
31 Desember 2023 dan Tahun yang
Berakhir pada Tanggal Tersebut
(Disajikan dalam Rupiah)**

**PROGRAM PENDANAAN USAHA MIKRO
DAN USAHA KECIL
(COMMUNITY DEVELOPMENT CENTER)
PERUSAHAAN PERSEROAN (PERSERO)
PT TELEKOMUNIKASI INDONESIA TBK
NOTES TO THE FINANCIAL STATEMENTS
December 31, 2023 and
For the Year Ended
(Expressed in Rupiah)**

12. LAPORAN ARUS KAS - METODE LANGSUNG

	2023	2022
AKTIVITAS OPERASI		
Pengembalian Pinjaman dari Mitra Binaan	171.333.881.031	226.744.890.542
Penerimaan Jasa Administrasi Pinjaman	8.045.335.305	15.236.139.190
Pendapatan Bunga	1.471.296.836	306.909.879
Penyaluran Dana Pinjaman ke Mitra Binaan	-	(237.524.200.000)
Penyaluran Pinjaman Kolaborasi BUMN	(20.000.000.000)	-
Pembayaran Utang	(2.700.000)	(372.611.905)
Pengembalian Kelebihan Angsuran ke Mitra Binaan	(49.387.428)	(236.788.598)
KAS NETO DITERIMA DARI AKTIVITAS OPERASI	160.798.425.744	4.154.339.108
KENAIKAN KAS DAN SETARA KAS	160.798.425.744	4.154.339.108
KAS DAN SETARA KAS PADA AWAL PERIODE	11.599.419.605	7.445.080.497
KAS DAN SETARA KAS PADA AKHIR PERIODE	172.397.845.349	11.599.419.605

12. STATEMENT OF CASH FLOWS - DIRECT METHOD

	2023	2022
OPERATING ACTIVITIES		
Loan Repayments from Foster Partners	171.333.881.031	226.744.890.542
Receipt from Loan Administration Service	8.045.335.305	15.236.139.190
Interest Income	1.471.296.836	306.909.879
Fund transferred to Foster Partners	-	(237.524.200.000)
Fund Distribution for SOE Loan Collaboration	(20.000.000.000)	-
Payable Payment	(2.700.000)	(372.611.905)
Refund of Overpayment Installment to Foster Partners	(49.387.428)	(236.788.598)
NET CASH FLOWS RECEIVED FROM OPERATING ACTIVITIES	160.798.425.744	4.154.339.108
INCREASE IN CASH AND CASH EQUIVALENTS	160.798.425.744	4.154.339.108
CASH AND CASH EQUIVALENTS AT BEGINNING OF PERIOD	11.599.419.605	7.445.080.497
CASH AND CASH EQUIVALENTS AT END OF PERIOD	172.397.845.349	11.599.419.605

13. PERISTIWA SETELAH PERIODE LAPORAN POSISI KEUANGAN

Berdasarkan Peraturan Direktur *Human Capital Management* Nomor: PR.202.60/r.03/HK250/COP-A0200000/2024 tanggal 29 Februari 2024 tentang Organisasi *Social Responsibility Center* bahwa:

- Untuk memastikan efektivitas pelaksanaan Program Tanggung Jawab Sosial dan Lingkungan (TJSL) Perusahaan yang berfokus pada pilar *environment* dan *social initiative*, perlu dilakukan penyesuaian fungsi dan peran *Community Development Center* menjadi *Social Responsibility Center*;
- Terjadi penyesuaian dan perubahan atas Peraturan Perusahaan Nomor: PR.202.60/2.02/HK-200/COP/A2000000/2021 tanggal 25 November 2021 tentang organisasi *Community Development Center* menjadi organisasi *Social Responsibility Center*.

Manajemen meyakini bahwa Peraturan Direktur *Human Capital Management* Nomor: PR.202.60/r.03/HK250/COP-A0200000/2024 tanggal 29 Februari 2024 tidak berdampak signifikan terhadap operasional CDC.

13. EVENT AFTER THE REPORTING PERIOD

Based on Decree of the Director *Human Capital Management* Number: PR.202.60/r.03/HK250/COP-A0200000/2024, dated February 29, 2024 regarding Organization of *Social Responsibility Center* that:

- To ensure the effectiveness of the implementation of the Company's *Social and Environmental Responsibility Program (TJSL)* which focuses on *environmental pillars* and *social initiatives*, it is necessary to adjust the function and role of the *Community Development Center* to *Social Responsibility Center*;
- There have been adjustments and changes to Company Regulation Number: PR.202.60/2.02/HK-200/COP/A2000000/2021 dated 25 November 2021 regarding the *Community Development Center* organization becoming *Social Responsibility Center* organization.

Management believes that Decree of the Director *Human Capital Management* Number: PR.202.60/r.03/HK250/COP-A0200000/2024, dated February 29, 2024 does not have a significant impact on CDC operations.

This page is intentionally left blank

ANNUAL REPORT 2023 FEEDBACK FORM PT TELKOM INDONESIA (PERSERO) TBK

Thank you for your willingness to read this 2023 Annual Report. As part of an effort to perfect the contents of the following year's reporting, we look forward to hearing from you by answering the questions below.

QUESTION

1. In your opinion, this Annual Report has provided useful information regarding various activities carried out by PT Telkom Indonesia (Persero) Tbk.

SS S RR TS STS

2. In your opinion, the material in this report including the data and information presented is easy to understand and understand.

SS S RR TS STS

3. In your opinion, the material in this report including the data and information presented is quite complete, covering all sustainability issues.

SS S RR TS STS

4. In your opinion, the material in this report including the data and information presented is reliable for decision-making.

SS S RR TS STS

Keterangan:

SA: Strongly Agree

A: Agree

OTA: On The Average

D: Disagree

SD: Strongly Disagree

5. In your opinion, what information has been submitted in this report and is felt to be useful?

- a.
- b.
- c.

6. In your opinion, what information has been conveyed in this report and is felt to be of little use?

- a.
- b.
- c.

7. In your opinion, what about the display of this report both from the contents, design and layout as well as photos included?

- a.
- b.
- c.

8. In your opinion, what information is felt to be lacking and must be completed in the upcoming Annual Report?

- a.
- b.
- c.

Your profile

Full name :

Age and Gender :Yo. M / F (cross the unnecessary ones)

Institution / Company :

Type of Institution / Company : Government Government Media
 NGO NGO Etc

Returning forms and other matters related to the 2023 Annual Report can be submitted to:

Investor Relations

The Telkom Hub, Telkom Landmark Tower Lantai 39
 Jl. Jend. Gatot Subroto Kav. 52, Jakarta 12710
 Tel : (6221) 521 5109
 Fax : (6221) 522 0500
 E-mail : investor@telkom.co.id
 Website : www.telkom.co.id

2023 ANNUAL REPORT



the world in your hand

PT Telkom Indonesia (Persero) Tbk
Investor Relations
Telkom Landmark Tower 39th Floor
The Telkom Hub
Jl. Jend. Gatot Subroto Kav. 52
Jakarta 12710, Indonesia
T +62 21 521 5109
F +62 21 522 0500
e-mail: investor@telkom.co.id
www.telkom.co.id